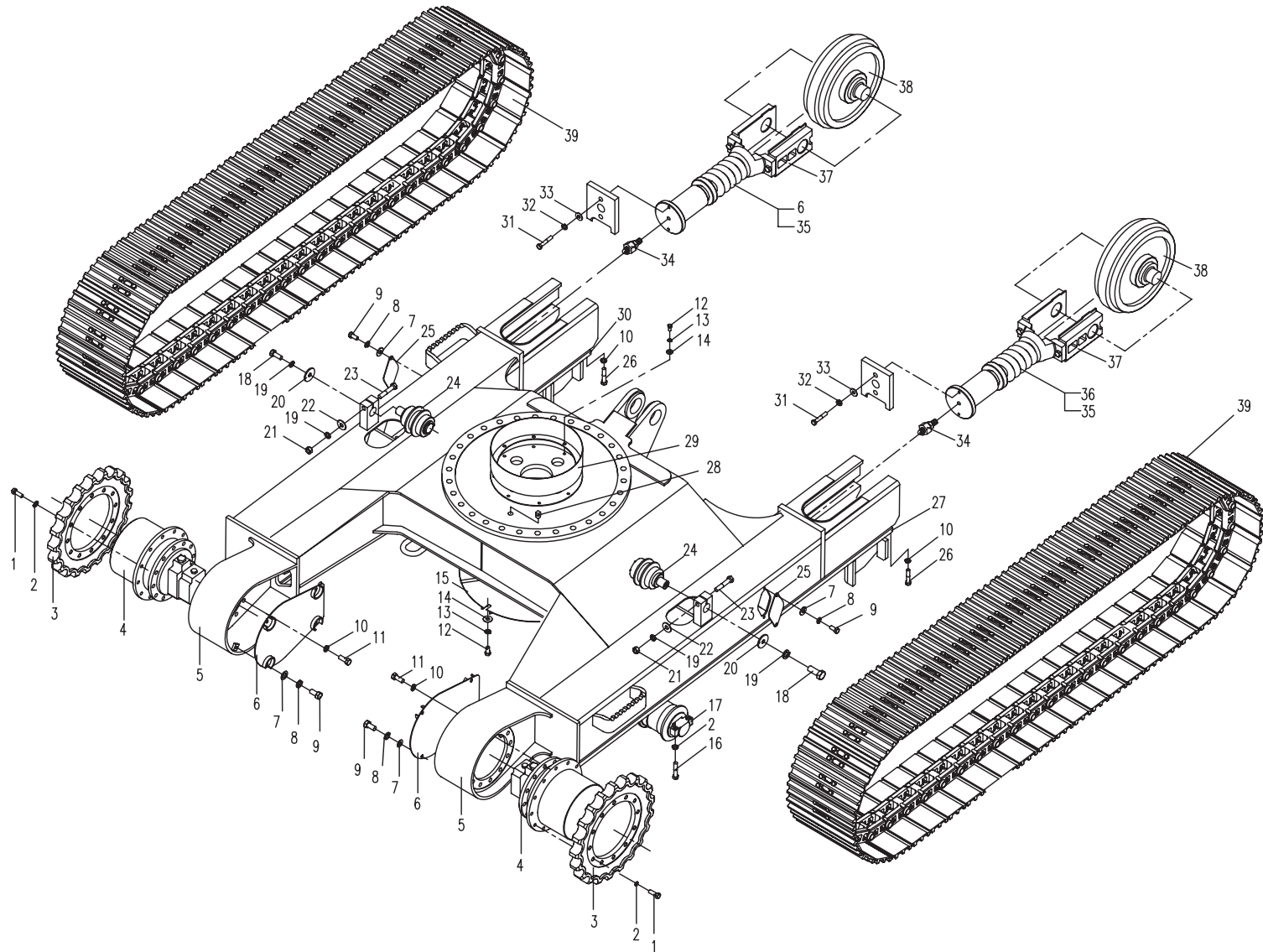


01.1.1 底盘总成（适用860K11,860K12,860K13,860K14机型） CHASSIS ASSEMBLY (APPLY TO 860K11,860K12,860K13,860K14 TYPE)

序号 No.	数量 Quantity	代号 Code	名称 Description		备注 Remark
1	24	M14×45 GB/T5783	六角头螺栓	Bolt	10.9-达克罗
2	72	14 GB/T 93	弹簧垫圈	Spring washer	达克罗
3	2	860-0100001B	驱动轮	Driving wheel	
4	2	860-7508000	行走马达	Traveling motor	NACHI, KAYABA / 帝人
5	1	860A-0101000B	车架总成	Chassis assembly	KAYABA / 帝人
	1	860A-0110000B	车架总成	Chassis assembly	NACHI
6	2	860-0107000	行走马达盖板	Traveling motor's cover plate	
7	12	10 GB/T97.1	平垫圈	Washer	达克罗
8	12	10 GB/T93	弹簧垫圈	Spring washer	达克罗
9	12	M10×20 GB/T5783	六角头螺栓	Bolt	8.8-达克罗
10	32	16 GB/T93	弹簧垫圈	Spring washer	Zn. D
11	24	M16×40 GB/T5783	六角头螺栓	Bolt	10.9-达克罗
12	12	M10×20 GB/T5783	六角头螺栓	Bolt	8.8-Zn. D
13	12	10 GB/T93	弹簧垫圈	Spring washer	Zn. D
14	12	10 GB/T97.1	平垫圈	Washer	Zn. D
15	1	860-0108000	封底板	Chassis cover plate	
16	48	M14×60 GB/T5783	六角头螺栓	Bolt	12.9-达克罗
17	12	860-0105000B	支重轮总成	Idler assembly	
18	2	M16×40 GB/T5783	六角头螺栓	Bolt	10.9-达克罗
19	4	16 GB/T93	弹簧垫圈	Spring washer	达克罗
20	2	860-0100007	挡板	block ring	
21	2	M16 GB/T6170	1型六角螺母	Nut	8-达克罗
22	2	16 GB/T97.1	平垫圈	Washer	达克罗
23	2	M16×90 GB/T5782	六角头螺栓	Bolt	10.9-达克罗
24	2	860-0104000	托轮总成	Upper roller assembly	
25	2	860-0100002	侧盖板	side cover plate	
26	12	M16×40 GB/T5783	六角头螺栓	Bolt	8.8-Zn. D
27	2	860A-0106000	右防脱架	Right frame	配装钢履带

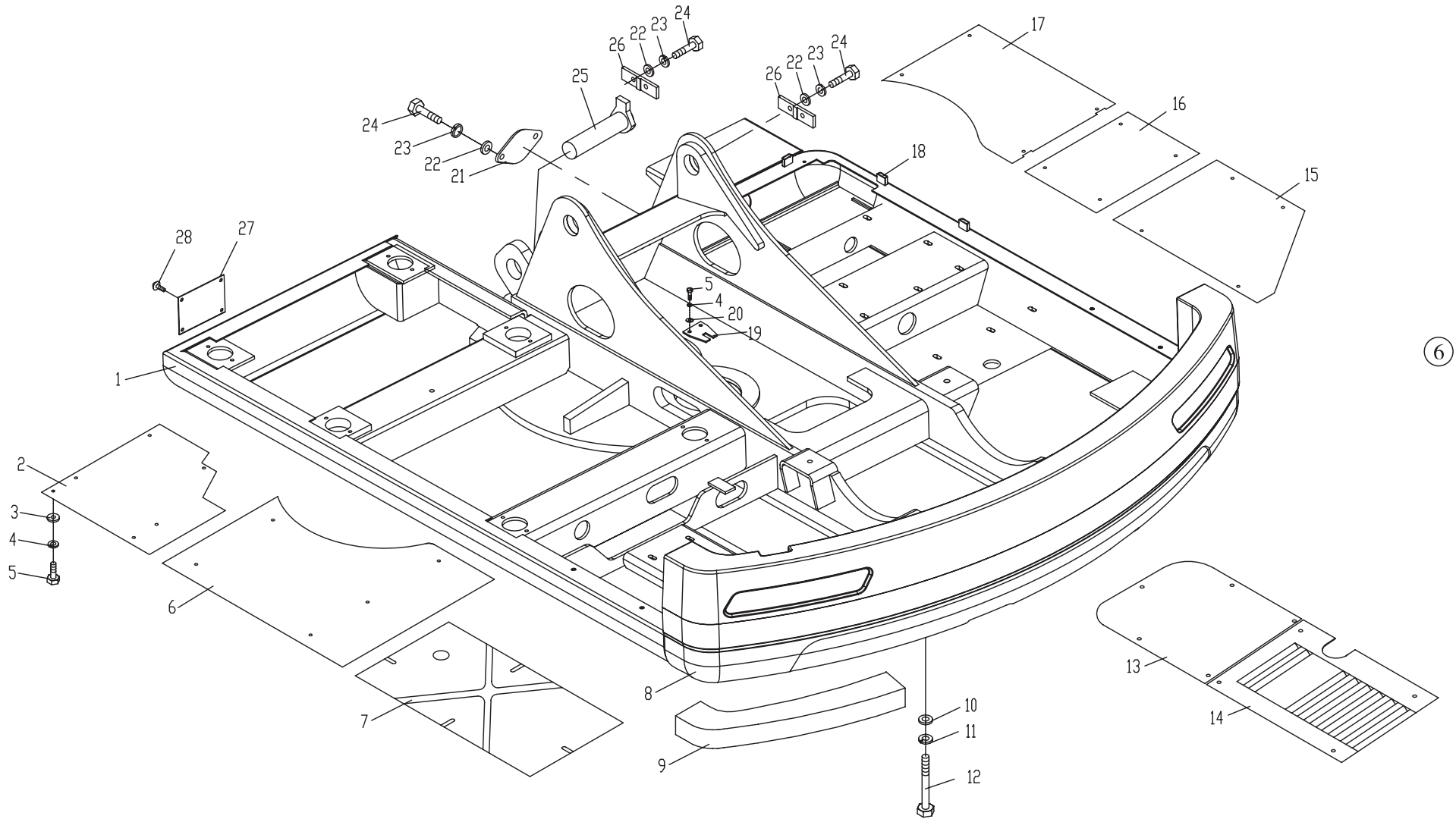
01.1.1 底盘总成 (适用860K11,860K12,860K13,860K14机型) CHASSIS ASSEMBLY (APPLY TO 860K11,860K12,860K13,860K14 TYPE)



02.1.1 回转平台(适用860K11机型) PLATFORM (APPLY TO 860K11 TYPE)

序号 No.	数量 Quantity	代号 Code	名称 Description		备注 Remark
1	1	860K-0201000B	平台	Platform	
2	1	860-0200002A	左前封底板	Left-front cover	
3	40	10 GB/T96	大垫圈	Big washer	Zn. D
4	42	10 GB/T93	弹簧垫圈	Spring washer	Zn. D
5	42	M10×25 GB/T5783	六角头螺栓	Bolt	8. 8-Zn. D
6	1	860-0200003A	左中封底板	Left-middle cover	
7	1	860K-0200001	左后封底板III	Left-rear cover III	
8	1	860K-0200003	平衡重	Counter weight	
9	1	860J-0200013	海棉I	Sponge	
10	4	860-0200015	垫圈	Washer	
11	4	22 GB/T93	弹簧垫圈	Spring washer	Zn. D
12	4	M22×110 GB/T5783	六角头螺栓	Bolt	10. 9-达克罗
13	1	860J-0200006A	中封底板	Middle cover	
14	1	860K-0200002A	中后封底板	Middle-rear cover	
15	1	860J-0200005A	右后封底板II	Right-rear cover II	
16	1	860L-0200006	右后封底板I	Right-rear cover I	
17	1	860-0200006A	右前封底板	Right-front cover	
18	2	853D-0200012	螺母块	Nut block	
19	1	860-0200012	止板	Stop board	
20	2	10 GB/T97.1	平垫圈	Washer	Zn. D
21	1	860-0200001	盖板	Cover	
22	6	12 GB/T97.1	平垫圈	Washer	达克罗
23	6	12 GB/T93	弹簧垫圈	Spring washer	达克罗
24	6	M12×30 GB/T5783	六角头螺栓	Bolt	8. 8-达克罗
25	1	860A-0204000	销轴	Shaft pin	
26	2	860-0200009	止板	Closing plate	
27	1	T0802-01001	标牌(中文)	Scutcheon(Chinese)	
28	4	4×12 GB/T12618	开口型扁圆头抽芯铆钉	Rivet	

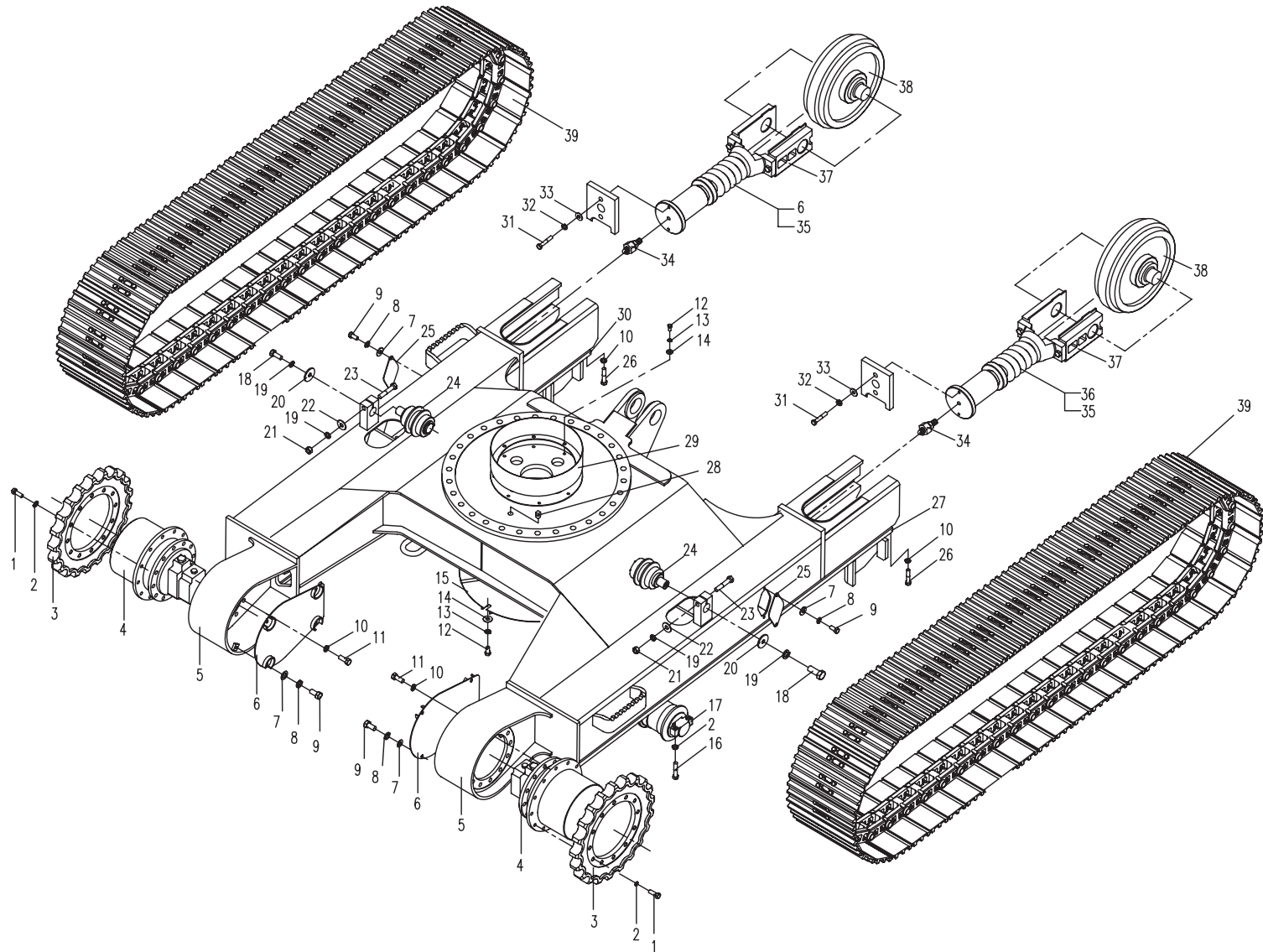
02.1.1 回转平台(适用860K11机型) PLATFORM (APPLY TO 860K11 TYPE)



01.1.1 底盘总成（适用860K11,860K12,860K13,860K14机型） CHASSIS ASSEMBLY (APPLY TO 860K11,860K12,860K13,860K14 TYPE)

序号 No.	数量 Quantity	代号 Code	名称 Description	备注 Remark	
28	1	820-0100002	螺塞	plug	
29	1	860-0106000	挡油圈组件	block oil ring	
30	2	860A-0105000	左防脱架	Left frame	配装钢履带
31	4	M12×35 GB/T5783	六角头螺栓	Bolt	8. 8-Zn. D
32	4	12 GB/T93	弹簧垫圈	Spring washer	Zn. D
33	4	12 GB/T97.1	平垫圈	Washer	Zn. D
34	2	860-0102400	单向阀总成	Check valve assembly	
35	2	860-0102200B	张紧弹簧总成	Tension spring assembly	
36	2	860-0102230	密封组件	Sealed ring assembly	
37	2	860-0102001B	支座	Bracket	
38	2	860-0102100	导向轮总成	Front idler assembly	
39	2	860A-2001000	钢履带	Steel Crawler	标配,450 140 42(宽度 节距 节数)
	2	860A-2002000	钢履带	Steel Crawler	选装,600 140 42(宽度 节距 节数)
	2	860A-2003000	橡胶块履带	Rubber Block Crawler	选装,450 140 42(宽度 节距 节数)
	2	860A-2101000	橡胶履带	Rubber Crawler	选装,450 76 80(宽度 节距 节数)

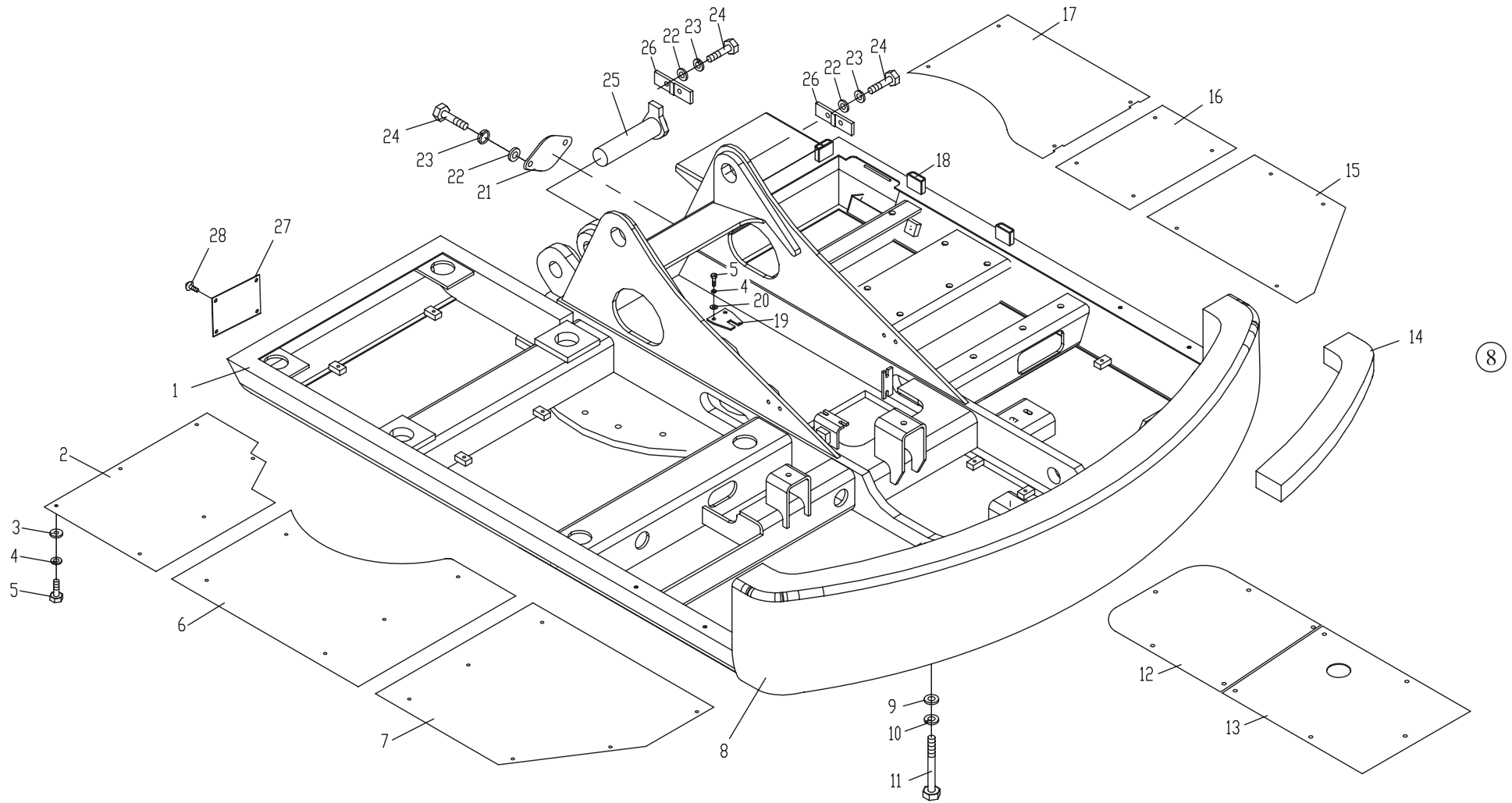
01.1.1 底盘总成 (适用860K11,860K12,860K13,860K14机型) CHASSIS ASSEMBLY (APPLY TO 860K11,860K12,860K13,860K14 TYPE)



02.1.2 回转平台(适用860K12,860K13,860K14机型) PLATFORM (APPLY TO 860K12,860K13,860K14 TYPE)

序号 No.	数量 Quantity	代号 Code	名称 Description		备注 Remark
1	1	860K-0206000	平台	Platform	适用860K12
	1	860K-0208000	平台	Platform	适用860K13
	1	860K-0209000	平台	Platform	适用860K14
2	1	860-0200002A	左前封底板	Left-front cover	
3	43	10 GB/T96	大垫圈	Big washer	Zn. D
4	45	10 GB/T93	弹簧垫圈	Spring washer	Zn. D
5	45	M10×20 GB/T5783	六角头螺栓	Bolt	8. 8-Zn. D
6	1	860-0200003A	左中封底板	Left-middle cover	
7	1	860L-0200002	左后封底板II	Left-rear cover	
8	1	860K-0200003	平衡重	Counter weight	
9	4	860-0200015	垫圈	Washer	
10	4	22 GB/T93	弹簧垫圈	Spring washer	Zn. D
11	4	M22×110 GB/T5783	六角头螺栓	Bolt	10. 9-达克罗
12	1	860-0200005	中封底板	Middle cover	
13	1	860-0200016	中后封底板	Middle-rear cover	
14	1	860J-0200013	海棉	Sponge	
15	1	860L-0200005	右后封底板II	Right-rear cover II	
16	1	860L-0200006	右后封底板I	Right-rear cover I	
17	1	860-0200006A	右前封底板	Right-front cover	
18	4	853D-0200012	螺母块	Nut block	
19	1	860-0200012	止板	Stop board	
20	2	10 GB/T97.1	平垫圈	Washer	Zn. D
21	1	860-0200001	盖板	Cover	
22	6	12 GB/T97.1	平垫圈	Washer	达克罗
23	6	12 GB/T93	弹簧垫圈	Spring washer	达克罗
24	6	M12×30 GB/T5783	六角头螺栓	Bolt	8. 8-达克罗
25	1	860A-0204000	销轴	Shaft pin	
26	2	860-0200009	止板	Closing plate	
27	1	T0802-01001	标牌(中文)	Scutcheon(Chinese)	
28	4	4×12 GB/T12618	开口型扁圆头抽芯铆钉	Rivet	

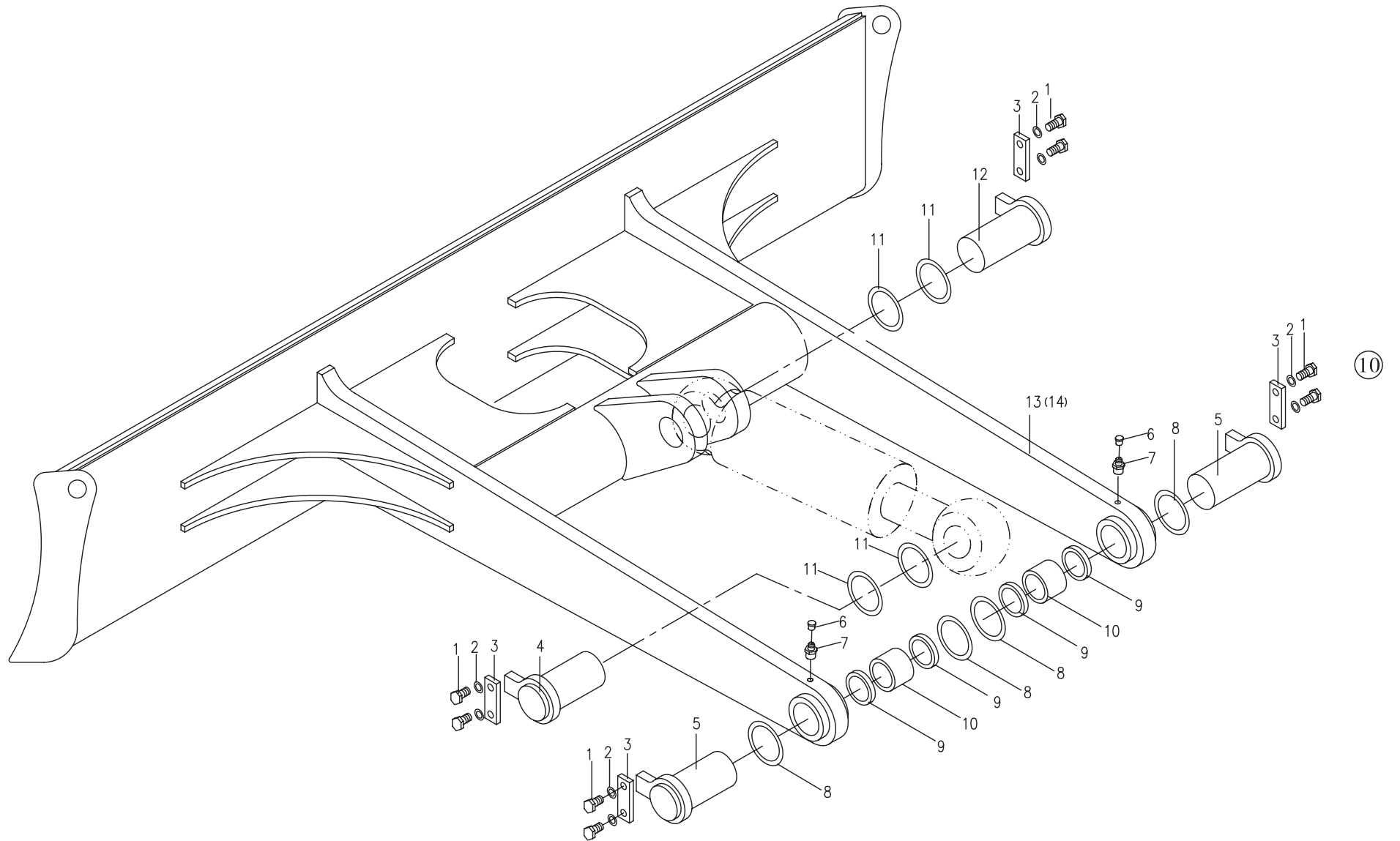
02.1.2 回转平台(适用860K12,860K13,860K14机型) PLATFORM (APPLY TO 860K12,860K13,860K14 TYPE)



03.1.1 推土装置（适用860K11,860K12,860K13,860K14机型） DOZER EQUIPMENT (APPLY TO 860K11,860K12,860K13,860K14 TYPE)

序号 No.	数量 Quantity	代号 Code	名称 Description		备注 Remark
	1	860-0321000	推土铲组件	Dozer blade	标配（包括件13、10）
	1	860-0331000	推土铲组件	Dozer blade	选装(包括件14,10)，配600宽履带
1	8	M12×25 GB/T5783	六角头螺栓	Bolt	8.8-达克罗
2	8	12 GB/T93	弹簧垫圈	Spring washer	达克罗
3	4	860-0300002	压板	Clamping plte	
4	1	860-0302000	销轴	Shaft pin	
5	2	860-0303000	销轴	Shaft pin	
6	2	801-0400001	油杯盖	Cover	
7	2	M10×1 JB/T7940.1	直通式压注油杯	Grease cup	Zn.D
8	4	860-0400011	隔垫片I	Washer	
9	4	860-0402009	防尘圈I	Dust-proof seal	
10	2	860-0300004	铜衬套	Spindle sleeve	
11	4	860-0300003	隔垫片	Washer	
12	1	860-0304000	销轴	Shaft pin	
13	1	860-0301000	推土铲	Dozer blade	
14	1	860-0311000	推土铲	Dozer blade	选装，配600宽履带

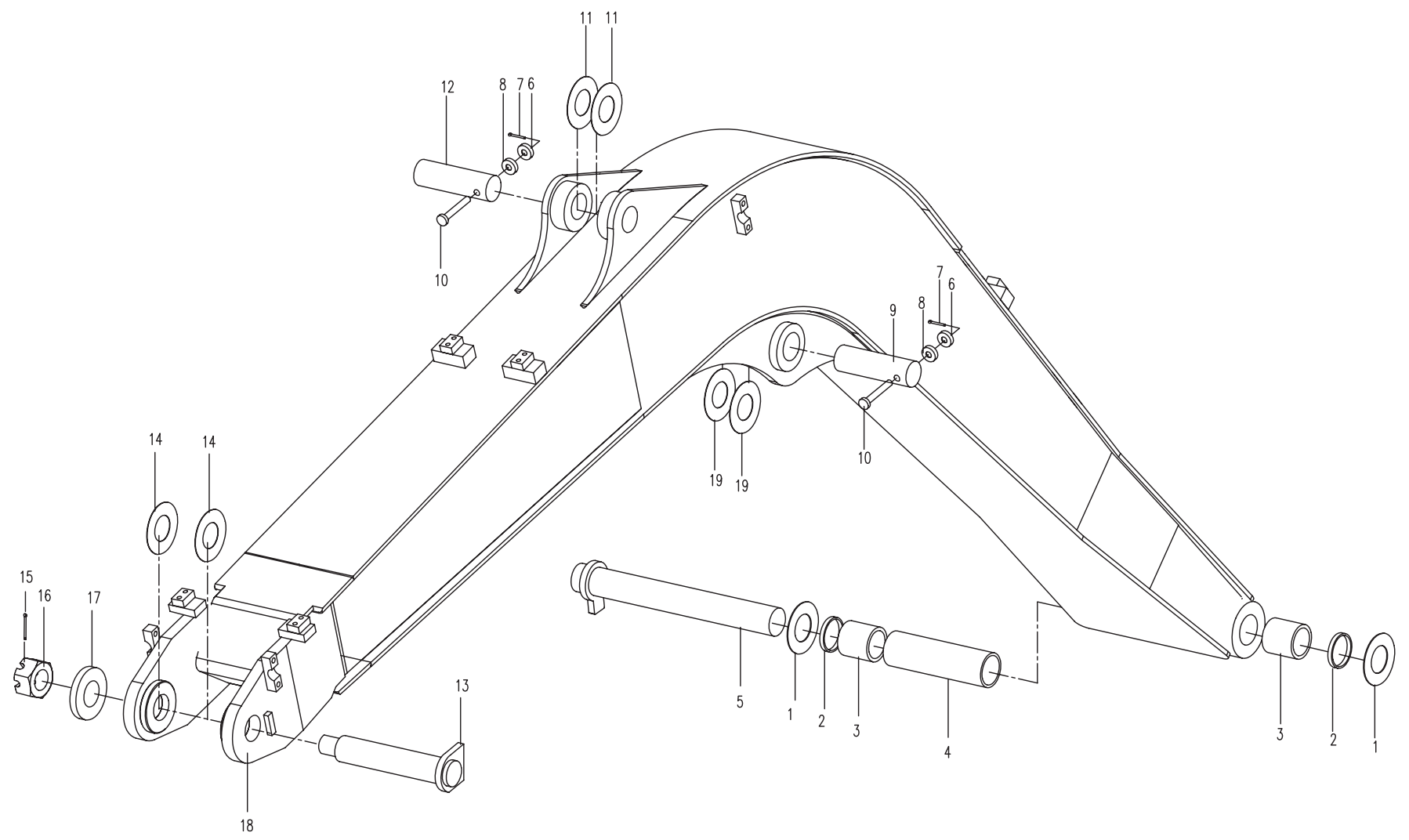
03.1.1 推土装置 (适用860K11,860K12,860K13,860K14机型) DOZER EQUIPMENT (APPLY TO 860K11,860K12,860K13,860K14 TYPE)



04.1.1 工作装置 1（适用860K11,860K12,,860K13,860K14机型）WORKING EQUIPMENT 1 (APPLY TO 860K11,860K12,860K13,860K14 TYPE)

序号 No.	数量 Quantity	代号 Code	名称 Description		备注 Remark
1	2	860-0400016	隔垫片VI	Spacer VI	
2	2	860-0401005	防尘圈	Dush-proof seal	
3	2	860-0401004B	铜衬套	Copper bush	
4	1	860-0401003B	中间衬套	Middle bush	
5	1	860-0406000A	销轴	Shaft pin	
6	2	M14 GB/T6178	1型六角开槽螺母	Nut	8-达克罗
7	2	3.2×40 GB/T91	开口销	Cotter pin	达克罗
8	2	M14 GB/T 6170	1型六角螺母	Nut	8-达克罗
9	1	860-0420006	销轴	Shaft pin	
10	2	M14×120 GB/T31.1	六角头螺杆带孔螺栓	Bolt	8.8-达克罗
11	2	860-0420005	隔垫片I	Spacer I	
12	1	860-0420004	销轴	Shaft pin	
13	1	860-0407000A	销轴	Shaft pin	
14	2	860-0400015	隔垫片V	Spacer V	
15	1	8x95 GB/T91	开口销	Cotter pin	Zn.D
16	1	860-0400021	螺母	Nut	
17	1	860-0400019A	垫圈	Washer	
18	1	860-0421100B	动臂体	Boom	
19	2	860-0420007	隔垫片II	Spacer II	

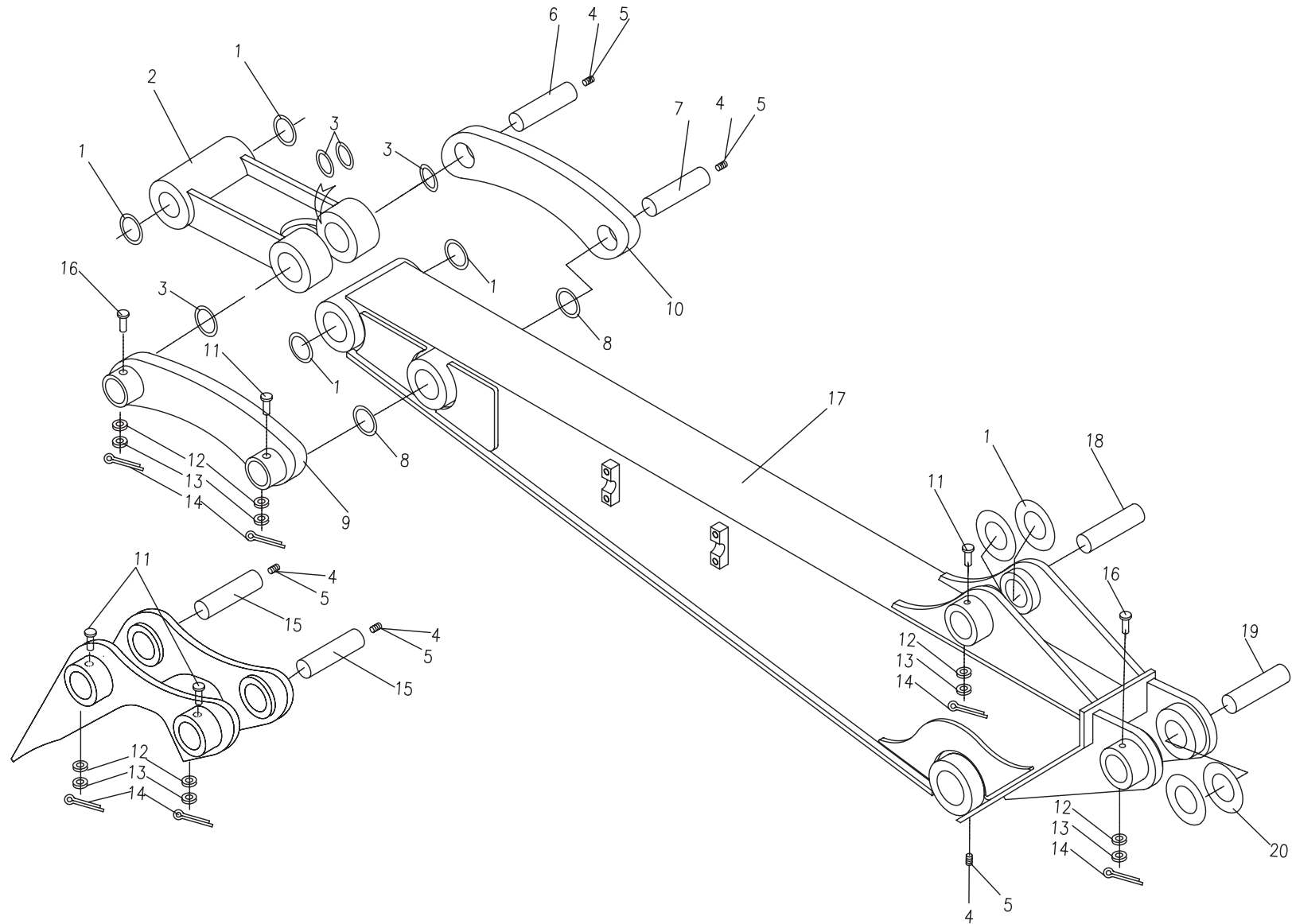
04.1.1 工作装置 1 (适用860K11,860K12,860K13,860K14机型) WORKING EQUIPMENT 1 (APPLY TO 860K11,860K12,860K13,860K14 TYPE)



04.2.1 工作装置 2 (适用860K11,860K12,860K13,860K14机型) WORKING EQUIPMENT 2 (APPLY TO 860K11,860K12,860K13,860K14 TYPE)

序号 No.	数量 Quantity	代号 Code	名称 Description		备注 Remark
1	6	860-0400011	隔垫片 I	Spacer I	
2	1	860-0424000A	连杆	Connecting rod	
3	4	860-0420005	隔垫片 I	Spacer I	
4	5	M10X1 JB/T7940.1	直通式压注油杯	Oil cup	Zn.D
5	5	801-0400001	油杯盖	Cap for oil cup	
6	1	860-0420002B	销轴	Shaft pin	
7	1	860-0400003B	销轴	Shaft pin	
8	2	860-0400012	隔垫片 II	Spacer II	
9	1	860L-0405000	左摇杆	Left rocker-arm	
10	1	860L-0406000	右摇杆	Right rocker-arm	
11	4	M14X110 GB/T31.1	六角头螺杆带孔螺栓	Bolt	8.8-达克罗
12	6	M14 GB/T6170	1型六角螺母	Nut	8-达克罗
13	6	M14 GB/T6178	1型六角开槽螺母	Nut	8-达克罗
14	6	3.2X40 GB/T91	开口销	Cotter pin	达克罗
15	2	860-0400001B	销轴	Shaft pin	
16	2	M14X120 GB/T31.1	六角头螺杆带孔螺栓	Bolt	8.8-达克罗
17	1	860-0422000	斗杆	Arm	标准斗杆,展开见04.4.1
	1	860-1804000	加长400斗杆	Arm lenthener 400mm	加长400斗杆,展开见04.4.1
18	1	850-0400006	销轴	Shaft pin	
19	1	860-0400005A	销轴	Shaft pin	
20	2	860-0400014	隔垫片 IV	Spacer IV	

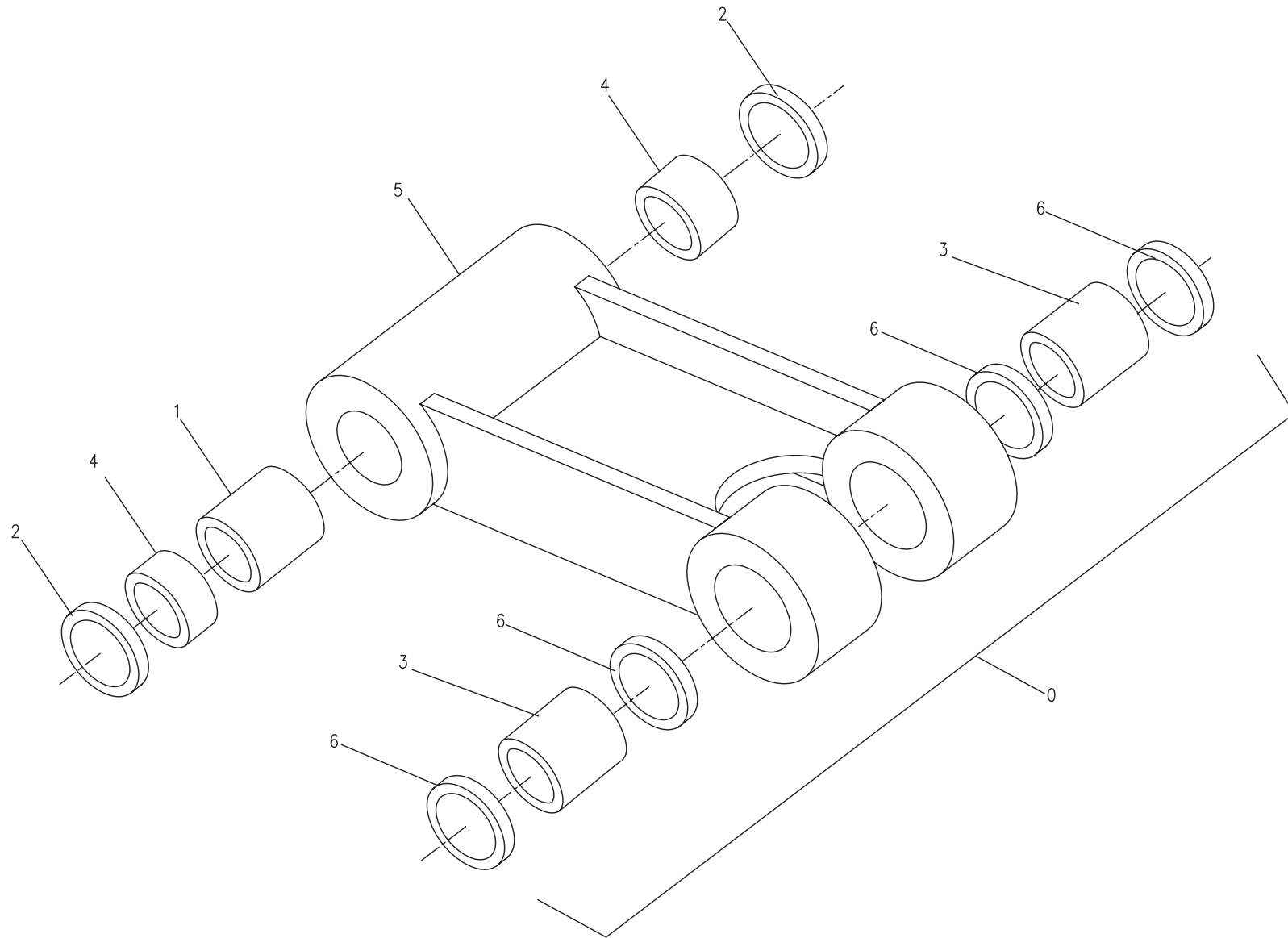
04.2.1 工作装置 2 (适用860K11,860K12,860K13,860K14机型) WORKING EQUIPMENT 2 (APPLY TO 860K11,860K12,860K13,860K14 TYPE)



04.3.1 工作装置 3（适用860K11,860K12,860K13,860K14机型）WORKING EQUIPMENT 3 (APPLY TO 860K11,860K12,860K13,860K14 TYPE)

序号 No.	数量 Quantity	代号 5	名称 Description		备注 Remark
	1	860-0424000A	连杆	Connecting rod	
1	1	860-0402005	中间衬套 I	Middle bush I	
2	2	860-0402009	防尘圈 I	Dush-proof seal I	
3	2	860-0424005	钢衬套	Steel bush	
4	2	860-0402012	钢衬套	Steel bush	
5	1	860-0424100	连杆体	Connecting rod body	
6	4	860-0424004	防尘圈	Dush-proof seal	

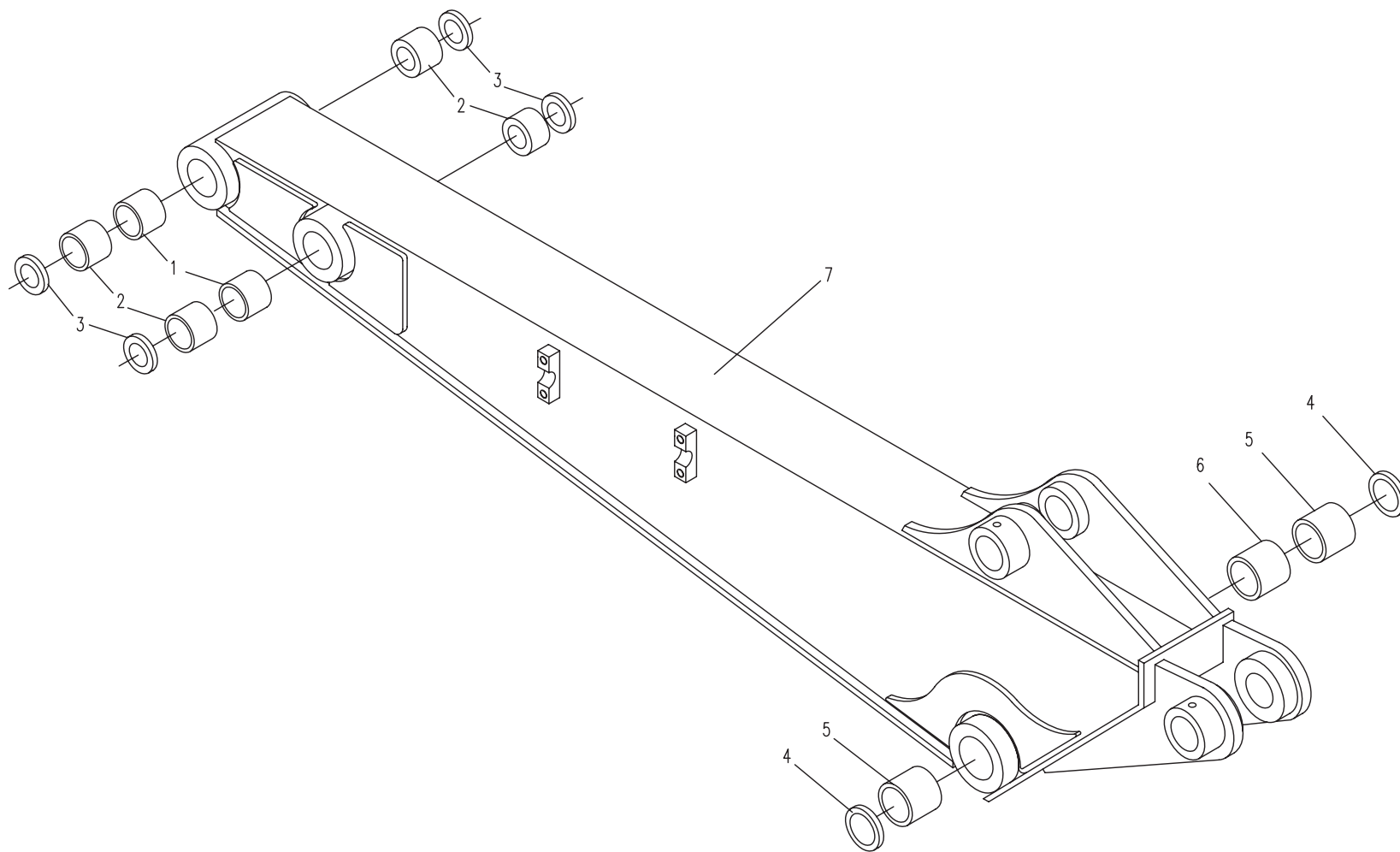
04.3.1 工作装置 3 (适用860K11,860K12,860K13,860K14机型) WORKING EQUIPMENT 3 (APPLY TO 860K11,860K12,860K13,860K14 TYPE)



04.4.1 工作装置 4 (适用860K11,860K12,860K13,860K14机型) WORKING EQUIPMENT 4 (APPLY TO 860K11,860K12,860K13,860K14 TYPE)

序号 No.	数量 Quantity	代号 Code	名称 Description		备注 Remark
	1	860-0422000	斗杆	Arm	标准斗杆
	1	860-1804000	加长400斗杆	Arm lenthener 400mm	加长400斗杆
1	2	860-0402005	中间衬套 I	Middle bush I	
2	4	860-0402012	钢衬套	Copper bush	
3	4	860-0402009	防尘圈 I	Dush-proof seal I	
4	2	860-0402011	防尘圈 II	Dush-proof seal II	
5	2	860-0402008A	铜衬套 II	Copper bush II	
6	1	860-0402006A	中间衬套 II	Middle bush II	
7	1	860-0422100	斗杆体	Arm body	标准斗杆体
	1	860-1804100	斗杆体	Arm body	加长400斗杆体

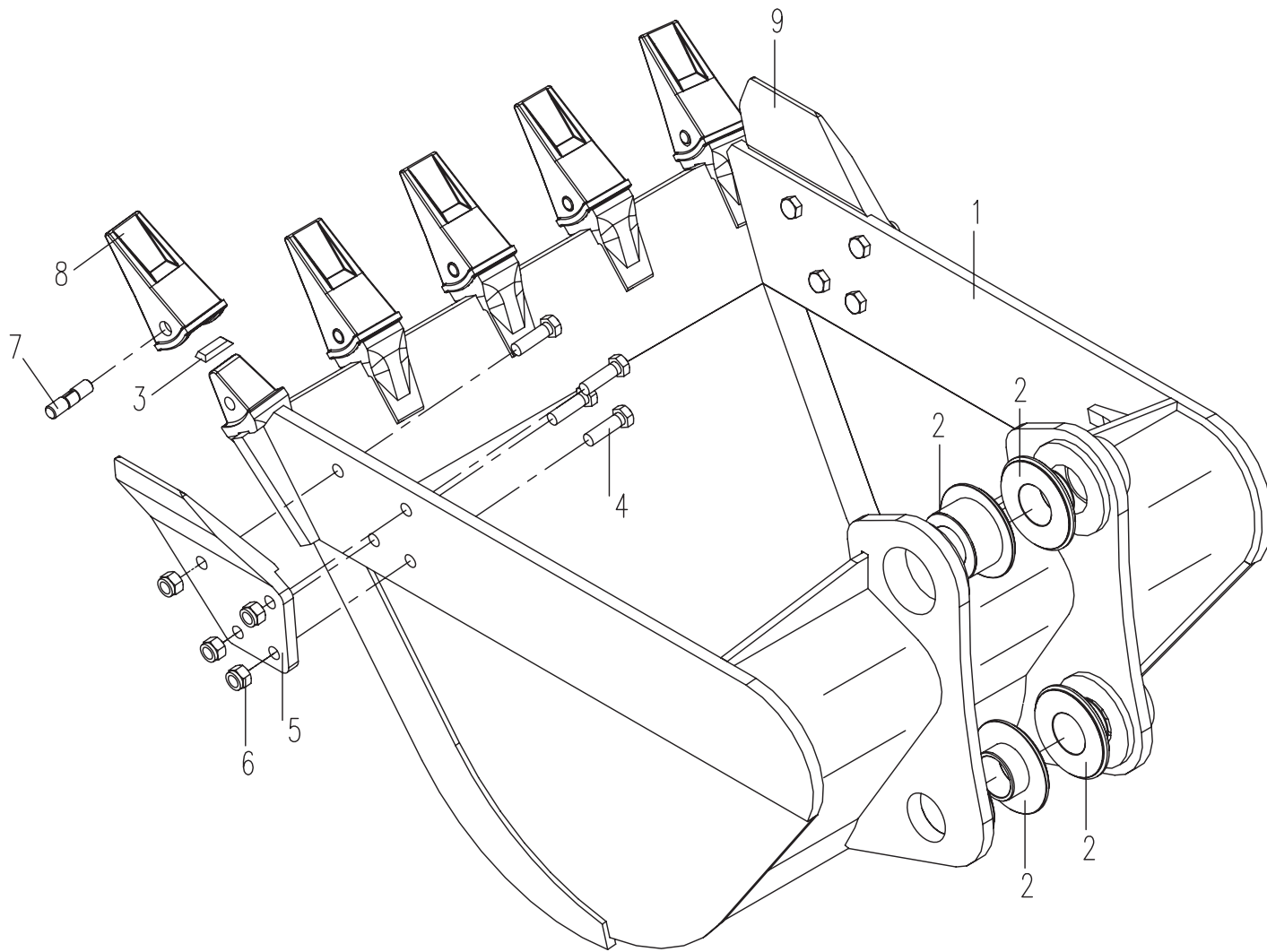
04.4.1 工作装置4 (适用860K11,860K12,860K13,860K14机型) WORKING EQUIPMENT 4 (APPLY TO 860K11,860K12,860K13,860K14 TYPE)



04.5.1 工作装置5（适用860K11,860K12,860K13,860K14机型） WORKING EQUIPMENT 5 (APPLY TO 860K11,860K12,860K13,860K14 TYPE)

序号 No.	数量 Quantity	代号 Code	名称 Description		备注 Remark
		860L-0403000	铲斗	Bucket subassembly	
1	1	860L-0403100	铲斗体	Bucket	
2	4	860-0403004	衬套	Bush	
3	5	860-0434001	橡胶垫	Rubber mat	
4	8	M24×65 GB/T5783	六角头螺栓	Bolt	10.9-达克罗
5	1	860-0403002	左刀块	Left cutter	
6	8	M24 GB/T6182	嵌件六角锁紧螺母	Nut	10-达克罗
7	5	860-0434003	销垫	Pin	
8	5	860-0434002	齿套	Tooth	
9	1	860-0403003	右刀块	Right cutter	

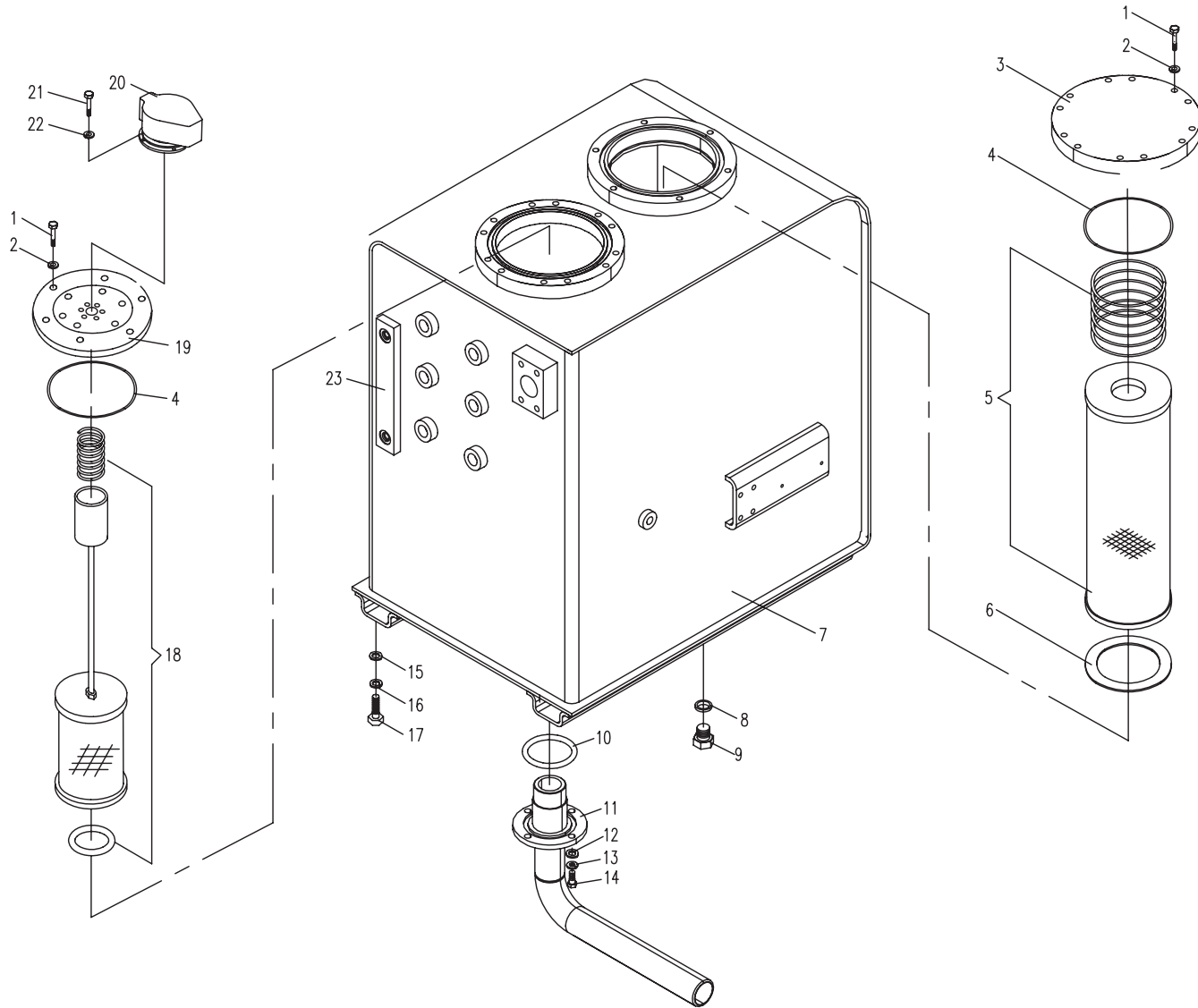
04.5.1 工作装置5 (适用860K11,860K12,860K13,860K14机型) WORKING EQUIPMENT 5 (APPLY TO 860K11,860K12,860K13,860K14 TYPE)



05.1.1 液压油箱 (适用860K11机型) HYDRAULIC OIL BOX (APPLY TO 860K11 TYPE)

序号 No.	数量 Quantity	代号 Code	名称 Description		备注 Remark
1	12	M8×20 GB/T5783	六角头螺栓	Bolt	8.8-Zn.D
2	12	8 GB/T93	弹簧垫圈	Spring washer	Zn.D
3	1	858-0505001	回油法兰盖	Flange top	
4	2	165×4 NBR-90	O形橡胶密封圈	O seal ring	
5	1	860A-0513200	回油滤总成	Oil-return filter assembly	
6	1	860-0513001	橡胶垫	Pressurize mat	
7	1	860J-0505100C	液压油箱体	Oil tank body	
8	1	33 BS/A33.7×42x2 ISO	组合密封垫圈	Combinatory washer	
9	1	801-0521003	油堵	Screw plug	
10	1	58×3.55 NBR-90 GB/T3452.1	O形橡胶密封圈	O seal ring	
11	1	860J-0541100	吸油钢管	Oil-intake steel tube	
12	4	10 GB/T97.1	平垫圈	Washer	Zn.D
13	4	10 GB/T93	弹簧垫圈	Spring washer	Zn.D
14	4	M10×30 GB/T 5783	六角头螺栓	Bolt	8.8-Zn.D
15	6	12 GB/T97.1	平垫圈	Washer	Zn.D
16	6	12 GB/T 93	弹簧垫圈	Spring washer	Zn.D
17	6	M12×35 GB/T 5783	六角头螺栓	Bolt	8.8-Zn.D
18	1	860A-0513300	吸油滤总成	Oil-intake filter assembly	
19	1	860J-0505300	加油法兰盖总成	Flange	
20	1	860A-0513600	预压式空气滤清器	Hydraabc oil tank air cleaner assembly	
21	6	M4×16 GB/T5783	六角头螺栓	Bolt	8.8-Zn.D
22	6	4 GB/T93	弹簧垫圈	Spring washer	Zn.D
23	1	860A-0513500	液位计总成	Sign oil high	

05.1.1 液压油箱 (适用860K11机型) HYDRAULIC OIL BOX (APPLY TO 860K11 TYPE)

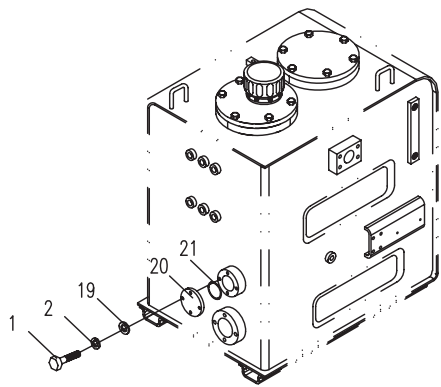


05.1.2 液压油箱(适用860K12,860K13,860K14机型) HYDRAULIC OIL TANK (APPLY TO 860K12,860K13,860K14 TYPE)

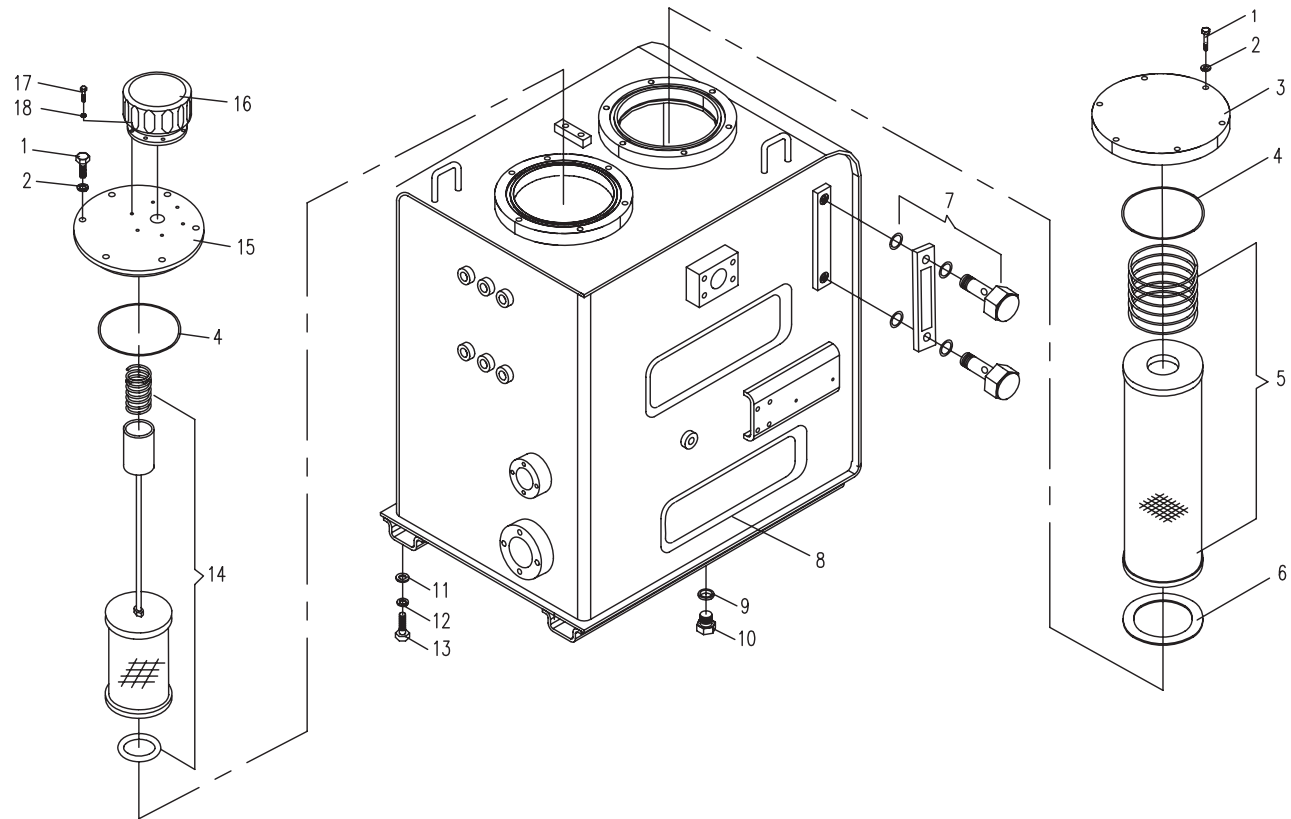
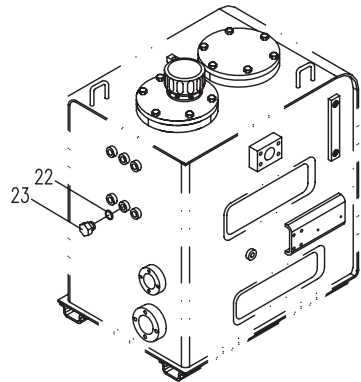
序号 No.	数量 Quantity	代号 Code	名称 Description		备注 Remark
1	16	M8x20 GB/T5783	六角头螺栓	Bolt	8.8-Zn.D
2	16	8 GB/T93	弹簧垫圈	Spring washer	Zn.D
3	1	858-0505001	回油法兰盖	Flange top	
4	2	165×4 NBR-90 ISO	O形橡胶密封圈	O seal ring	
5	1	860A-0513200	回油滤总成	Oil-return filter assembly	
6	1	860-0513001	橡胶垫	Pressurize mat	
7	1	860A-0513500	液位计总成	Liquidometer assembly	
8	1	860K-0534100B	油箱体	Oil tank body	
9	1	33 BS/A33.7x42x2 ISO	组合密封垫圈	Combinatory washer	
10	1	801-0521003	油堵	Screw plug	
11	6	12 GB/T97.1	平垫圈	Washer	Zn.D
12	6	12 GB/T 93	弹簧垫圈	Spring washer	Zn.D
13	6	M12x35 GB/T 5783	六角头螺栓	Bolt	8.8-Zn.D
14	1	860L-0505200	吸油滤总成	Oil-intake filter assembly	
15	1	860J-0505300	加油法兰盖总成	Flange	
16	1	860A-0513600	预压式空气滤清器	Hydraabc oil tank air cleaner assembly	
17	6	M4x16 GB/T5783	六角头螺栓	Bolt	8.8-Zn.D
18	6	4 GB/T93	弹簧垫圈	Spring washer	Zn.D
19	4	8 GB/T97.1	平垫圈	Washer	Zn.D
20	1	853D-0500031	法兰	Flange	适用860K12
21	1	38.7×2.65 NBR-90 ISO	O形橡胶密封圈	O seal ring	适用860K12
22	1	18 BS/A 18.7×27×2 ISO	组合密封垫圈	Combinatory washer	适用860K13, 860K14
23	1	810-0500023	堵头	Screw plug	适用860K13, 860K14

05.1.2 液压油箱(适用860K12,860K13,860K14机型) HYDRAULIC OIL TANK (APPLY TO 860K12,860K13,860K14 TYPE)

油箱体860L-0505000



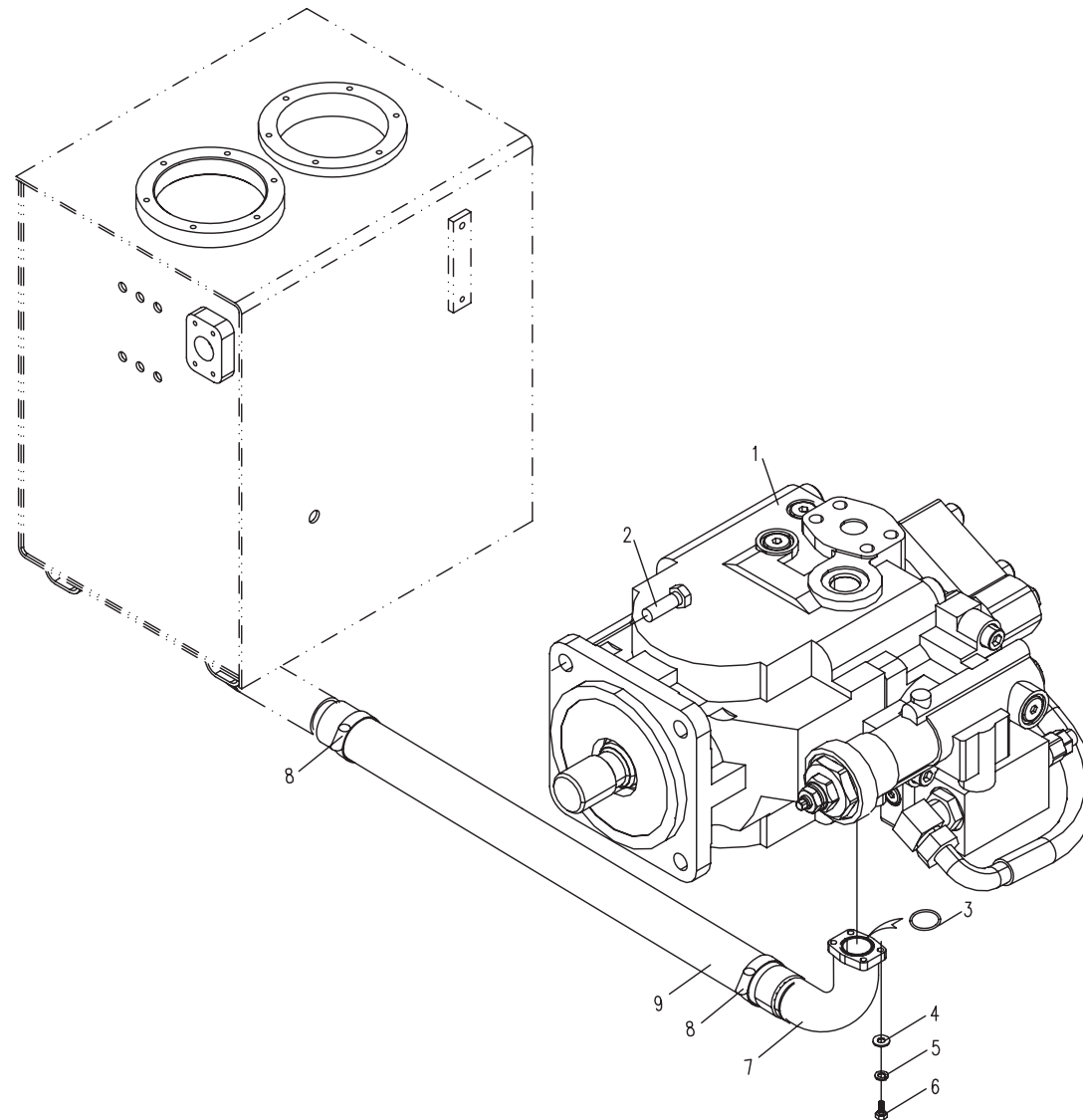
油箱体860K-0534000



05.2.1 主液压系统-主泵 (适用860K11机型) MAIN HYDRAULIC SYSTEM-MAIN PUMP (APPLY TO 860K11 TYPE)

序号 No.	数量 Quantity	代号 Code	名称 Description		备注 Remark
1	1	860A-0516000A	主泵	Main pump	
2	4	M12 35 GB/T5783	六角头螺栓	Bolt	12.9-达克罗
3	1	58 2.65 GB/T3452.1 NBR-90	O形橡胶密封圈	O seal ring	
4	4	12 GB/T97.1	平垫圈	Washer	Zn. D
5	4	12 GB/T 93	弹簧垫圈	Spring washer	Zn. D
6	4	M12 35 GB/T 5783	六角头螺栓	Bolt	8.8-Zn. D
7	1	860K-0522000	泵吸油钢管总成	Steel pipe assembly	
8	4	66 SAE J1508	喉箍	Hoop	
9	1	860K-0500008	输油胶管	Rubber tube	

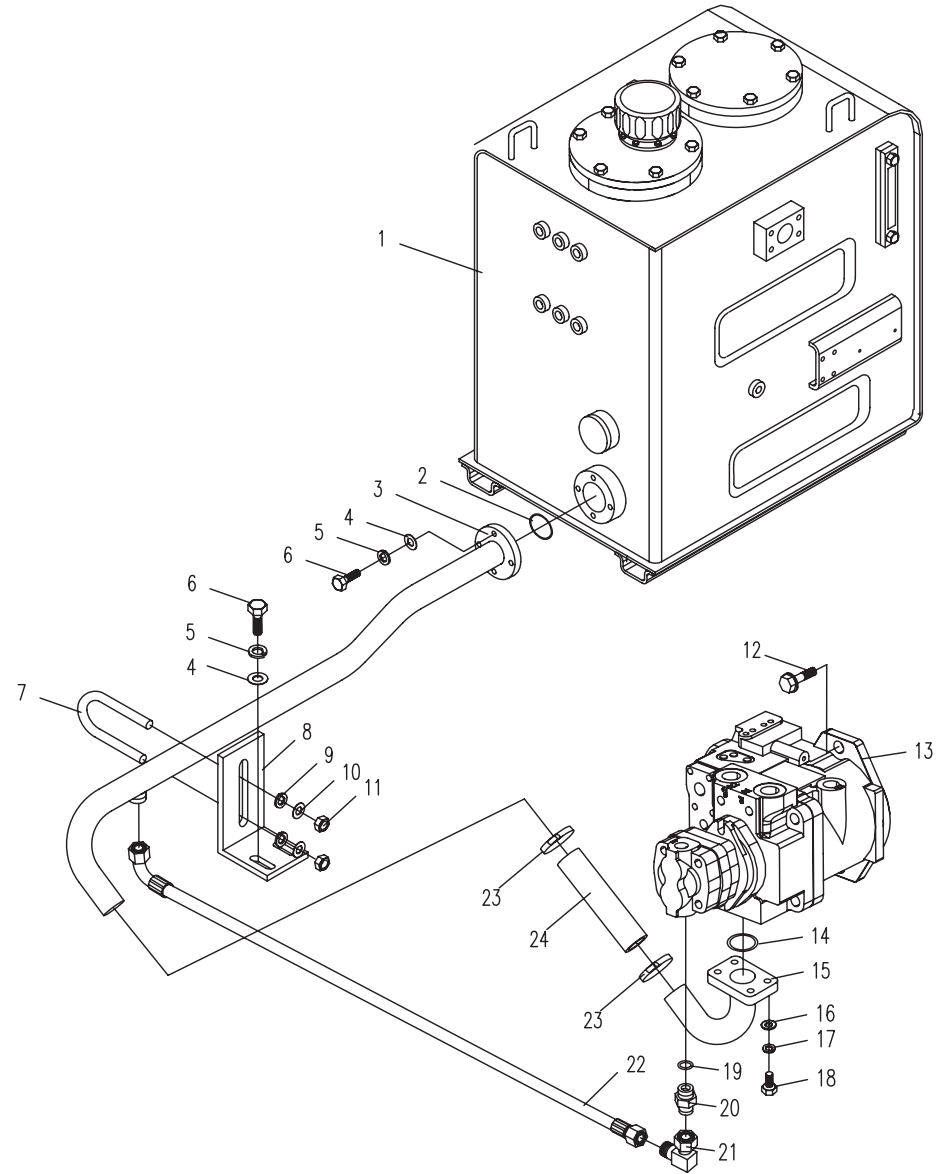
05.2.1 主液压系统-主泵 (适用860K11机型) MAIN HYDRAULIC SYSTEM-MAIN PUMP (APPLY TO 860K11 TYPE)



05.2.2 主液压系统-主泵 (适用860K12机型) MAIN HYDRAULIC SYSTEM-MAIN PUMP (APPLY TO 860K12 TYPE)

序号 No.	数量 Quantity	代号 Code	名称 Description		备注 Remark
1	1	860L-0505000	液压油箱	Oil tank assembly	展开见05.1.2
2	1	85×3.55 GB/T3452.1 NBR	O形橡胶密封圈	O seal ring	
3	1	860K-0511000	泵吸油钢管总成	Steel pipe assembly	
4	6	10 GB/T97.1	平垫圈	Washer	Zn. D
5	6	10 GB/T 93	弹簧垫圈	Spring washer	Zn. D
6	6	M10×30 GB/T5783	六角头螺栓	Bolt	8. 8-Zn. D
7	1	858-0500022	管夹	Pipe clamp	
8	1	860L-0500006	管夹座	Pipe clamp seat	
9	2	8 GB/T 97.1	平垫圈	Washer	Zn. D
10	2	8 GB/T 93	弹簧垫圈	Spring washer	Zn. D
11	2	M8 GB/T6170	1型六角螺母	Nut	
12	2	M16×40 GB/T5783	六角头螺栓	Bolt	12. 9-达克罗
13	1	860C-0525000A	主泵	Main pump	
14	1	58×2.65 NBR-90 ISO	O形橡胶密封圈	O seal ring	
15	1	860L-0523000	泵主吸油口法兰	Main oil indraft flange	
16	4	12 GB/T97.1	平垫圈	Washer	Zn. D
17	4	12 GB/T 93	弹簧垫圈	Spring washer	Zn. D
18	4	M12×35 GB/T5783	六角头螺栓	Bolt	8. 8-Zn. D
19	1	23.7×3.5 NBR-90 ISO	O形橡胶密封圈	O seal ring	
20	1	860-8500001	直接头	Bolt joint	
21	1	810M-0500001	直角接头	Square joint	
22	1	860L-0524000	胶管总成	Hose assembly	
23	2	66 SAE J1508	喉箍	Hoop	
24	1	860L-0500005	输油胶管	Rubber tube	

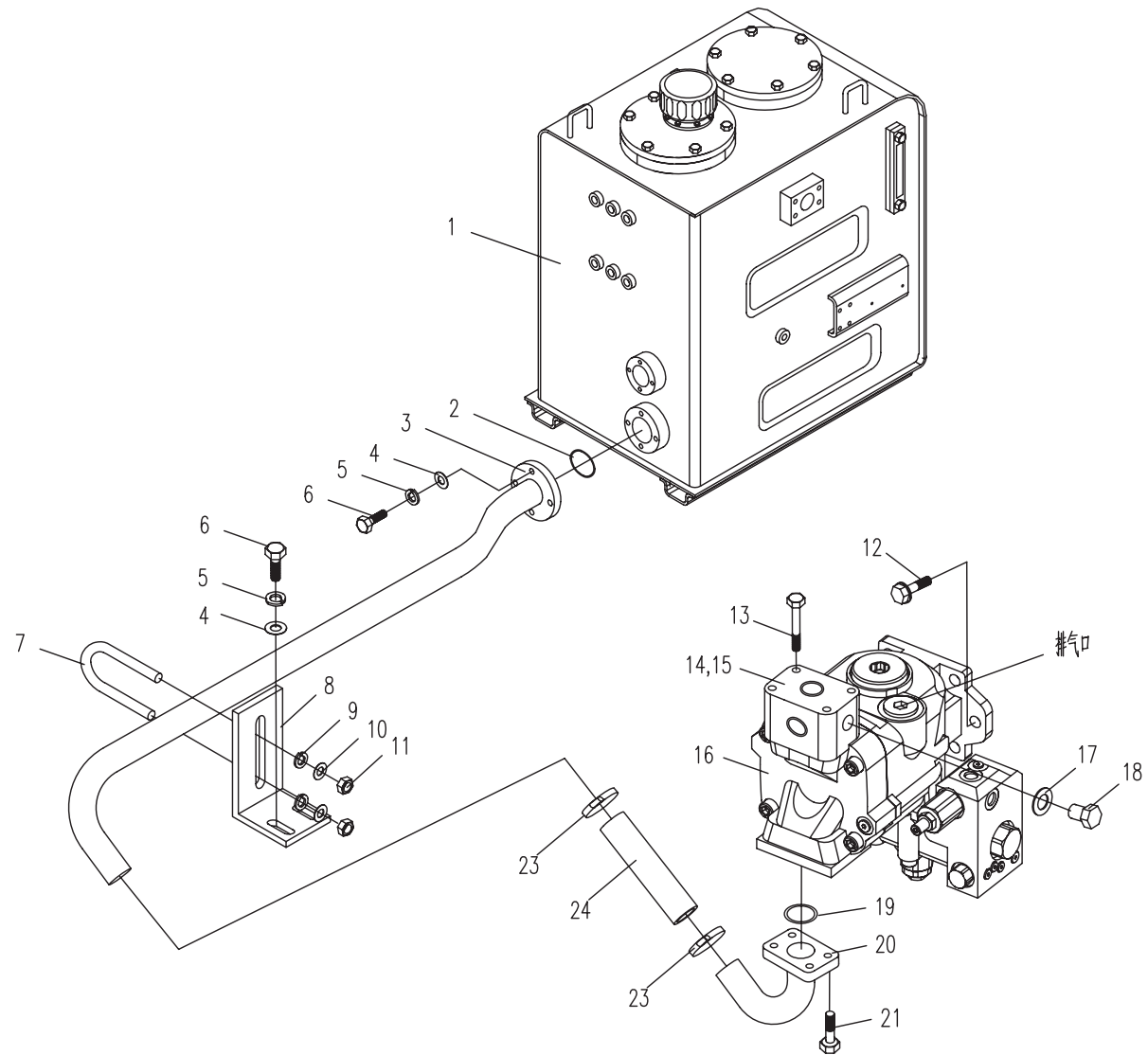
05.2.2 主液压系统-主泵 (适用860K12机型) MAIN HYDRAULIC SYSTEM-MAIN PUMP (APPLY TO 860K12 TYPE)



05.2.3 主液压系统-主泵 (适用860K13,860K14机型) MAIN HYDRAULIC SYSTEM-MAIN PUMP (APPLY TO 860K13,860K14 TYPE)

序号 No.	数量 Quantity	Code	名称 Description		备注 Remark
1	1	860K-0534000	液压油箱	Oil tank assembly	展开见05.1.2
2	1	85×3.55 GB/T3452.1 NBR	O形橡胶密封圈	O seal ring	
3	1	860K-0535000A	吸油钢管总成	Steel pipe assembly	
4	6	10 GB/T97.1	平垫圈	Washer	Zn. D
5	6	10 GB/T 93	弹簧垫圈	Spring washer	Zn. D
6	6	M10×30 GB/T5783	六角头螺栓	Bolt	8. 8-Zn. D
7	1	858-0500022	管夹	Pipe clamp	
8	1	860K-0500025	管支架	Pipe clamp bracket	
9	2	8 GB/T 97.1	平垫圈	Washer	Zn. D
10	2	8 GB/T 93	弹簧垫圈	Spring washer	Zn. D
11	2	M8 GB/T6170	1型六角螺母	Nut	
12	2	M16×35 GB/T 5783	六角头螺栓	Bolt	12. 9-达克罗
13	4	860K-0500005	螺栓	Bolt	
14	1	860K-0500004	分流块	Distributor block	
15	1	47.22×3.53 NBR-90 ISO	O形橡胶密封圈	O seal ring	
16	1	860H-0521000	主泵	Main pump	
17	1	10 BS/A 10.7×16×1.5 ISO	组合密封垫圈	Combinatory washer	
18	1	820-0500004	堵头	Screw plug	
19	1	58×2.65 NBR-90 ISO	O形橡胶密封圈	O seal ring	
20	1	860L-0523000	泵主吸油口法兰	Main oil indraft flange	
21	4	856B-0500019	螺栓	Bolt	
22	1	23.7×3.5 NBR-90 ISO	O形橡胶密封圈	O seal ring	
23	2	66 SAE J1508	喉箍	Hoop	
24	1	860L-0500005	输油胶管	Rubber tube	

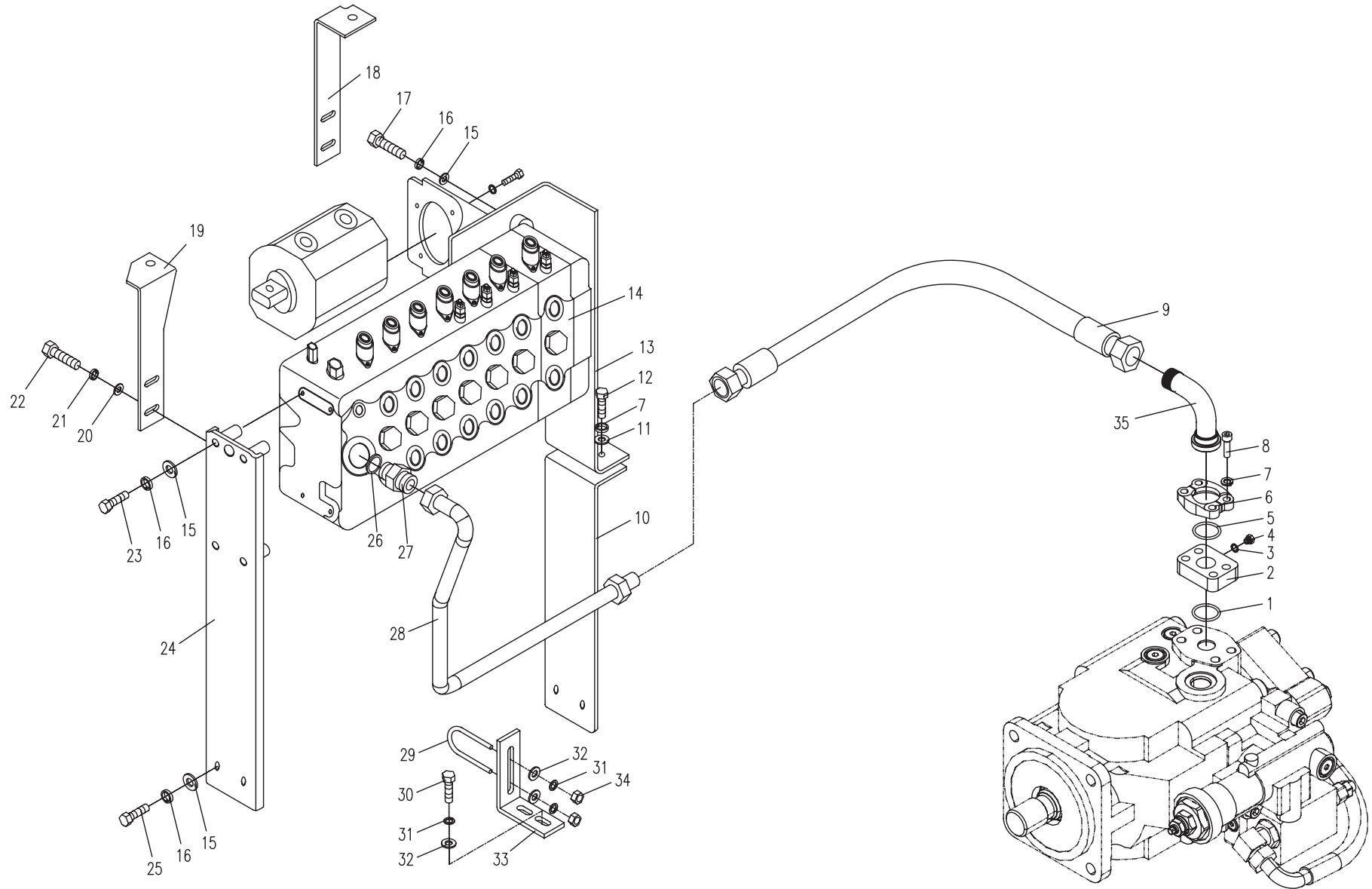
05.2.3 主液压系统-主泵 (适用860K13,860K14机型) MAIN HYDRAULIC SYSTEM-MAIN PUMP (APPLY TO 860K13,860K14 TYPE)



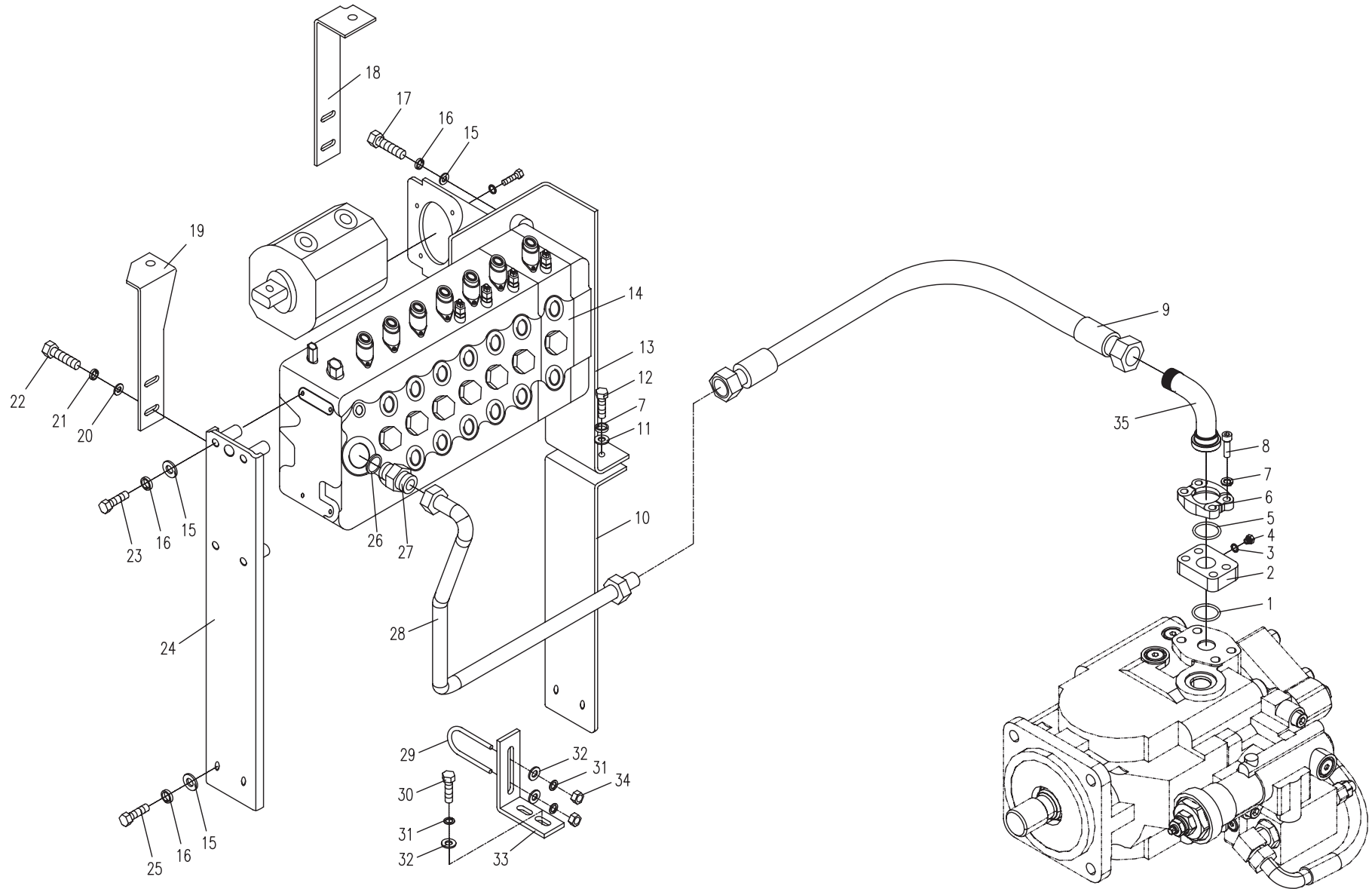
05.3.1 主液压系统-多路阀 (适用860K11机型) MAIN HYDRAULIC SYSTEM-MULTICHANNEL CONVERSION VALVE (APPLY TO 860K11 TYPE)

序号 No.	数量 Quantity	代号 Code	名称 Description		备注 Remark
1	1	28.7x3.5 NBR-90 ISO	O形橡胶密封圈	O seal ring	
2	1	855-0500005A	带测压口法兰	Flange	
3	1	10 BS/A10.7×16×1.5 ISO	组合密封垫圈	Combinatory washer	
4	1	820-0500004	螺塞	Plug	
5	1	24.99×3.53 NBR-90 ISO	O形橡胶密封圈	O seal ring	
6	1	855-0529000	法兰组件	Flange assembly	
7	8	10 GB/T 93	弹簧垫圈	Spring washer	Zn.D
8	4	M10×35 GB/T70.1	内六角圆柱头螺钉	Bolt	10.9-达克罗
9	1	860J-0564000	胶管总成	Hose assembly	
10	1	860A-0500030	弯板	Bracket	
11	4	10 GB/T 97.1	平垫圈	Washer	Zn.D
12	4	M10×25 GB/T 5783	六角头螺栓	Bolt	8.8-Zn.D
13	1	860A-0523000A	右支架	Bracket-RH	
14	1	860A-0501000	多路阀	Valve	
15	13	12 GB/T97.1	平垫圈	Washer	Zn.D
16	13	12 GB/T 93	弹簧垫圈	Spring washer	Zn.D
17	13	M12×35 GB/T5783	六角头螺栓	Bolt	8.8-Zn.D
18	1	860L-0517000	右罩框支架	Bracket	
19		860L-0518000	左罩框支架	Bracket	
20	4	6 GB/T 97.1	平垫圈	Washer	Zn.D
21	4	6 GB/T 93	弹簧垫圈	Spring washer	Zn.D
22	4	M6×16 GB/T 5783	六角头螺栓	Bolt	8.8-Zn.D
23	4	M12×80 GB/T5782	六角头螺栓	Bolt	8.8-Zn.D
24	1	860A-0519000	左支架	Bracket-LH	
25	4	M12×40 GB/T 5783	六角头螺栓	Bolt	10.9-达克罗
26	1	22.1×3.5 NBR-90 ISO	O形橡胶密封圈	O seal ring	
27	1	860A-0500037	直接头	Bolt joint	
28	1	860K-0523000	高压进油钢管	Steel tube	

05.3.1 主液压系统-多路阀 (适用860K11机型) MAIN HYDRAULIC SYSTEM-MULTICHANNEL CONVERSION VALVE (APPLY TO 860K11 TYPE)



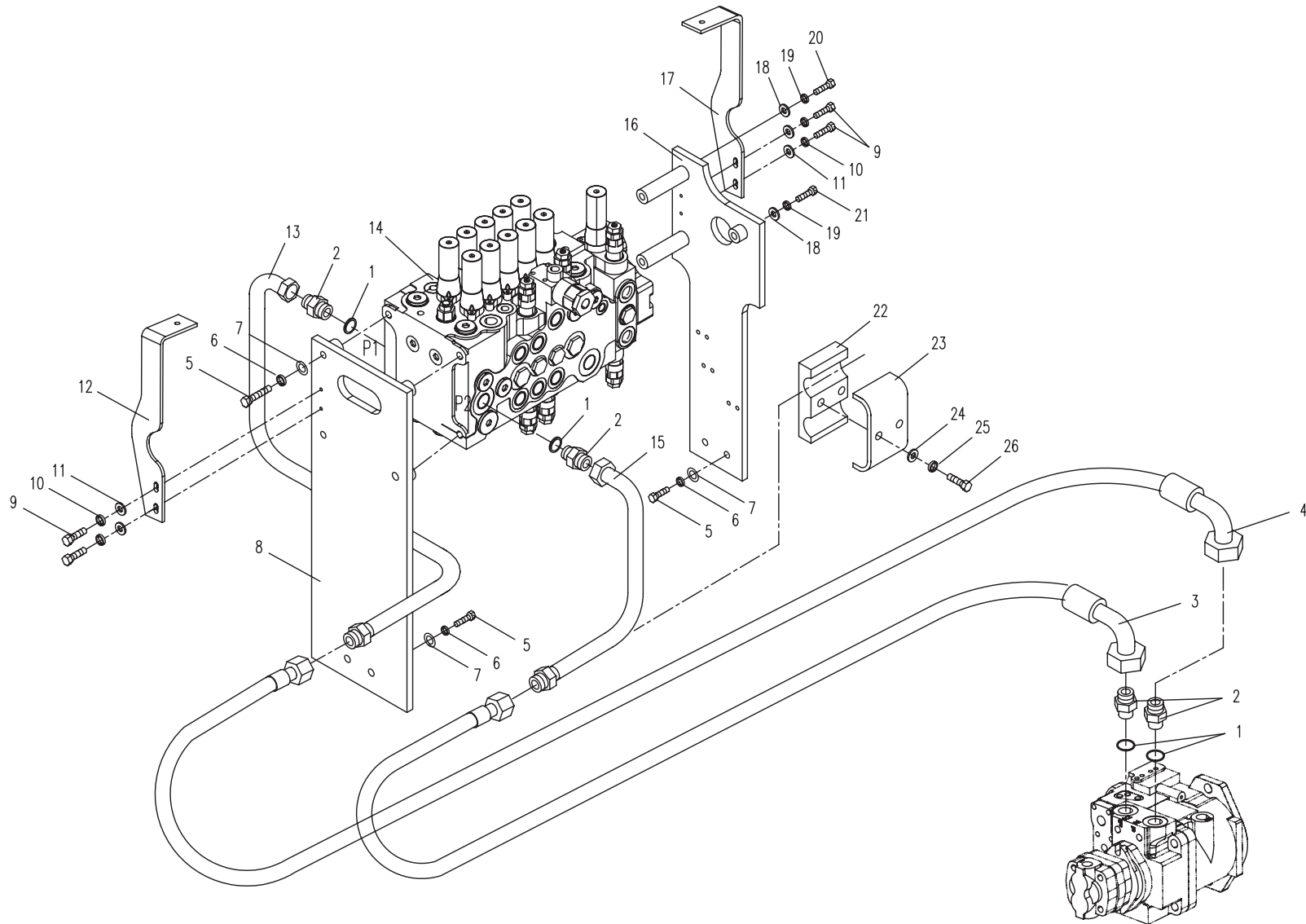
05.3.1 主液压系统-多路阀 (适用860K11机型) MAIN HYDRAULIC SYSTEM-MULTICHANNEL CONVERSION VALVE (APPLY TO 860K11 TYPE)



05.3.2 主液压系统-多路阀(适用860K12机型) MAIN HYDRAULIC SYSTEM-MULTICHANNEL CONVERSION VALVE (APPLY TO 860K12 TYPE)

序号 No.	数量 Quantity	代号 Code	名称 Description		备注 Remark
1	4	23.7×3.5 NBR-90 ISO	O形橡胶密封圈	O seal ring	
2	4	870-0500021	直接头	Bolt joint	
3	1	860L-0525000	胶管总成	Suppleness pipe	
4	1	860L-0526000	胶管总成	Suppleness pipe	
5	8	M12×50 GB/T5783	六角头螺栓	Bolt	8.8-Zn.D
6	8	12 GB/T93	弹簧垫圈	Spring washer	Zn.D
7	8	12 GB/T97.1	垫圈	Washer	Zn.D
8	1	860C-0519000	左支架	Left nog	
9	4	M8×20 GB/T5783	六角头螺栓	Bolt	8.8-Zn.D
10	4	8 GB/T93	弹簧垫圈	Spring washer	Zn.D
11	4	8 GB/T97.1	垫圈	Washer	Zn.D
12	1	860K-0514000	左罩框支架	Left bracket	
13	1	860L-0519000	P1口钢管总成	P1 steel pipe	
14	1	860C-0524000	多路阀	Multi-change valve	
15	1	860L-0521000	P2口钢管总成	P2 steel pipe	
16	1	860C-0523000A	右支架	Right nog	
17	1	860K-0515000	右罩框支架	Right bracket	
18	3	10 GB/T97.1	垫圈	Washer	Zn.D
19	3	10 GB/T93	弹簧垫圈	Spring washer	Zn.D
20	2	M10×125 GB/T5783	六角头螺栓	Bolt	8.8-Zn.D
21	1	M10×50 GB/T5783	六角头螺栓	Bolt	8.8-Zn.D
22	1	860L-0500011	管夹座	Clamp base	
23	1	860L-0500012	钢管夹	Pipe clamp	
24	2	10 GB/T97.1	垫圈	Washer	Zn.D
25	2	10 GB/T93	弹簧垫圈	Spring washer	Zn.D
26	2	M10×40 GB/T5783	六角头螺栓	Bolt	8.8-Zn.D

05.3.2 主液压系统-多路阀(适用860K12机型) MAIN HYDRAULIC SYSTEM-MULTICHANNEL CONVERSION VALVE (APPLY TO 860K12 TYPE)



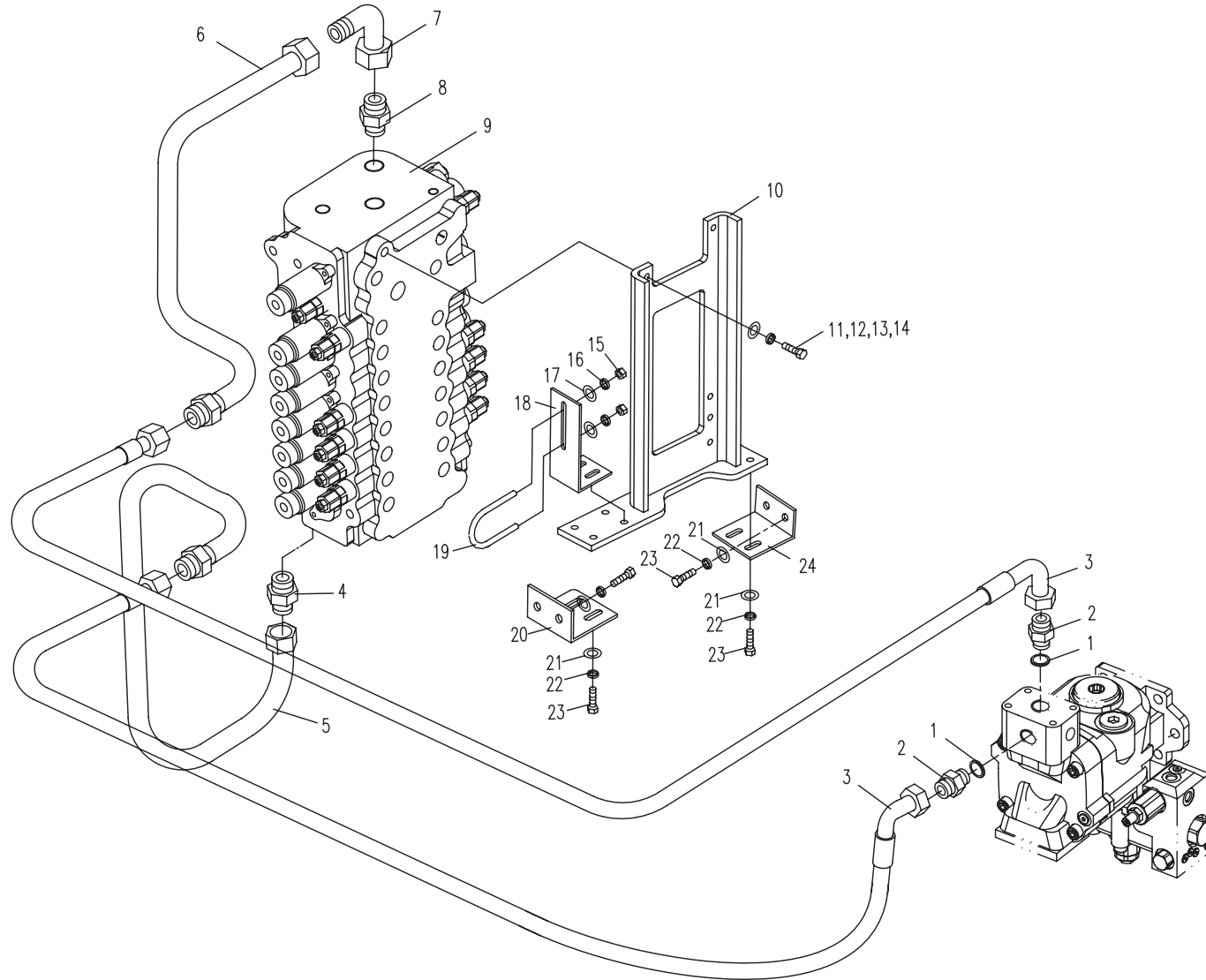
05.3.3 主液压系统-多路阀(适用860K13,860K14机型)

MAIN HYDRAULIC SYSTEM-MULTI CHANNEL CONVERSION VALVE (APPLY TO 860K13,860K14 TYPE)

序号 No.	数量 Quantity	代号 Code	名称 Description		备注 Remark
1	4	33BS/A 33.7×42×2 ISO	O形橡胶密封圈	O seal ring	
2	4	860K-0500019	直接头	Bolt joint	
3	1	860A-0517000A	胶管总成	Suppleness pipe	
4	1	860K-0500019	直接头	Bolt joint	
5	1	860K-0526000B	钢管总成	Steel pipe	
6	1	860K-0525000A	钢管总成	Steel pipe	
7	1	860K-0500026	直角接头	Square joint	
8	1	860K-0500019	直接头	Bolt joint	
9	1	860H-0522000	多路阀	Multi-change valve	
10	1	860K-0533000B	多路阀支架	Bracket	
11	4	M10×45 GB/T 5783	六角头螺栓	Bolt	8.8-Zn.D
12	4	10 GB/T93	弹簧垫圈	Spring washer	Zn.D
13	4	10 GB/T97.1	垫圈	Washer	Zn.D
14	4	M10 GB/T6170	1型六角螺母	Nut	
15	4	M6 GB/T6170	1型六角螺母	Nut	
16	4	6 GB/T93	弹簧垫圈	Spring washer	Zn.D
17	4	6 GB/T97.1	垫圈	Washer	Zn.D
18	1	860K-0500022	管支架	Bracket	
19	1	853-0500004	管夹	Pipe clamp	
20	1	860K-0500018A	多路阀安装右板	Right mounting plate	
21	8	M12×45 GB/T 5783	六角头螺栓	Bolt	8.8-Zn.D
22	8	12 GB/T93	弹簧垫圈	Spring washer	Zn.D
23	8	12 GB/T97.1	垫圈	Washer	Zn.D
24	1	860K-0500017A	多路阀安装左板	Left mounting plate	

05.3.3 主液压系统-多路阀(适用860K13,860K14机型)

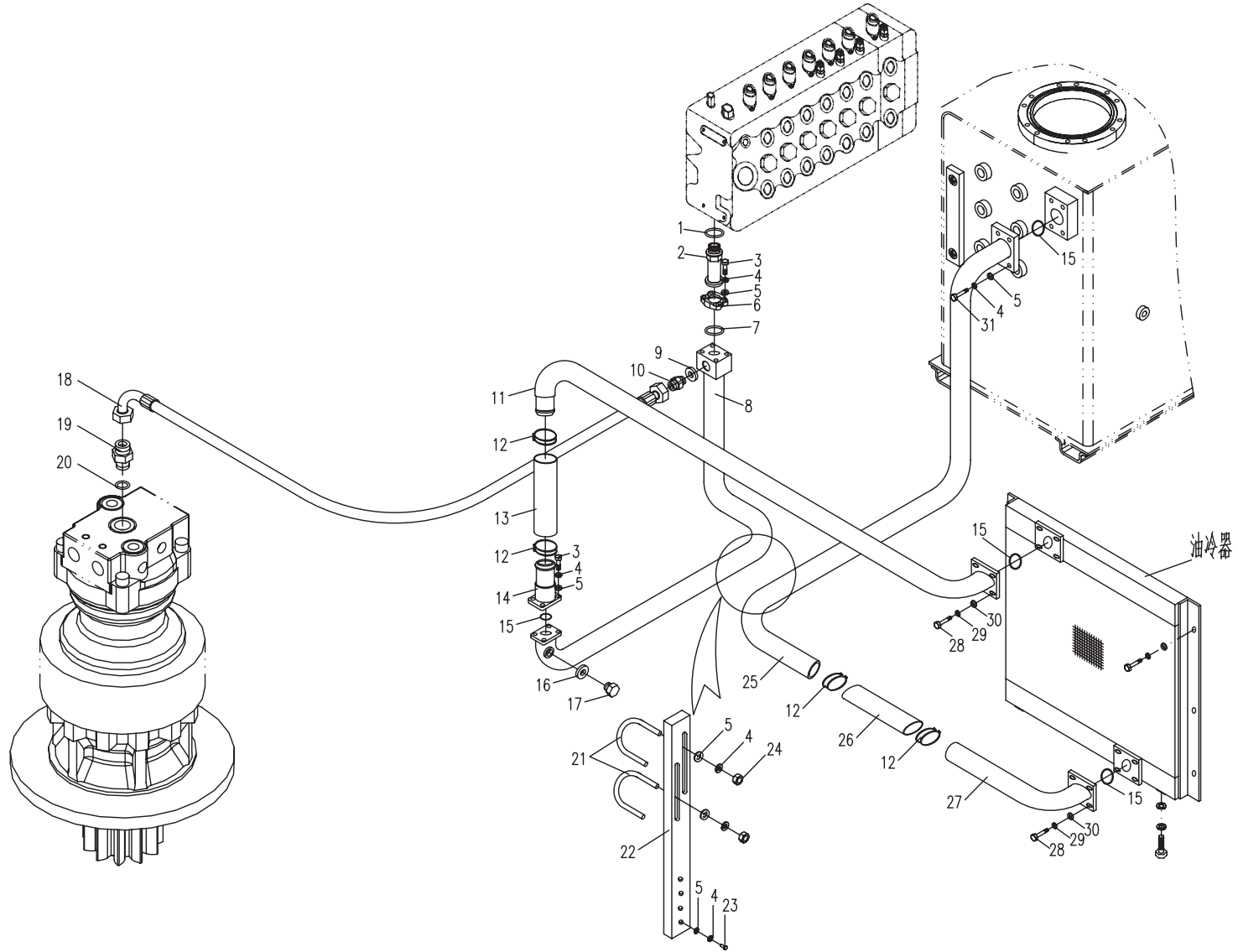
MAIN HYDRAULIC SYSTEM-MULTI CHANNEL CONVERSION VALVE (APPLY TO 860K13,860K14 TYPE)



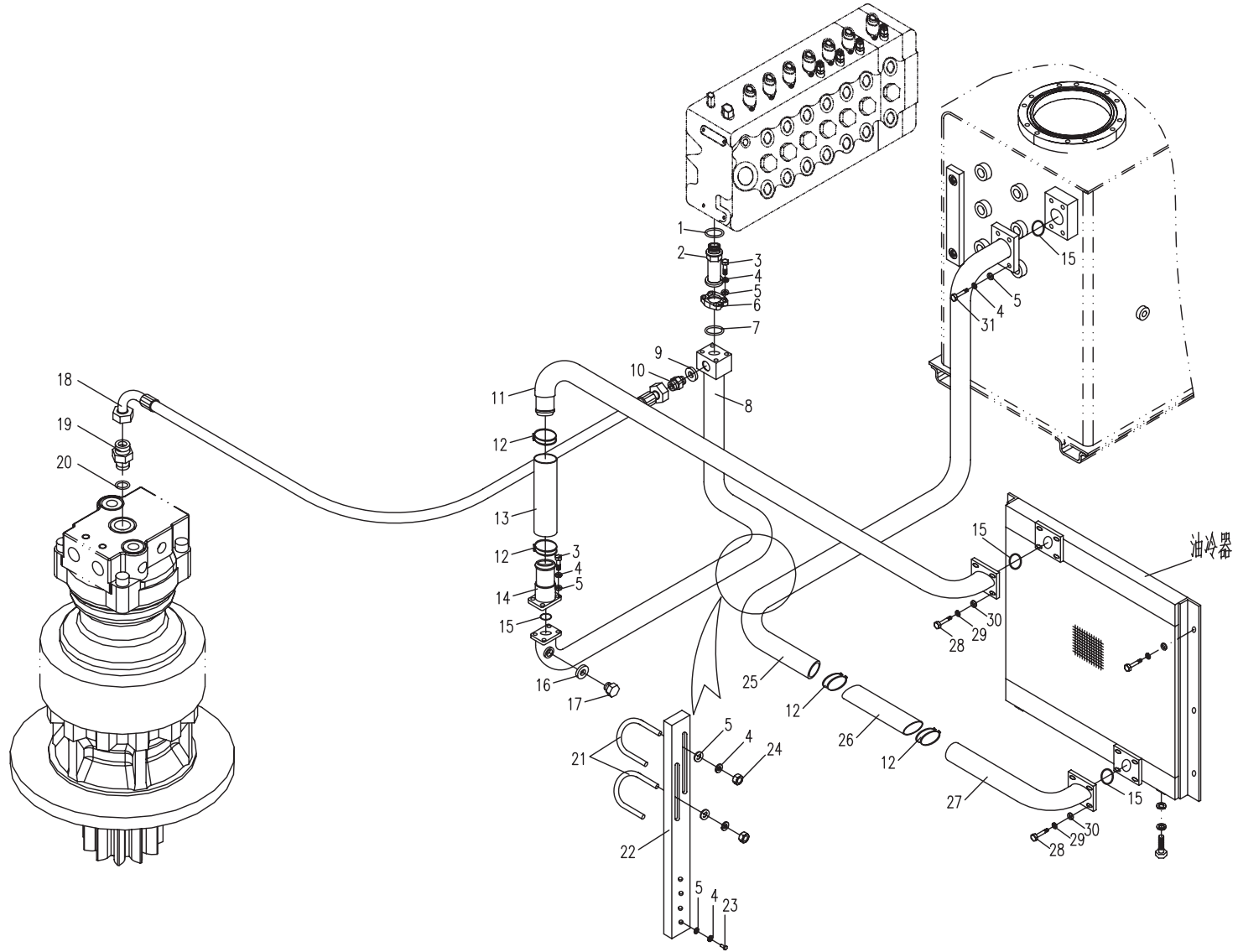
05.4.1 主液压系统-回油 (适用860K11机型) MAIN HYDRAULIC SYSTEM-HYDRAULIC OIL RETURN (APPLY TO 860K11 TYPE)

序号 No.	数量 Quantity	代号 Code	名称 Description		备注 Remark
1	1	28.7×3.5 NBR-90 ISO	O形橡胶密封圈	O seal ring	
2	1	860A-0500018	直接头	Bolt joint	
3	8	M8×35 GB/T 5783	六角头螺栓	Bolt	8.8-Zn.D
4	18	8 GB/T 93	弹簧垫圈	Spring washer	Zn.D
5	18	8 GB/T 97.1	平垫圈	Washer	Zn.D
6	1	860A-0500019	法兰压板	Flange assembly	
7	1	30×2.65 NBR-90 ISO	O形橡胶密封圈	O seal ring	
8	1	860K-0518000	回油钢管	Steel tube assembly	
9	1	22 BS/A22.7×30×2 ISO	组合密封垫圈	Combinatory washer	
10	1	860A-9540006	直接头	Bolt joint	
11	1	860K-0519000	回油钢管	Steel tube assembly	
12	4	48 SAE J1508	喉箍	Hoop	
13	1	870-0500002	输油胶管	Rubber pipe	
14	1	860A-0574000A	背压阀	Back-pressure valve	
15	4	46.2×3.55 GB/T3452.1 NBR-90	O形橡胶密封圈	O seal ring	
16	1	10 BS/A10.7×16×1.5 ISO	组合密封垫圈	Combinatory washer	
17	1	820-0500004	螺塞	Screw plug	
18	1	860A-8502000	胶管总成	Hose assembly	
19	1	860-8500001	直接头	Bolt joint	
20	1	22.1×3.5 NBR-90 ISO	O形橡胶密封圈	O seal ring	
21	2	860A-0500021A	管夹	Hoop	
22	1	860A-0500022B	支板	Bracket	
23	2	M8×40 GB/T 5783	六角头螺栓	Bolt	8.8-Zn.D
24	4	M8 GB/T 6170	1型六角螺母	Nut	8-Zn.D
25	1	860K-0517000	回油钢管	Steel tube assembly	
26	1	860K-0500002	输油胶管	Rubber pipe	
27	1	860K-0521000	回油钢管	Steel tube assembly	
28	8	M12x30 GB/T 5783	六角头螺栓	Bolt	8.8-Zn.D

05.4.1 主液压系统-回油 (适用860K11机型) MAIN HYDRAULIC SYSTEM-HYDRAULIC OIL RETURN (APPLY TO 860K11 TYPE)



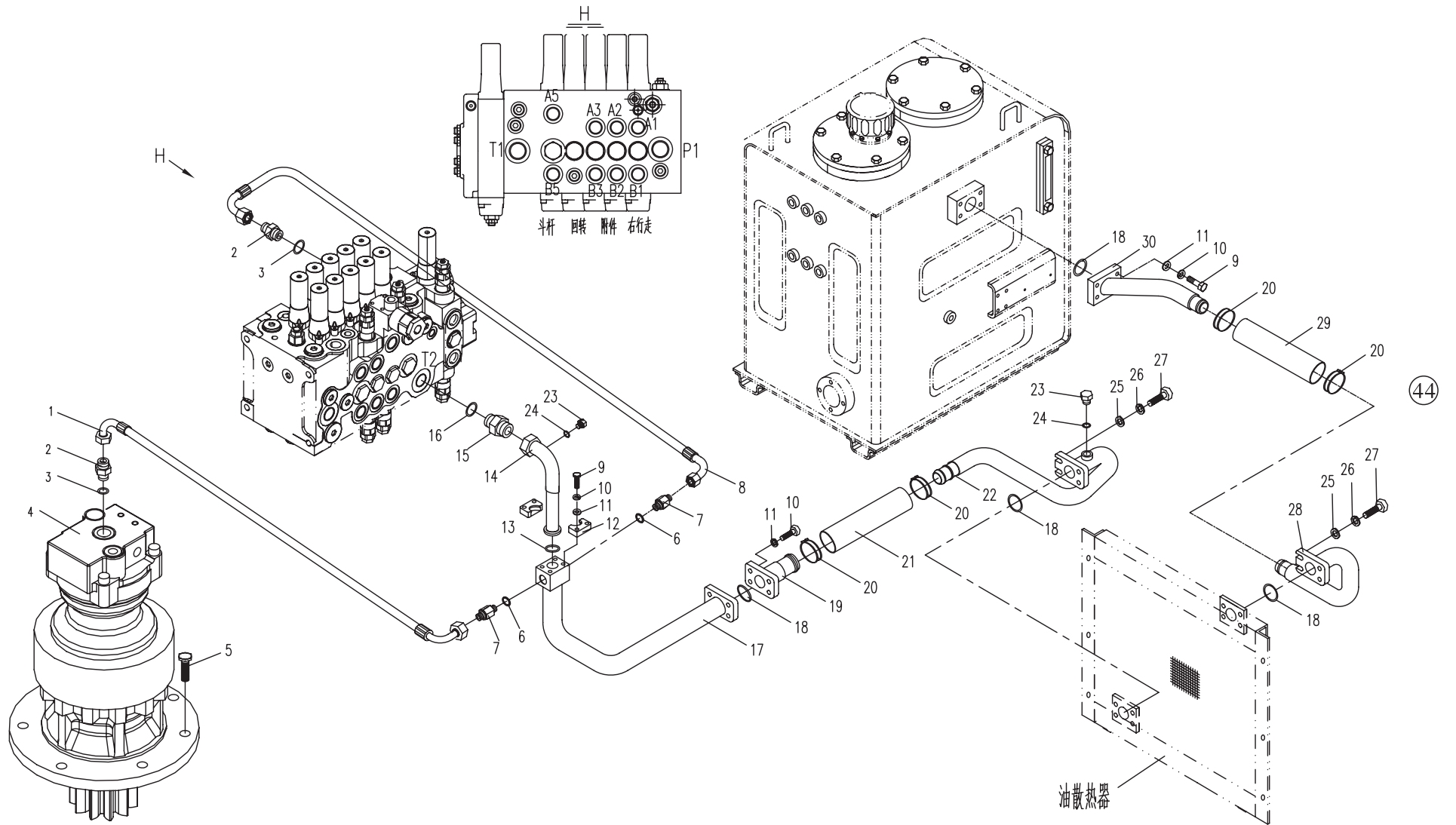
05.4.1 主液压系统-回油 (适用860K11机型) MAIN HYDRAULIC SYSTEM-HYDRAULIC OIL RETURN (APPLY TO 860K11 TYPE)



05.4.2 主液压系统-回油 (适用860K12机型) MAIN HYDRAULIC SYSTEM-HYDRAULIC OIL RETURN (APPLY TO 860K12 TYPE)

序号 No.	数量 Quantity	代号 Code	名称 Description		备注 Remark
1	1	860L-0529000	胶管总成	Rubber pipe assembly	
2	1	860-8500001	直接头	Boltt jiont	
3	1	23.7×3.5 NBR-90 ISO	O形橡胶密封圈	O seal ring	
4	1	860C-0501000	回转减速机	Swing motor	
5	8	M16×50 GB/T 5783	六角头螺栓	Bolt	12.9-达克罗
6	2	27 BS/A 27.7×36×2 ISO	组合密封垫圈	Combination washer	
7	2	870-0500007	直接头	Bolt jiont	
8	1	860L-0527000	胶管总成	Rubber pipe assembly	
9	4	M8x35 GB/T5783	六角头螺栓	Bolt	8.8-Zn.D
10	4	8 GB/T93	弹簧垫圈	Spring washer	Zn.D
11	4	8 GB/T 97.1	平垫圈	Washer	Zn.D
12	1	860A-0500019	法兰压板	Flange	
13	1	28.24x2.65 NBR-90 ISO	O形橡胶密封圈	O seal ring	
14	1	860L-0528000A	T2口钢管总成	Steel tube assembly	
15	1	855-0500006	直接头	Bolt jiont	
16	1	28.7x3.5 NBR-90 ISO	O形橡胶密封圈	O seal ring	
17	1	860L-0537000A	回油钢管	Return-steel pipe	
18	4	46.2x3.55 NBR-90 ISO	O形橡胶密封圈	O seal ring	
19	1	860A-0574000A	背压阀	Back-pressure valve	
20	4	48 SAE J1508	喉箍	Hoop	Zn.D
21	1	860K-0500003	输油胶管	Vloth-fixing rubber pipe	
22	1	860K-0541000A	回油钢管	Return-steel pipe	
23	2	820-0500004	螺塞	Screw plug	
24	2	10 BS/A10.7x16x1.5 ISO	组合密封垫圈	Combination washer	
25	4	12 GB/T 97.1	平垫圈	Washer	Zn.D
26	4	12 GB/T93	弹簧垫圈	Spring washer	Zn.D
27	4	M12x35 GB/T5783	六角头螺栓	Bolt	8.8-Zn.D
28	1	860K-0516000	回油钢管	Return-steel pipe	
29	1	870-0500002	输油胶管	Vloth-fixing rubber pipe	
30	1	860K-0542000	回油钢管	Return-steel pipe	

05.4.2 主液压系统-回油 (适用860K12机型) MAIN HYDRAULIC SYSTEM-HYDRAULIC OIL RETURN (APPLY TO 860K12 TYPE)

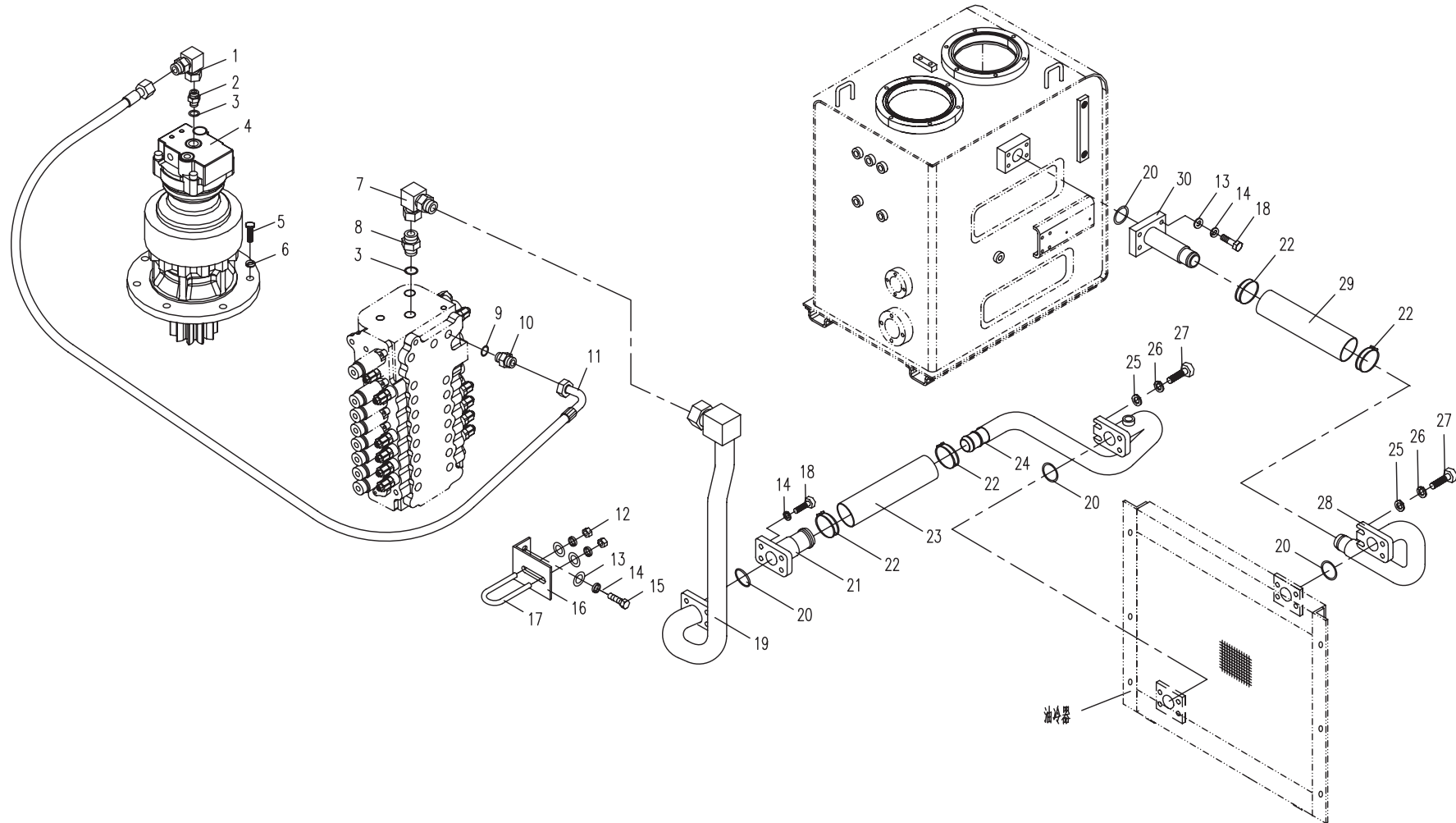


05.4.3 主液压系统-回油 (适用860K13, 860K14机型) MAIN HYDRAULIC SYSTEM-HYDRAULIC OIL RETURN (APPLY TO 860K13, 860K14 TYPE)

序号 No.	数量 Quantity	代号 Code	名称 Description		备注 Remark
1	1	810M-0500001	直角接头	Square joint	
2	1	860-8500001	直接头	Boltt jiont	
3	2	23.7×3.5 NBR-90 ISO	O形橡胶密封圈	O seal ring	
4	1	860C-0501000	回转减速机	Swing motor	适用860K13
	1	860K-0537000	回转减速机	Swing motor	适用860K14
5	8	M16×50 GB/T 5783	六角头螺栓	Bolt	12. 9-达克罗
6	8	16 GB/T93	弹簧垫圈	Spring washer	Zn.D
7	1	860K-0500027	直角接头	Square joint	
8	1	855-0500006	直接头	Boltt jiont	
9	1	19×2.65 NBR-90 GB/T3452.1	O形橡胶密封圈	O seal ring	
10	1	860K-0500021	直接头	Boltt jiont	
11	1	860K-0556000	胶管总成	Hose assembly	
12	2	M8 GB/T6170	1型六角螺母	Nut	8-Zn.D
13	4	8 GB/T 97.1	平垫圈	Washer	Zn. D
14	4	8 GB/T 93	弹簧垫圈	Spring washer	Zn.D
15	2	M8×20 GB/T5783	六角头螺栓	Bolt	8. 8-Zn. D
16	1	860K-0500023	管支架	Bracket	
17	1	853D-0500002	管夹	Pipe clamp	
18	4	M8×35 GB/T5783	六角头螺栓	Bolt	8.8-Zn.D
19	1	860K-0536000A	钢管总成	Steel tube assembly	
20	1	46.2×3.55 NBR-90 ISO	O形橡胶密封圈	O seal ring	
21	1	860A-0574000A	背压阀	Back-pressure valve	
22	4	48 SAE J1508	喉箍	Hoop	Zn.D
23	1	853D-0500022	输油胶管	Vloth-fixing rubber pipe	
24	1	860K-0528000A	回油钢管	Return-steel pipe	
25	4	12 GB/T 97.1	平垫圈	Washer	Zn. D
26	4	12 GB/T93	弹簧垫圈	Spring washer	Zn.D
27	4	M12×35 GB/T5783	六角头螺栓	Bolt	8. 8-Zn. D

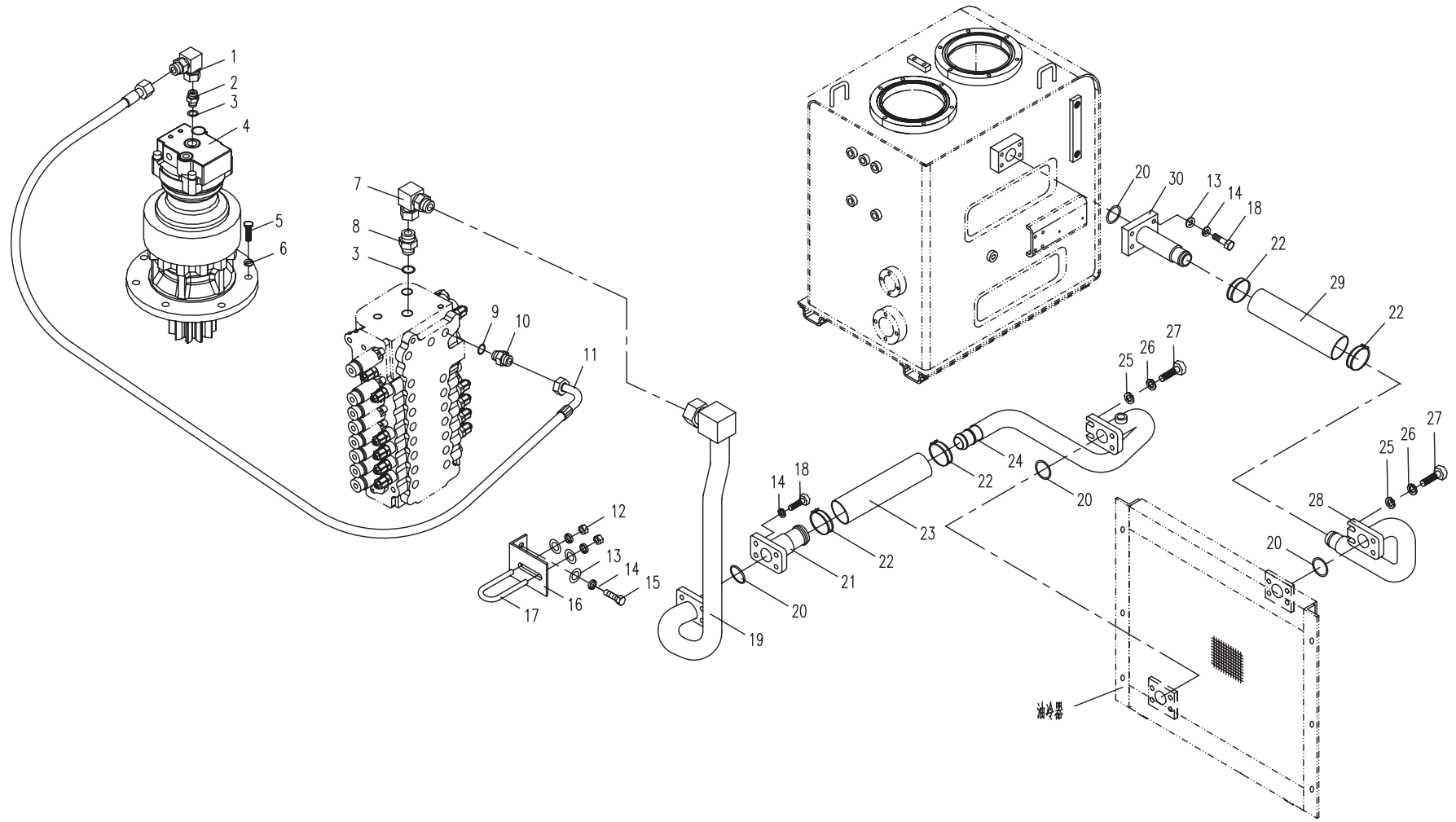
05.4.3 主液压系统-回油 (适用860K13, 860K14机型)

MAIN HYDRAULIC SYSTEM-HYDRAULIC OIL RETURN (APPLY TO 860K13, 860K14 TYPE)



05.4.3 主液压系统-回油 (适用860K13, 860K14机型)

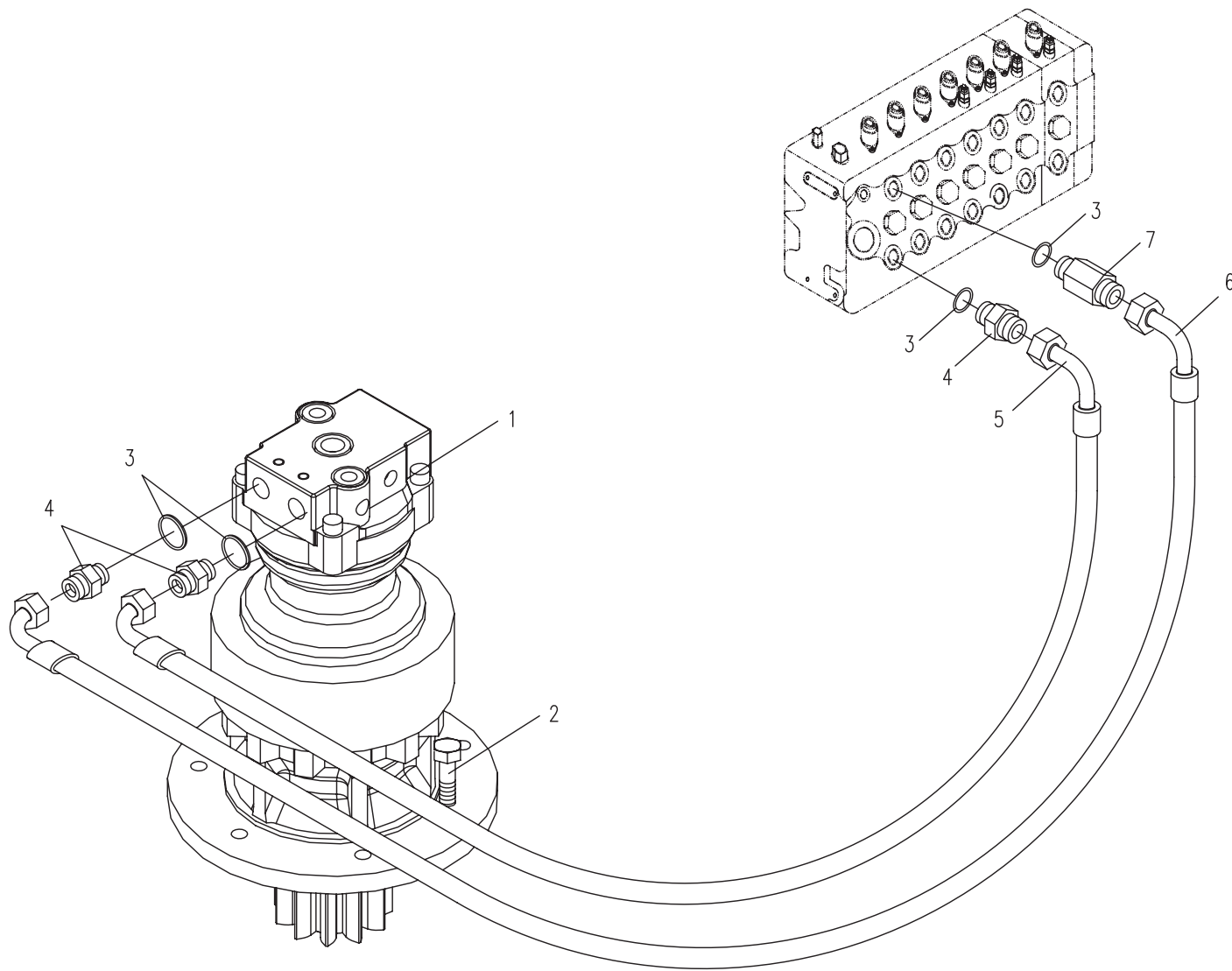
MAIN HYDRAULIC SYSTEM-HYDRAULIC OIL RETURN (APPLY TO 860K13, 860K14 TYPE)



05.5.1 主液压系统-回转减速机 (适用860K11机型) MAIN HYDRAULIC SYSTEM-SWING MOTOR (APPLY TO 860K11 TYPE)

序号 No.	数量 Quantity	代号 Code	名称 Description		备注 Remark
1	1	860-0506000	回转减速机	Swing motor	
2	8	M16×50 GB/T 5783	六角头螺栓	Bolt	12.9-达克罗
3	4	17.8×2.4 NBR-90 ISO	O形橡胶密封圈	O seal ring	
4	3	860A-0500002	直接头	Bolt joint	
5	1	860A-0552000	胶管总成	Hose assembly	
6	1	860A-0551000	胶管总成	Hose assembly	
7	1	860A-0500006	直接头	Bolt joint	

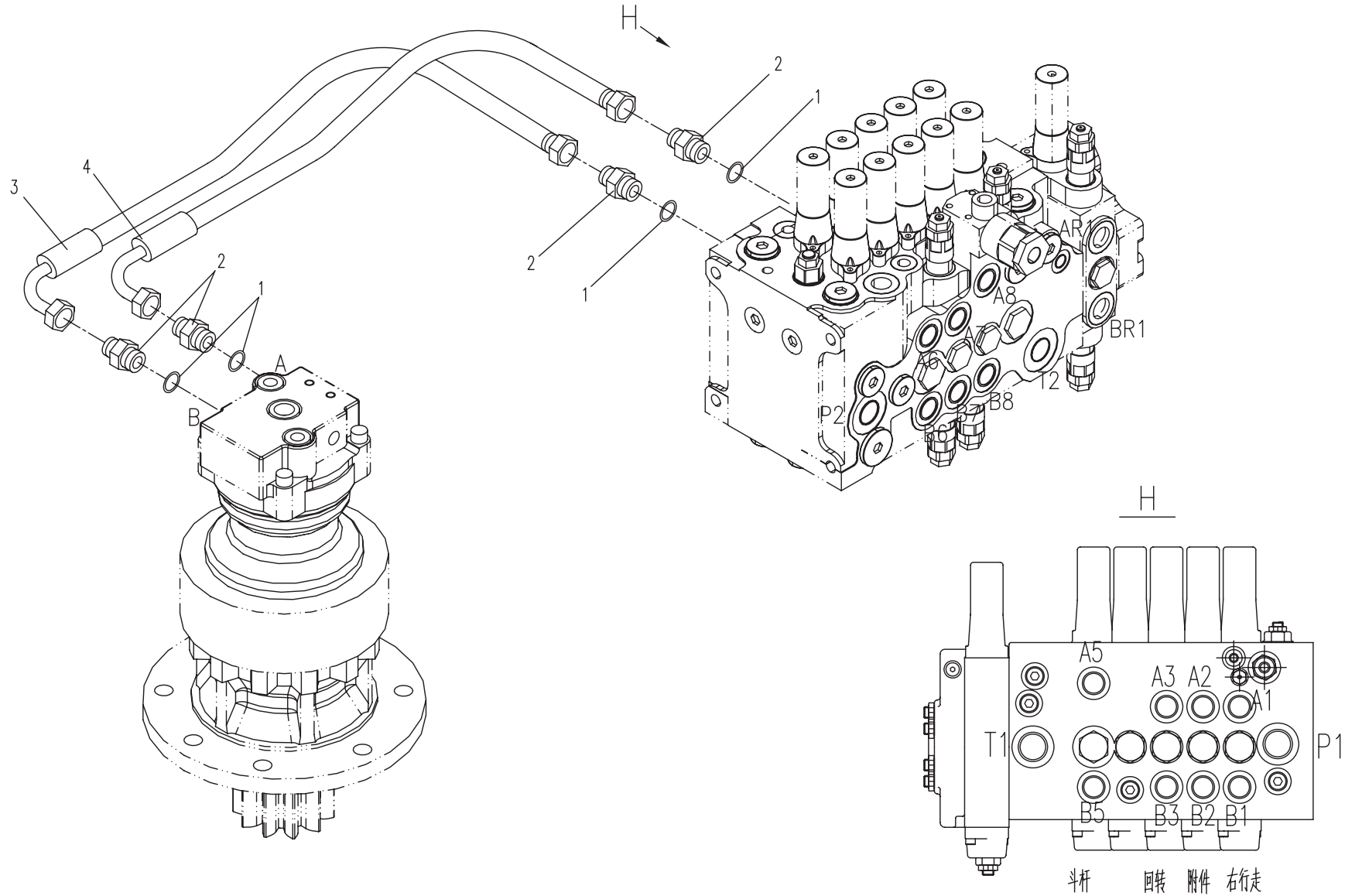
05.5.1 主液压系统-回转减速机 (适用860K11机型) MAIN HYDRAULIC SYSTEM-SWING MOTOR (APPLY TO 860K11 TYPE)



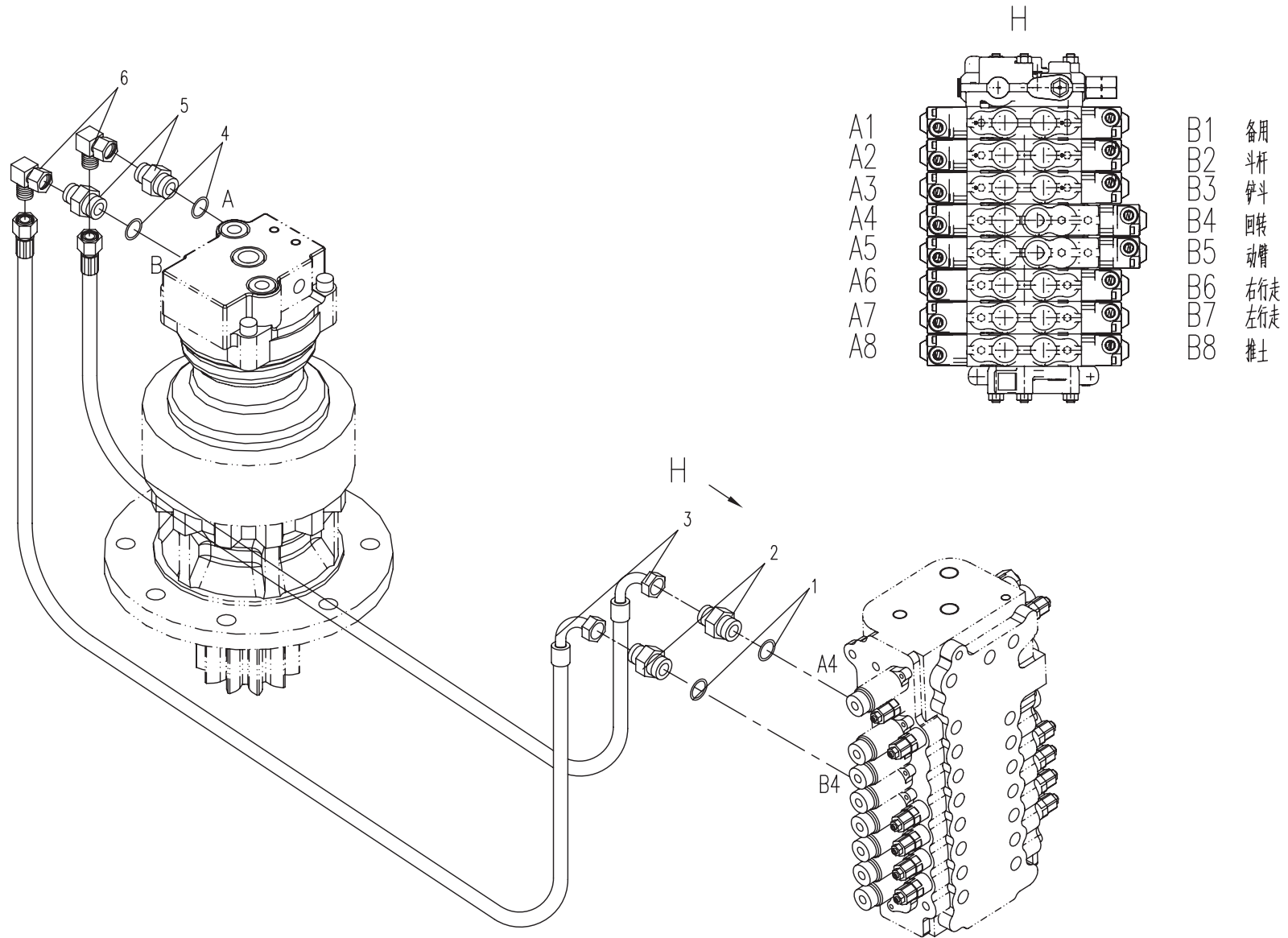
05.5.2 主液压系统-回转减速机 (适用860K12机型) MAIN HYDRAULIC SYSTEM-SWING MOTOR (APPLY TO 860K12 TYPE)

序号 No.	数 量 Quantity	Code	名 称 Description		备 注 Remark
1	4	17.8x2.4 NBR-90 ISO	O形橡胶密封圈	O seal ring	
2	4	860A-0500002	直接头	Bolt jiont	
3	1	860C-0531000	胶管总成	Rubber pipe assembly	
4	1	860C-0529000	胶管总成	Bolt jiont	

05.5.2 主液压系统-回转减速机 (适用860K12机型) MAIN HYDRAULIC SYSTEM-SWING MOTOR (APPLY TO 860K12 TYPE)



05.5.3 主液压系统-回转减速机 (适用860K13,860K14机型) MAIN HYDRAULIC SYSTEM-SWING MOTOR (APPLY TO 860K13,860K14 TYPE)

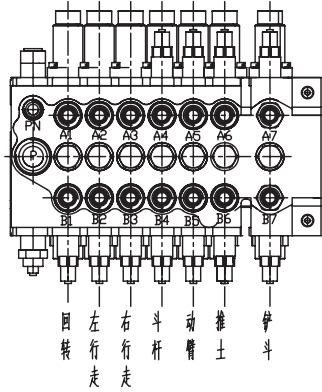


05.6.1 主液压系统-中央回转接头 (适用860K11机型) MAIN HYDRAULIC SYSTEM-CENTER SLEWING JIONT (APPLY TO 860K11 TYPE)

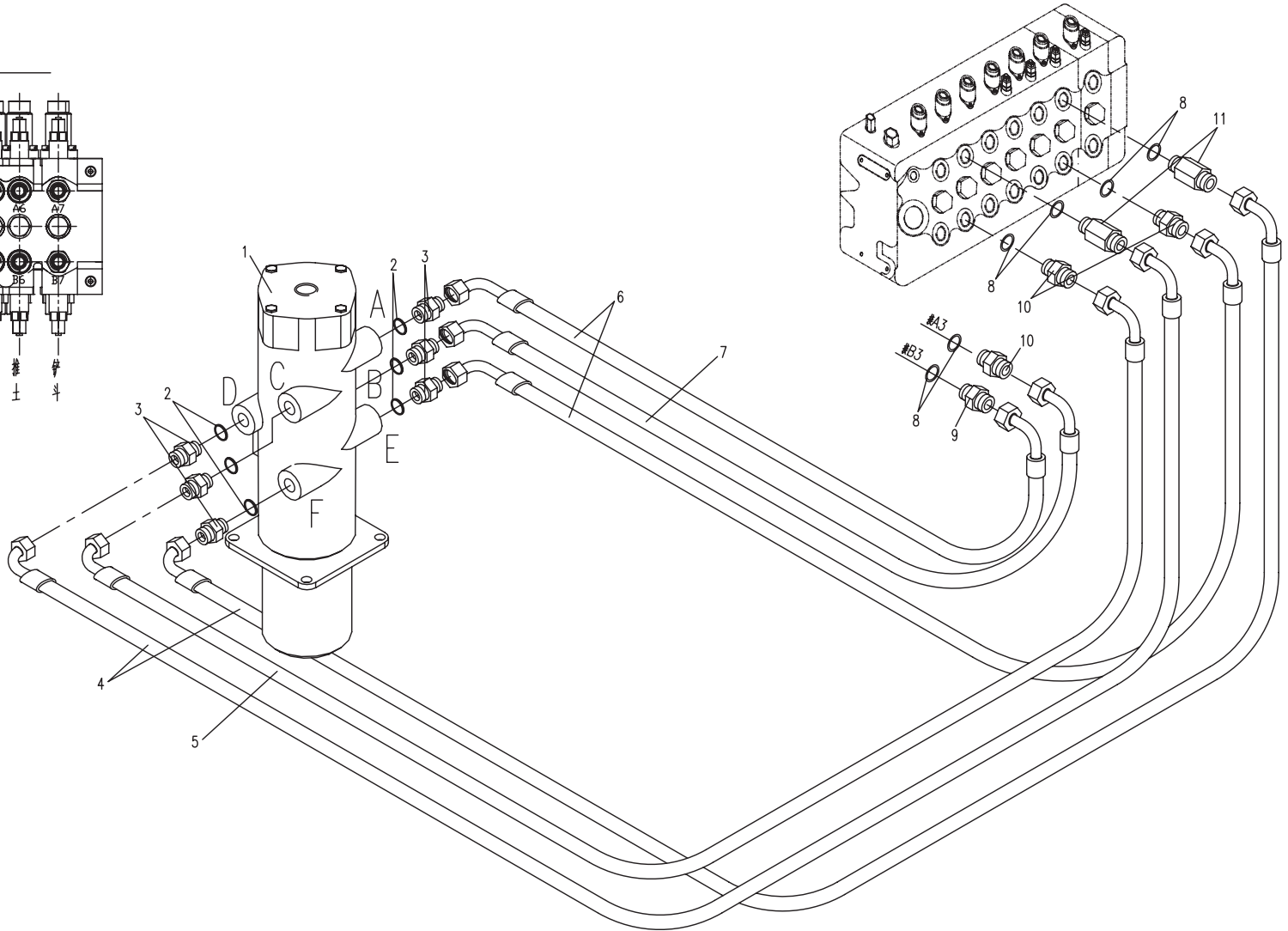
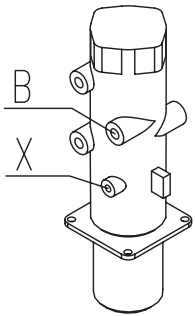
序号 No.	数量 Quantity	代号 Code	名称 Description		备注 Remark
1	1	860-0503000	中央回转头	Center slewing joint	展开见05.9.1
2	6	19×2.65NBR-90ISO	O型橡胶密封圈	O seal ring	
3	6	860A-7500001	直接头	Bolt joint	
4	2	860A-0553000	胶管总成	Hose assembly	
5	1	860A-0554000	胶管总成	Hose assembly	
6	2	860A-0558000	胶管总成	Hose assembly	
7	1	860A-0557000	胶管总成	Hose assembly	
8	6	17.8×2.4NBR-90ISO	O型橡胶密封圈	O seal ring	
9	1	860A-0500002	直接头	Bolt joint	
10	3	860A-0500006	直接头	Bolt joint	
11	2	860A-0500011	直接头	Bolt joint	

05.6.1 主液压系统-中央回转接头 (适用860K11机型) MAIN HYDRAULIC SYSTEM-CENTER SLEWING JIONT (APPLY TO 860K11 TYPE)

多路阀油口视图



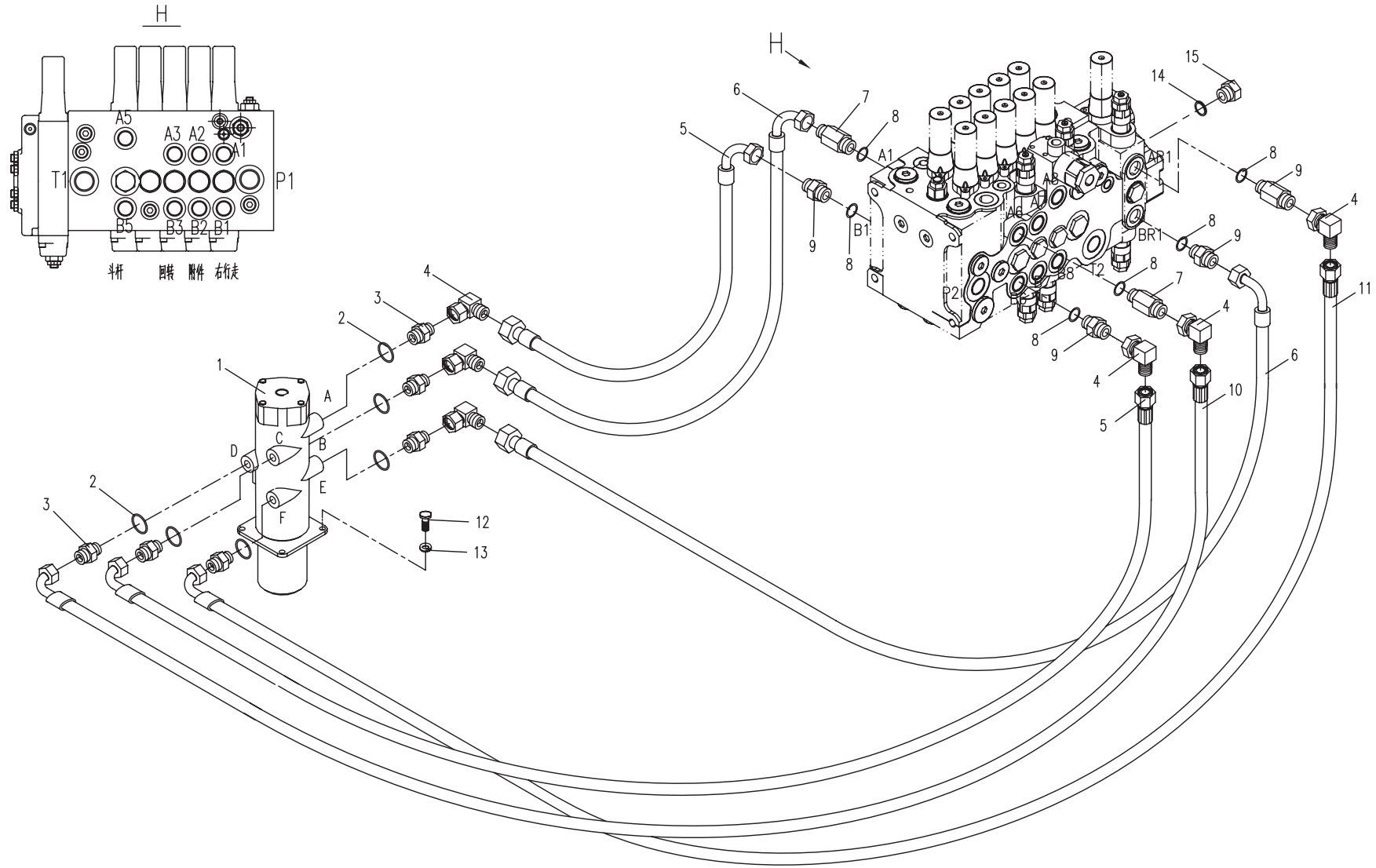
B, X油口



05.6.2 主液压系统-中央回转接头 (适用860K12机型) MAIN HYDRAULIC SYSTEM-CENTER JOINT (APPLY TO 860K12 TYPE)

序号 No.	数 量 Quantity	代 号 Code	名 称 Description		备 注 Remark
1	1	860-0503000	中央回转接头	Center joint	展开见05.9.1
2	6	19x2.65 NBR-90 ISO	O形橡胶密封圈	O seal ring	
3	6	860A-7500001	直接头	Bolt joint	
4	6	858-0500012	直角接头	Square joint	
5	2	860A-0556000	胶管总成	Hose assembly	
6	1	860L-0532000	胶管总成	Hose assembly	
7	2	860A-0500006	直接头	Bolt joint	
8	6	17.8x2.4 NBR-90 ISO	O形橡胶密封圈	O seal ring	
9	4	860A-0500002	直接头	Bolt joint	
10	1	860L-0534000	胶管总成	Hose assembly	
11	1	860L-0533000	胶管总成	Hose assembly	
12	4	M12x25 GB/T5783	六角头螺栓	Bolt joint	8.8-Zn. D
13	4	12 GB/T93	弹簧垫圈	Spring washer	Zn. D
14	1	13.8x2.4 NBR-90 ISO	O形橡胶密封圈	O seal ring	
15	1	860C-0500006	螺塞	Screw plug	

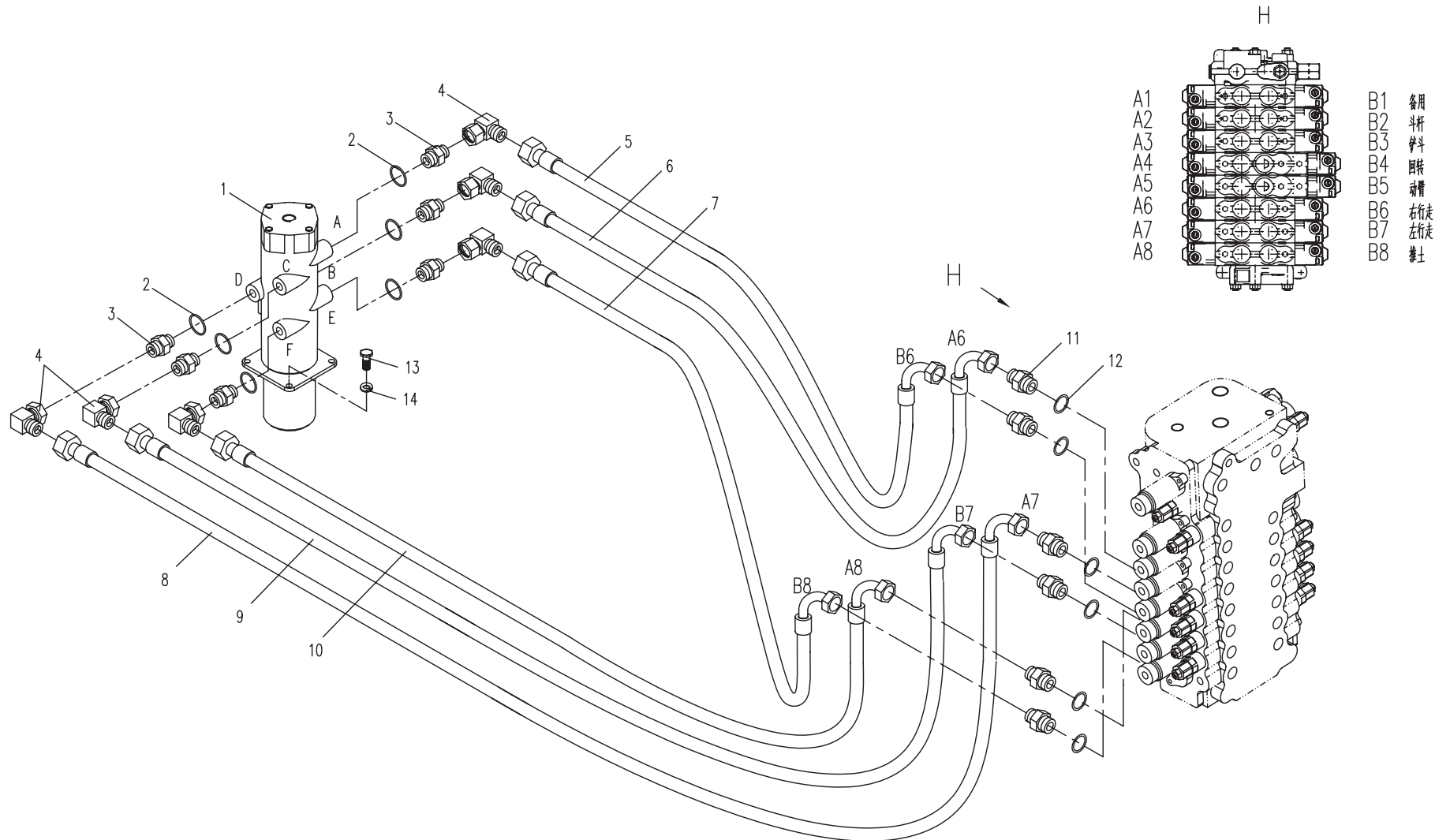
05.6.2 主液压系统-中央回转接头 (适用860K12机型) MAIN HYDRAULIC SYSTEM-CENTER JOINT (APPLY TO 860K12 TYPE)



05.6.3 主液压系统-中央回转接头 (适用860K13,860K14机型) MAIN HYDRAULIC SYSTEM-CENTER JOINT (APPLY TO 860K13,860K14 TYPE)

序号 No.	数量 Quantity	代号 Code	名称 Description		备注 Remark
1	1	860-0503000	中央回转接头	Center joint	
2	6	19×2.65 NBR-90 ISO	O形橡胶密封圈	O seal ring	
3	6	860A-7500001	直接头	Bolt joint	
4	6	858-0500012	直角接头	Square joint	
5	1	860K-0539000	胶管总成	Hose assembly	
6	1	860K-0547000	胶管总成	Hose assembly	
7	1	860K-0549000	胶管总成	Hose assembly	
8	1	860K-0538000	胶管总成	Hose assembly	
9	1	860K-0548000	胶管总成	Hose assembly	
10	1	860C-0529000	胶管总成	Hose assembly	
11	6	860K-0500016	直接头	Bolt joint	
12	6	23.7×3.5 NBR-90 ISO	O形橡胶密封圈	O seal ring	
13	4	M12x25 GB/T5783	六角头螺栓	Bolt joint	8.8-Zn.D
14	4	12 GB/T93	弹簧垫圈	Spring washer	Zn.D

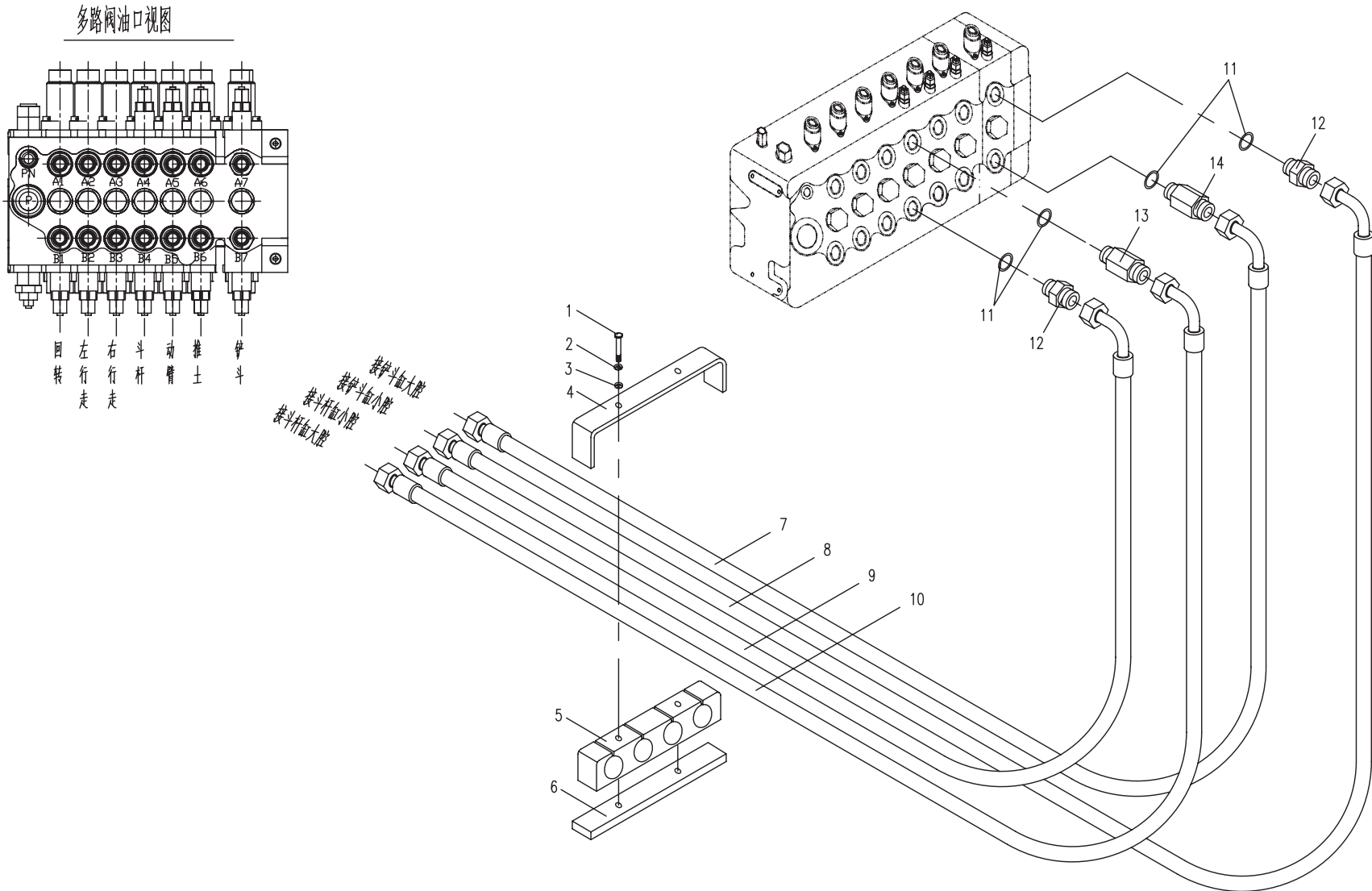
05.6.3 主液压系统-中央回转接头 (适用860K13,860K14机型) MAIN HYDRAULIC SYSTEM-CENTER JOINT (APPLY TO 860K13,860K14 TYPE)



05.7.1 主液压系统-斗杆、铲斗 (适用860K11机型) MAIN HYDRAULIC SYSTEM-ARM, BUCKET (APPLY TO 860K11 TYPE)

序号 No.	数量 Quantity	代号 Code	名称 Description		备注 Remark
1	2	M10×60 GB/T5782	六角头螺栓	Bolt	8.8-达克罗
2	2	10 GB/T93	弹簧垫圈	Spring washer	达克罗
3	2	10 GB/T97.1	平垫圈	Washer	达克罗
4	1	860A-0500036	压板	Plate	
5	1	860A-0500032	管夹	Clamp	
6	1	860A-0500033A	直板	Plate	
7	1	860A-0568000	胶管总成	Hose assembly	
8	1	860A-0569000	胶管总成	Hose assembly	
9	1	860A-0567000	胶管总成	Hose assembly	
10	1	860A-0566000	胶管总成	Hose assembly	
11	4	17.8×2.4 NBR-90 ISO	O形橡胶密封圈	O seal ring	
12	2	860A-0500004	直接头	Bolt joint	
13	1	860A-0500005	直接头	Bolt joint	
14	1	860A-0500003	直接头	Bolt joint	

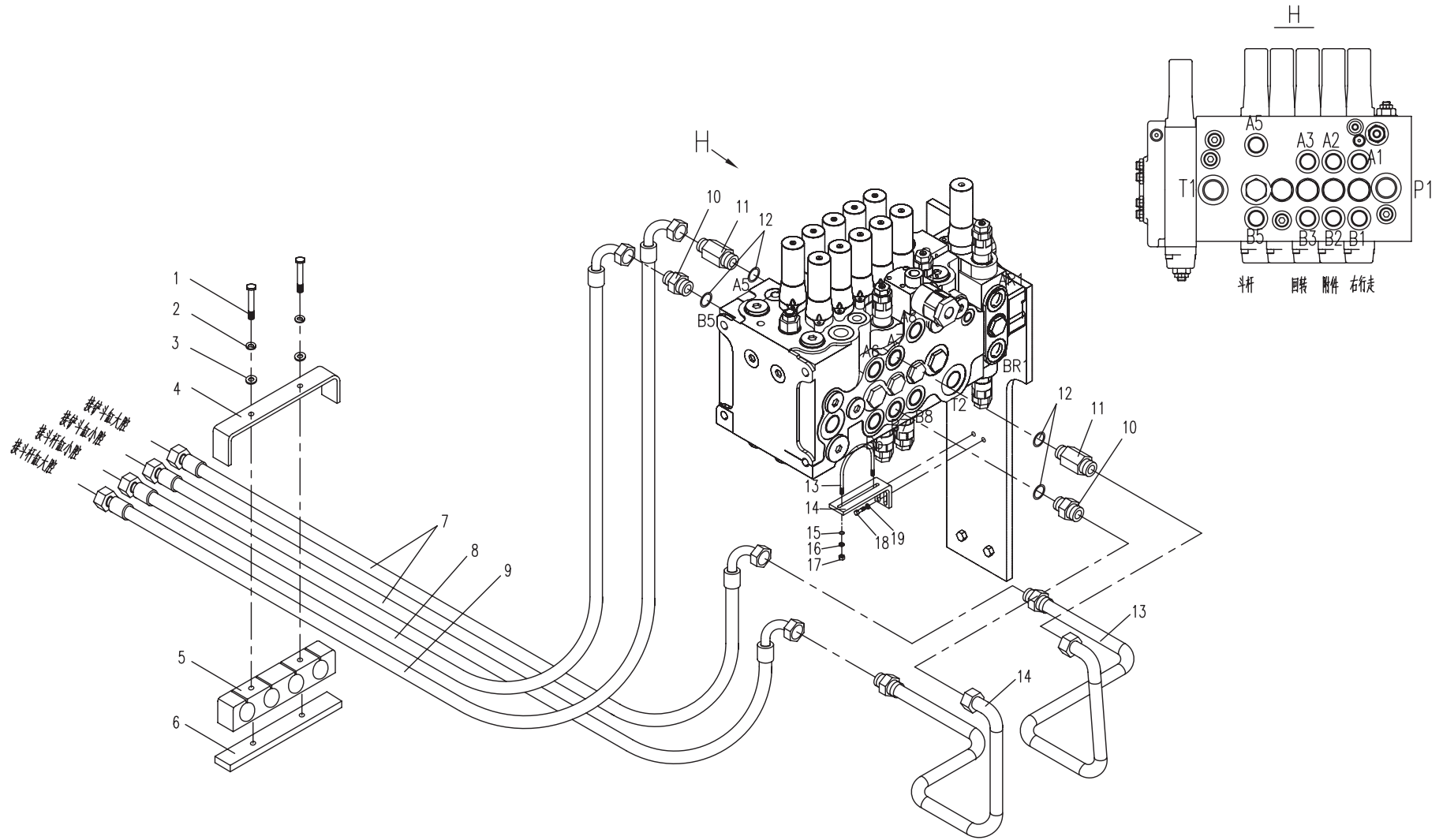
05.7.1 主液压系统-斗杆、铲斗 (适用860K11机型) MAIN HYDRAULIC SYSTEM-ARM, BUCKET (APPLY TO 860K11 TYPE)



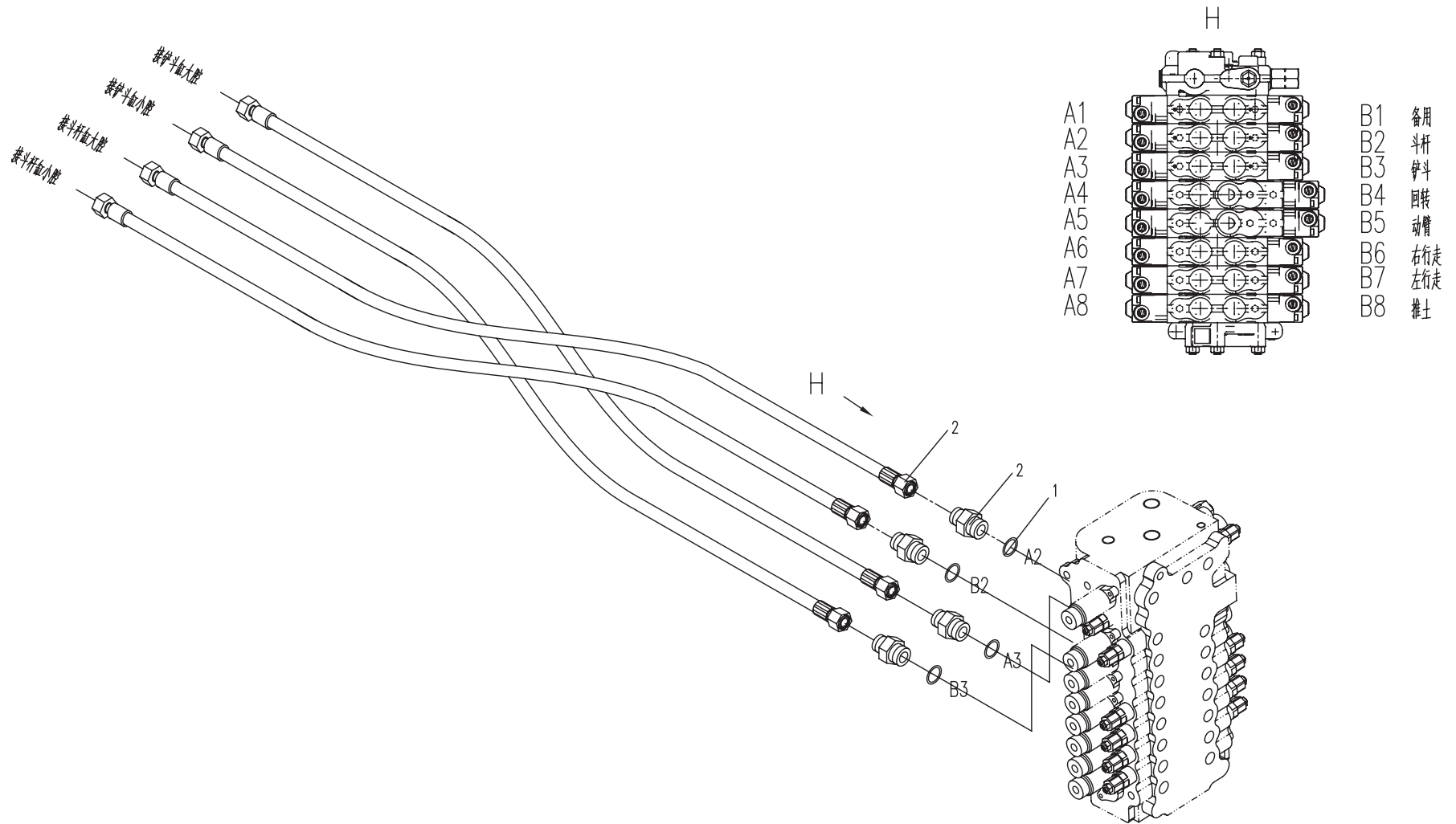
05.7.2 主液压系统-斗杆、铲斗 (适用860K12机型) MAIN HYDRAULIC SYSTEM—ARM,BUCKET (APPLY TO 860K12 TYPE)

序号 No.	数量 Quantity	代号 Code	名称 Description		备注 Remark
1	2	M10×60 GB/T5783	六角头螺栓	Bolt	8.8-达克罗
2	2	10 GB/T93	弹簧垫圈	Spring washer	达克罗
3	2	10 GB/T97.1	平垫圈	Washer	达克罗
4	1	860A-0500036	压板	Bend plank	
5	1	860A-0500032	管夹	Clamp	
6	1	860A-0500033A	直板	Plate	
7	1	870-0543000	胶管总成	Hose assembly	
8	1	870-0519000	胶管总成	Hose assembly	
9	1	870-0524000	胶管总成	Hose assembly	
10	2	860A-0500003	直接头	Bolt joint	
11	2	855-0500014	直接头	Bolt joint	
12	4	17.8×2.4 NBR-90 ISO	O形橡胶密封圈	O seal ring	
13	1	860C-0509000	铲斗缸大腔钢管总成	Steel pipe assembly	
14	1	860C-0508000	铲斗缸小腔钢管总成	Steel pipe assembly	

05.7.2 主液压系统-斗杆、铲斗 (适用860K12机型) MAIN HYDRAULIC SYSTEM—ARM, BUCKET (APPLY TO 860K12 TYPE)

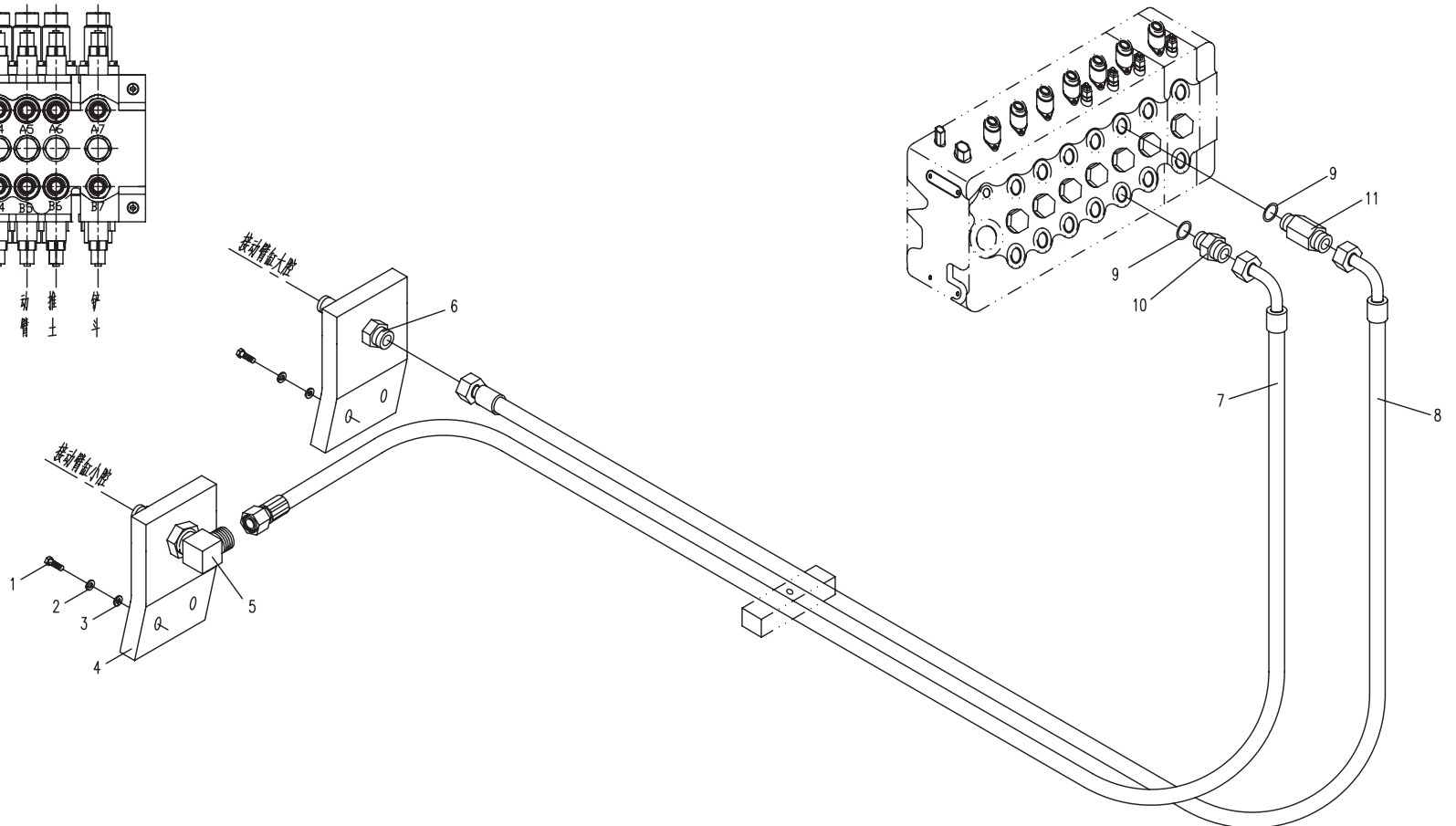
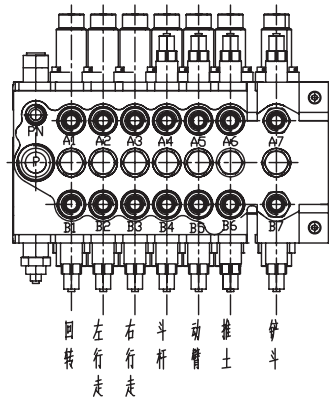


05.7.3 主液压系统-斗杆、铲斗 (适用860K13,860K14机型) MAIN HYDRAULIC SYSTEM—ARM,BUCKET (APPLY TO 860K13,860K14 TYPE)

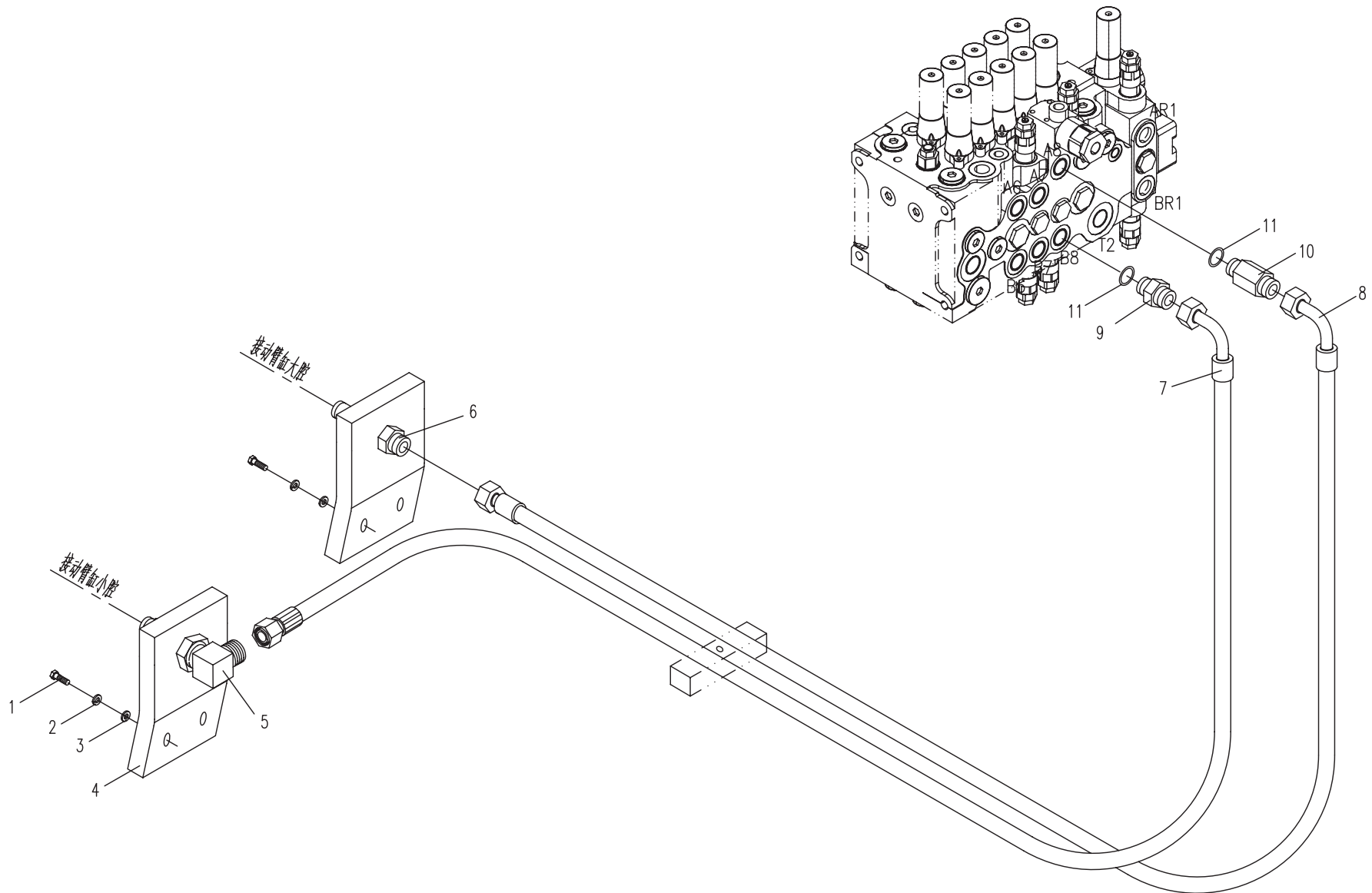


05.8.1 主液压系统-动臂 (适用860K11机型) MAIN HYDRAULIC SYSTEM-BOOM (APPLY TO 860K11 TYPE)

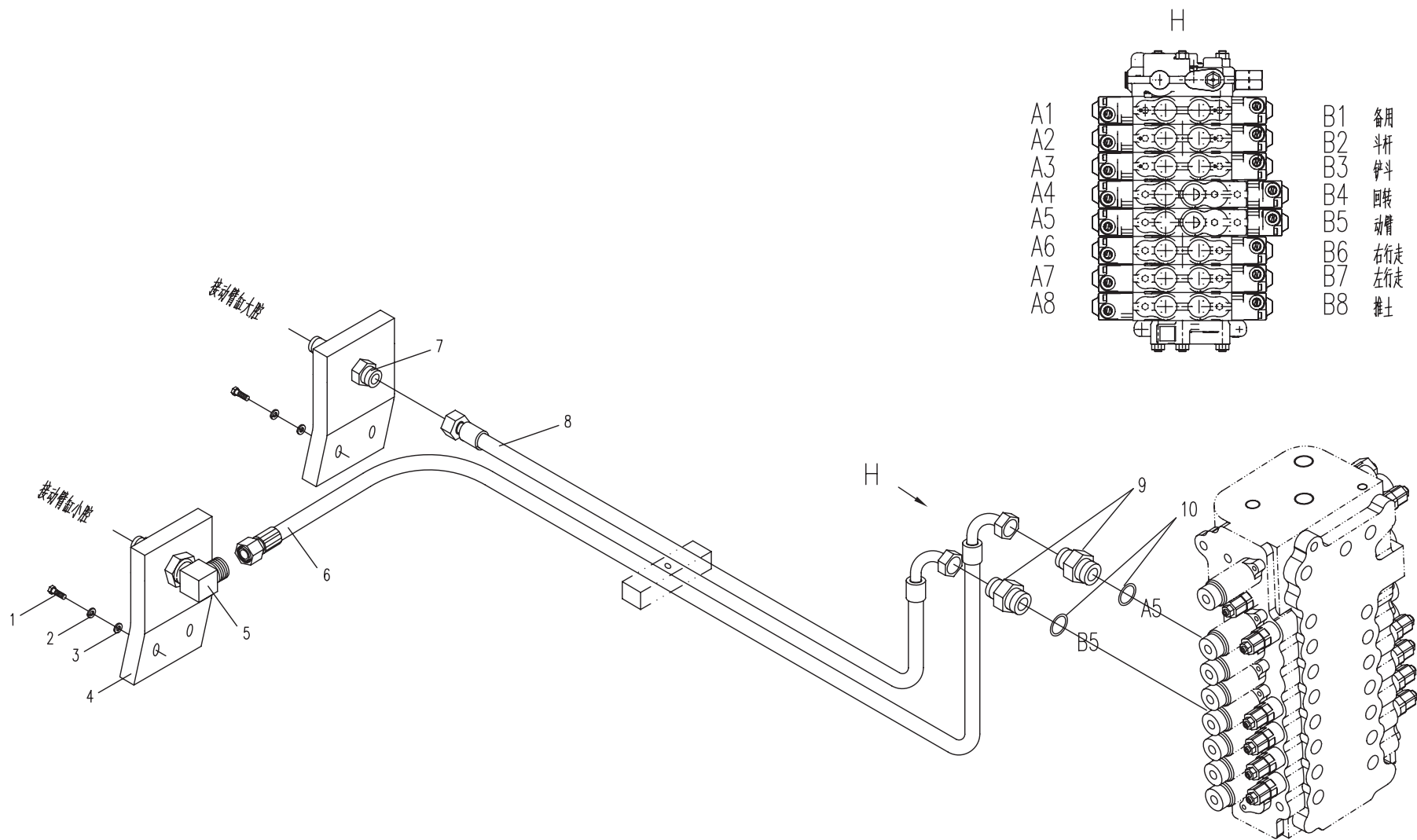
多路阀油口视图



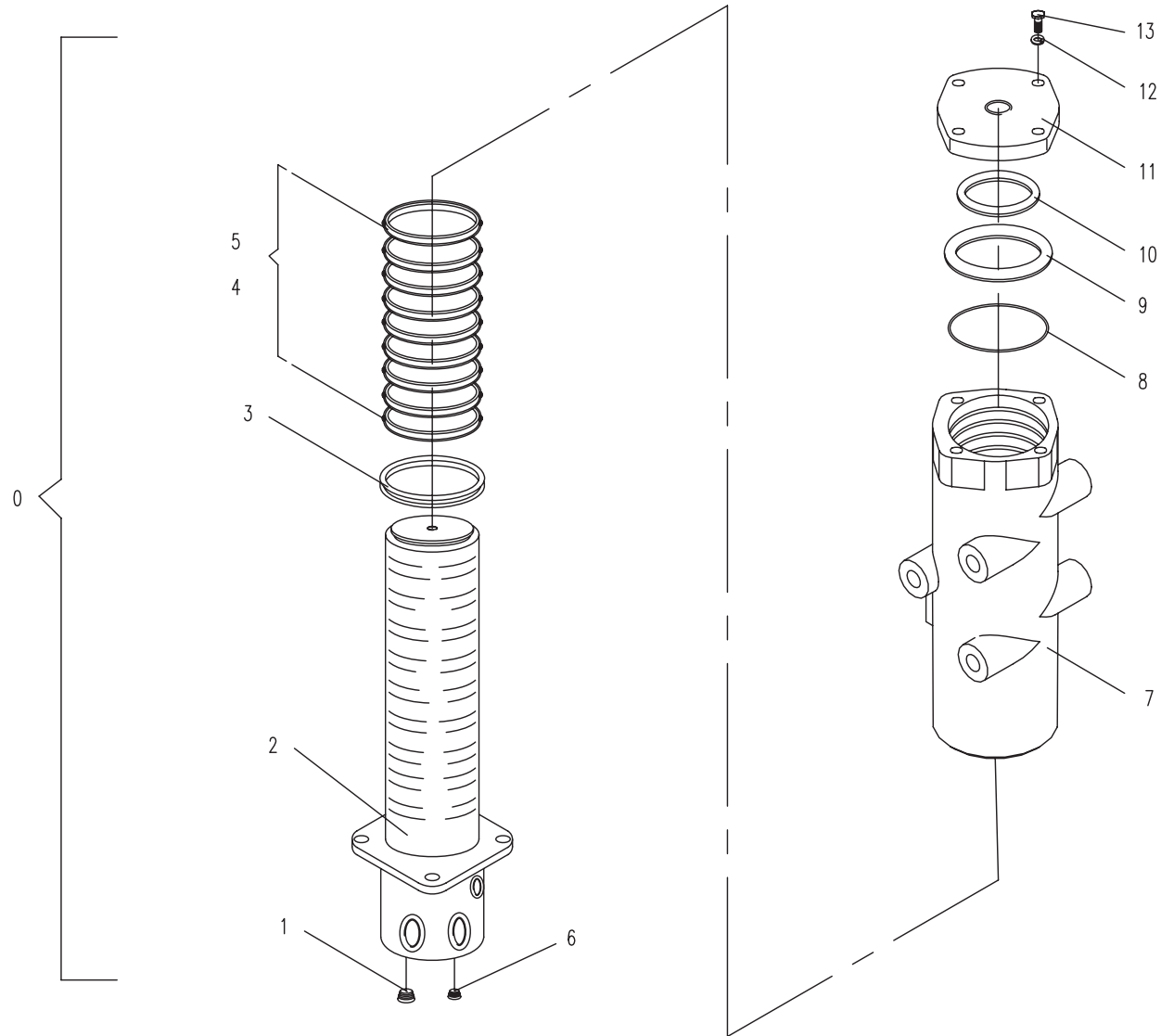
05.8.2 主液压系统—动臂 (适用860K12机型) MAIN HYDRAULIC SYSTEM-BOOM (APPLY TO 860K12 TYPE)



05.8.3 主液压系统—动臂 (适用860K13,860K14机型) MAIN HYDRAULIC SYSTEM-BOOM (APPLY TO 860K13,860K14 TYPE)



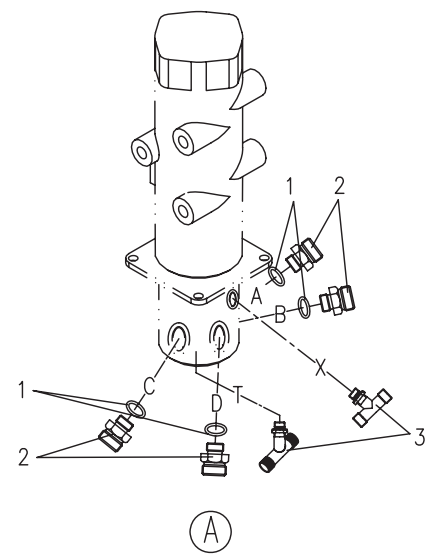
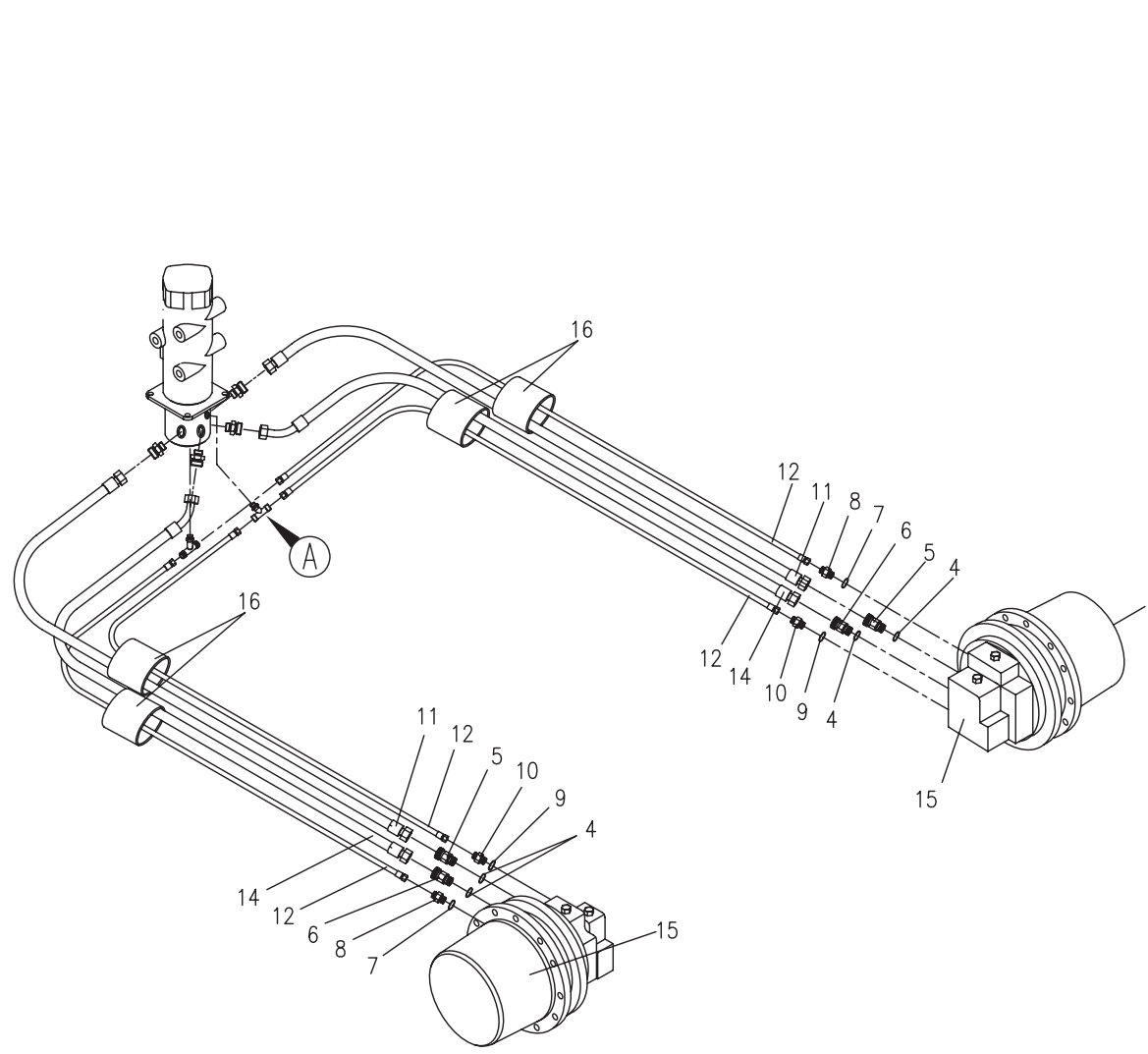
05.9.1 中央回转接头 (适用860K11,860K12,860K13,860K14机型) CENTER SLEWING JIONT (APPLY TO 860K11,860K12,860K13,860K14 TYPE)



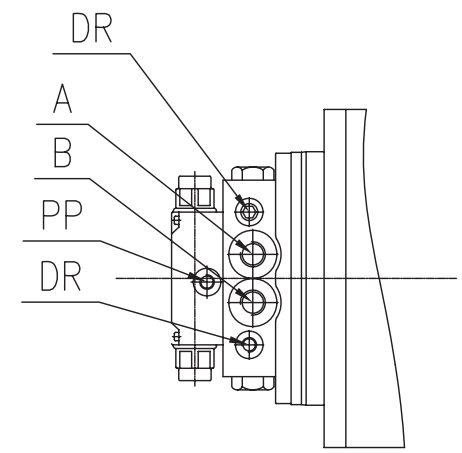
75.1.1 行走部分的液压系统1(适用860K11,860k13,860k14机型) HYDRAULIC SYSTEM FOR CHASSIS 1 (APPLY TO 860K11,860k13,860k14 TYPE)

序号 No.	数量 Quantity	代号 Code	名称 Description		备注 Remark
1	4	18x2.4 NBR-90	O形橡胶密封圈	O seal ring	
2	4	860A-7500001	直接头	Bolt joint	
3	2	860A-7509000	端三通可调向接头	Tee joint	
4	4	17.8×2.4 NBR-90	O形橡胶密封圈	O seal ring	
5	2	860A-0500002	直接头	Bolt joint	
6	2	855-7500003	直接头	Bolt joint	
7	2	13.6×2.4 NBR-90	O形橡胶密封圈	O seal ring	
8	2	860A-7500005	直接头	Bolt joint	
9	2	10.8x2.4 NBR-90	O形橡胶密封圈	O seal ring	
10	2	820-7500009	直接头	Bolt joint	
11	2	860A-7507000	胶管总成	Rubber pipe assembly	
12	4	860A-7505000	胶管总成	Rubber pipe assembly	
14	2	860A-7506000	胶管总成	Rubber pipe assembly	
15	2	860-7508000	行走马达总成	Traveling motor	GM09VN (帝人)
	2	860-7511000	行走马达总成	Traveling motor	韩国第日油压
16	4	820-7500006	保护套	Rubber sleeve	

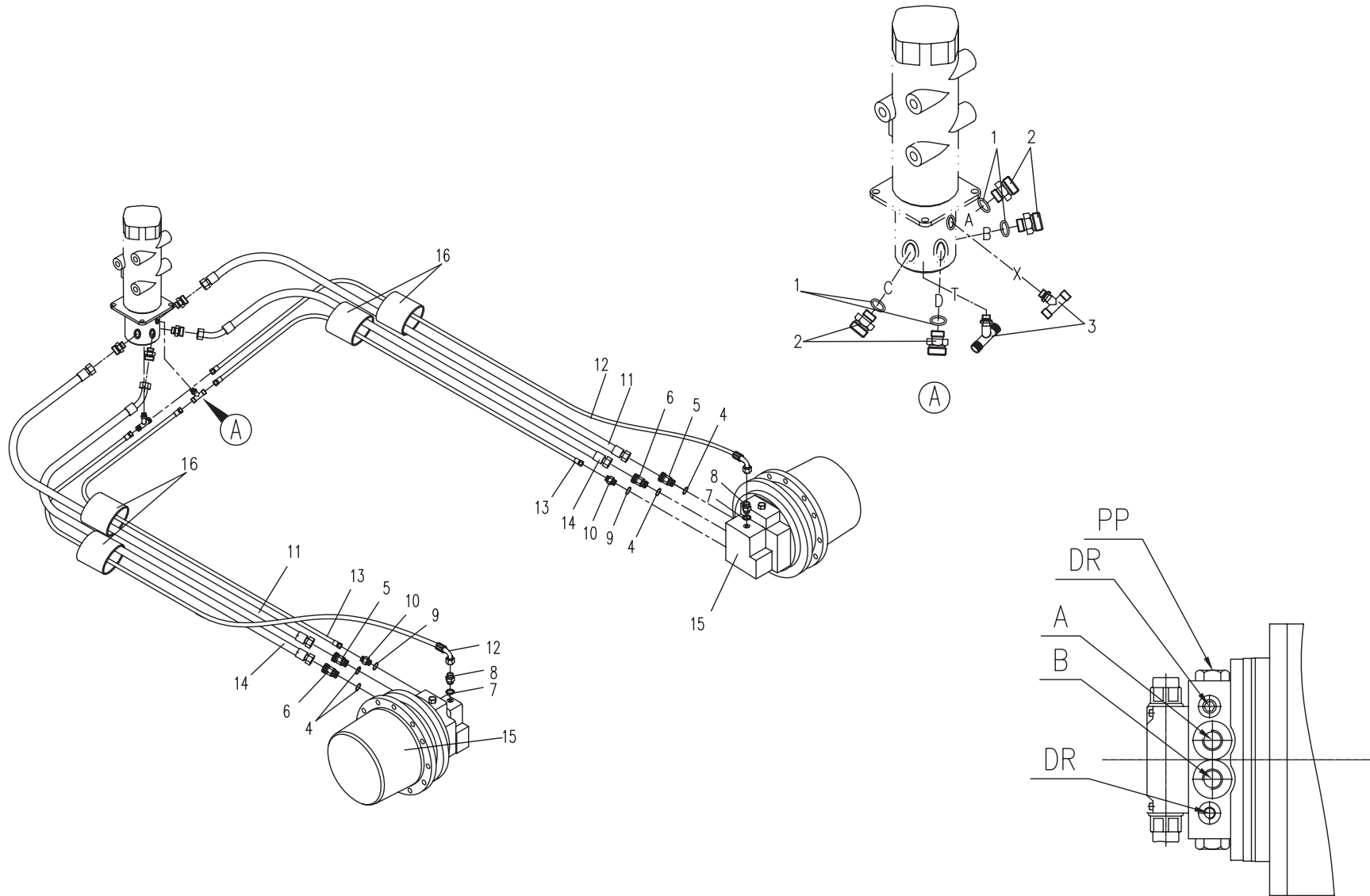
75.1.1 行走部分的液压系统1(适用860K11,860k13,860k14机型) HYDRAULIC SYSTEM FOR CHASSIS 1 (APPLY TO 860K11,860k13,860k14 TYPE)



76

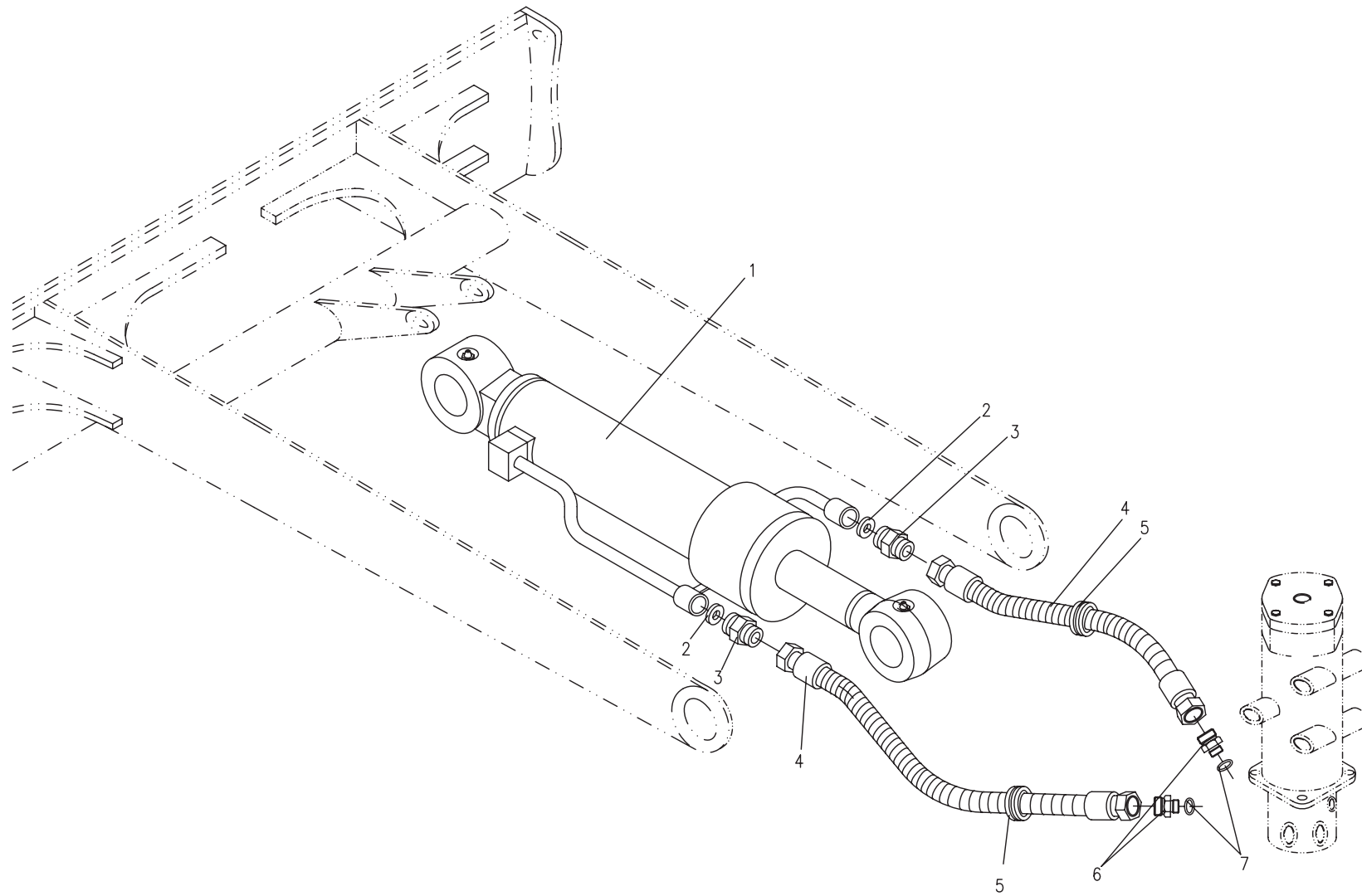


75.1.2 行走部分的液压系统1(适用860K12机型) HYDRAULIC SYSTEM FOR CHASSIS 1 (APPLY TO 860K12 TYPE)



75.2.1 行走部分的液压系统2(适用860K11,860K12,860K13,860K14机型)

HYDRAULIC SYSTEM FOR CHASSIS 2 (APPLY TO 860K11,860K12,860K13,860K14 TYPE)



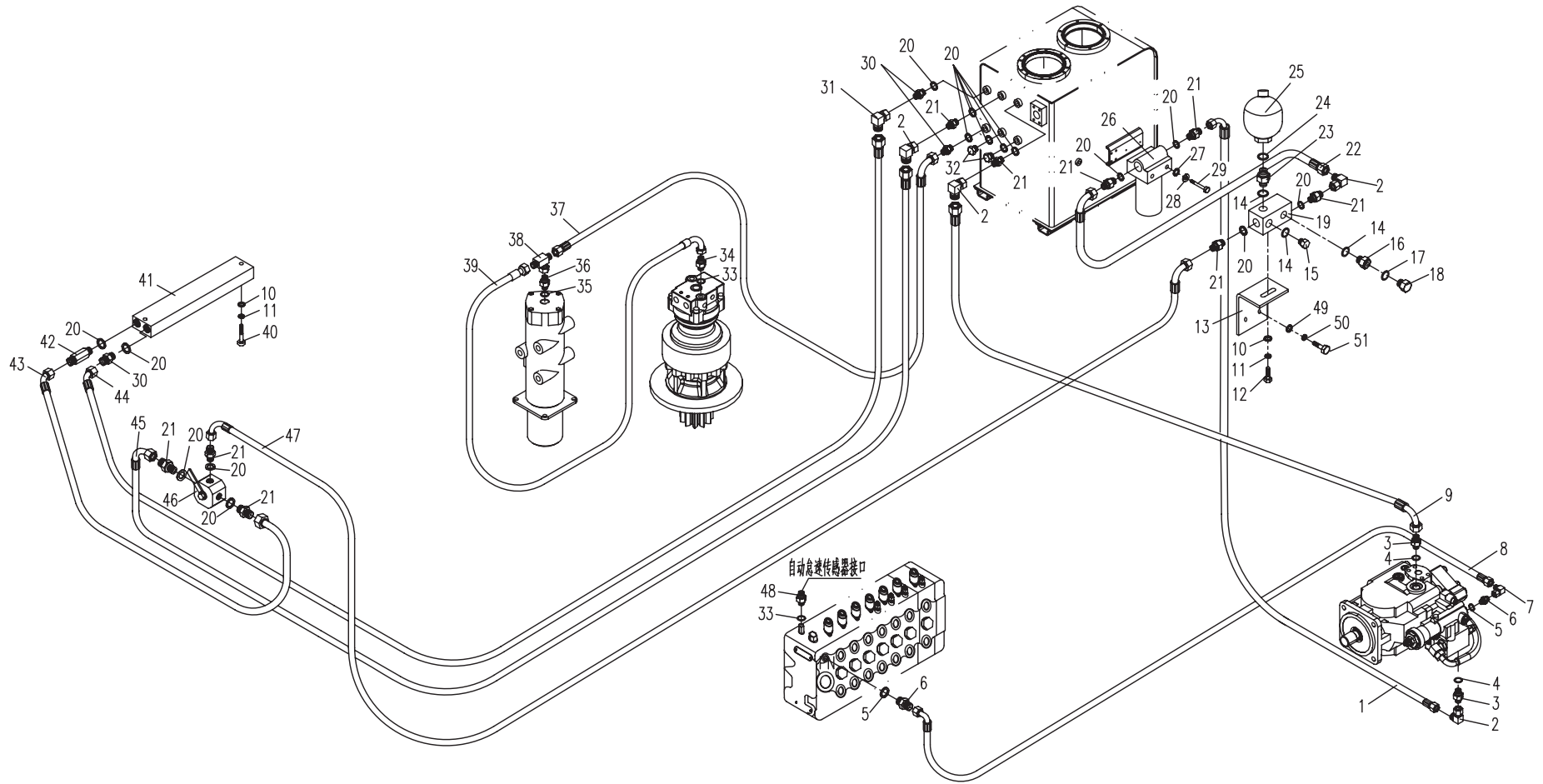
85.1.1 先导控制液压系统-供油和回油(适用860K11机型)

HYDRAULIC SYSTEM FOR PILOT CONTROL-HYDRAULIC OIL SUPPLY AND RETURN (APPLY TO 860K11 TYPE)

序号 No.	数量 Quantity	代号 Code	名称 Description		备注 Remark
1	1	860B-8502000	胶管总成	Hose assembly	
2	4	818B-0500063	90°弯接头	Bend joint	
3	2	820-0500022A	直接头	Bolt joint	
4	2	17.8×2.4 NBR-90 ISO	O形橡胶密封圈	O seal ring	
5	2	10.8×2.4 NBR-90	O形橡胶密封圈	O seal ring	
6	2	860A-8500003	直接头	Bolt joint	
7	1	810M-0500002	直角接头	Square joint	
8	1	830D-8514000	胶管总成	Hose assembly	
9	1	860A-8509000	胶管总成	Hose assembly	
10	6	8 GB/T97.1	平垫圈	Washer	Zn.D
11	6	8 GB/T93	弹簧垫圈	Spring washer	Zn.D
12	1	M8×20 GB/T5783	六角头螺栓	Bolt	8.8-Zn.D
13	1	860K-8500001	支承弯板	Bracket	
14	3	14 BS/A 14.7×21×1.5 ISO	组合密封垫圈	Combinatory washer	
15	1	830-8500001	堵头	Plug	
16	1	860A-8500005	直接头	Bolt joint	
17	1	10 BS/A10.7x16x1.5 ISO	组合密封垫圈	Combinatory washer	
18	1	820-0500004	螺塞	Plug	
19	1	860-8536000	单向阀	Check valve	
20	14	18 BS/A 18.7×27×2 ISO	组合密封垫圈	Combinatory washer	
21	9	820-0500031	直接头	Bolt joint	
22	1	860K-8505000	胶管总成	Hose assembly	
23	1	830B-8500003	直接头	Bolt joint	
24	1	22 BS/A 22.7×30×2 ISO	组合密封垫圈	Combinatory washer	
25	1	820-8544000	蓄能器	Accumulator	
26	1	820-8514000	滤油器	Filter	

85.1.1 先导控制液压系统-供油和回油(适用860K11机型)

HYDRAULIC SYSTEM FOR PILOT CONTROL-HYDRAULIC OIL SUPPLY AND RETURN (APPLY TO 860K11 TYPE)



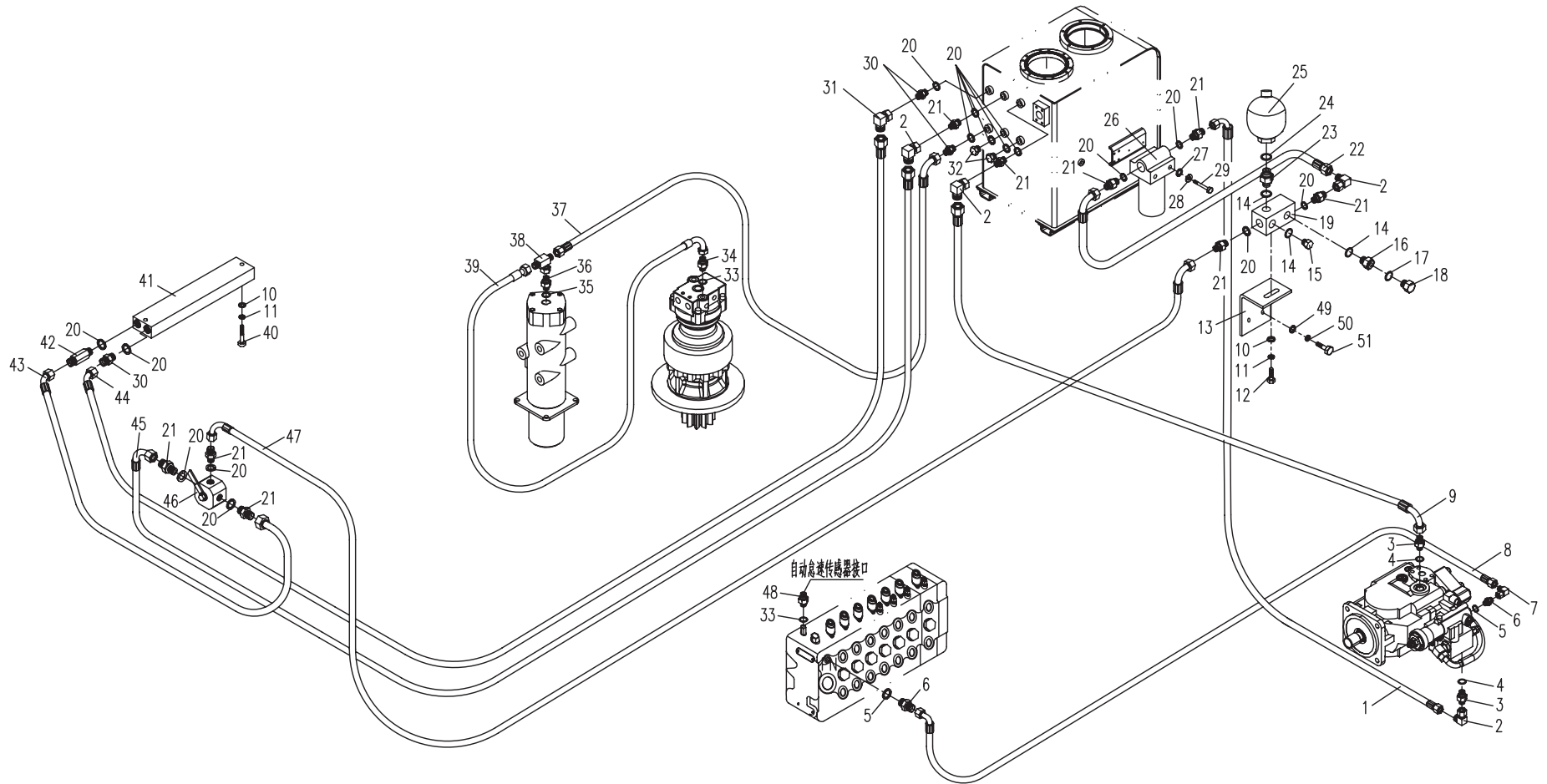
85.1.1 先导控制液压系统-供油和回油(适用860K11机型)

HYDRAULIC SYSTEM FOR PILOT CONTROL-HYDRAULIC OIL SUPPLY AND RETURN (APPLY TO 860K11 TYPE)

序号 No.	数量 Quantity	代号 Code	名称 Description		备注 Remark
27	2	6 GB/T 97.1	平垫圈	Washer	Zn.D
28	2	6 GB/T 93	弹簧垫圈	Spring washer	Zn.D
29	2	M6×80 GB/T5783	六角头螺栓	Bolt	8.8-Zn.D
30	3	801-0500006	直接头	Bolt joint	
31	1	810M-0500003	90°弯接头	Bend joint	
32	2	810-0500023	堵头	Plug	
33	2	13.8×2.4 NBR-90 ISO	O形橡胶密封圈	O seal ring	
34	1	820-8500013	直接头	Bolt joint	
35	1	11.2×2.65 NBR-90 ISO	O形橡胶密封圈	O seal ring	
36	1	860-8500004	直接头	Bolt joint	
37	1	850-8516000	胶管总成	Hose assembly	
38	1	850-8501000	三通接头	Tee joint	
39	1	820-8515000	胶管总成	Hose assembly	
40	2	M8×40 GB/T5783	六角头螺栓	Bolt	8.8-Zn.D
41	1	860-8535000	分集流块	Shunt plank	
42	1	820-0500007	直接头	Bolt joint	
43	1	860A-8509000	胶管总成	Hose assembly	
44	1	870-8512000	胶管总成	Hose assembly	
45	1	860A-8534000	胶管总成	Hose assembly	
46	1	860-8503000	转阀	Valve	
47	1	860L-8502100	胶管总成	Hose assembly	
48	1	870D-8500004	直接头	Bolt joint	
49	2	10 GB/T 97.1	平垫圈	Washer	Zn.D
50	2	10 GB/T 93	弹簧垫圈	Spring washer	Zn.D
51	2	M10×20 GB/T5783	六角头螺栓	Bolt	8.8-Zn.D

85.1.1 先导控制液压系统-供油和回油(适用860K11机型)

HYDRAULIC SYSTEM FOR PILOT CONTROL-HYDRAULIC OIL SUPPLY AND RETURN (APPLY TO 860K11 TYPE)



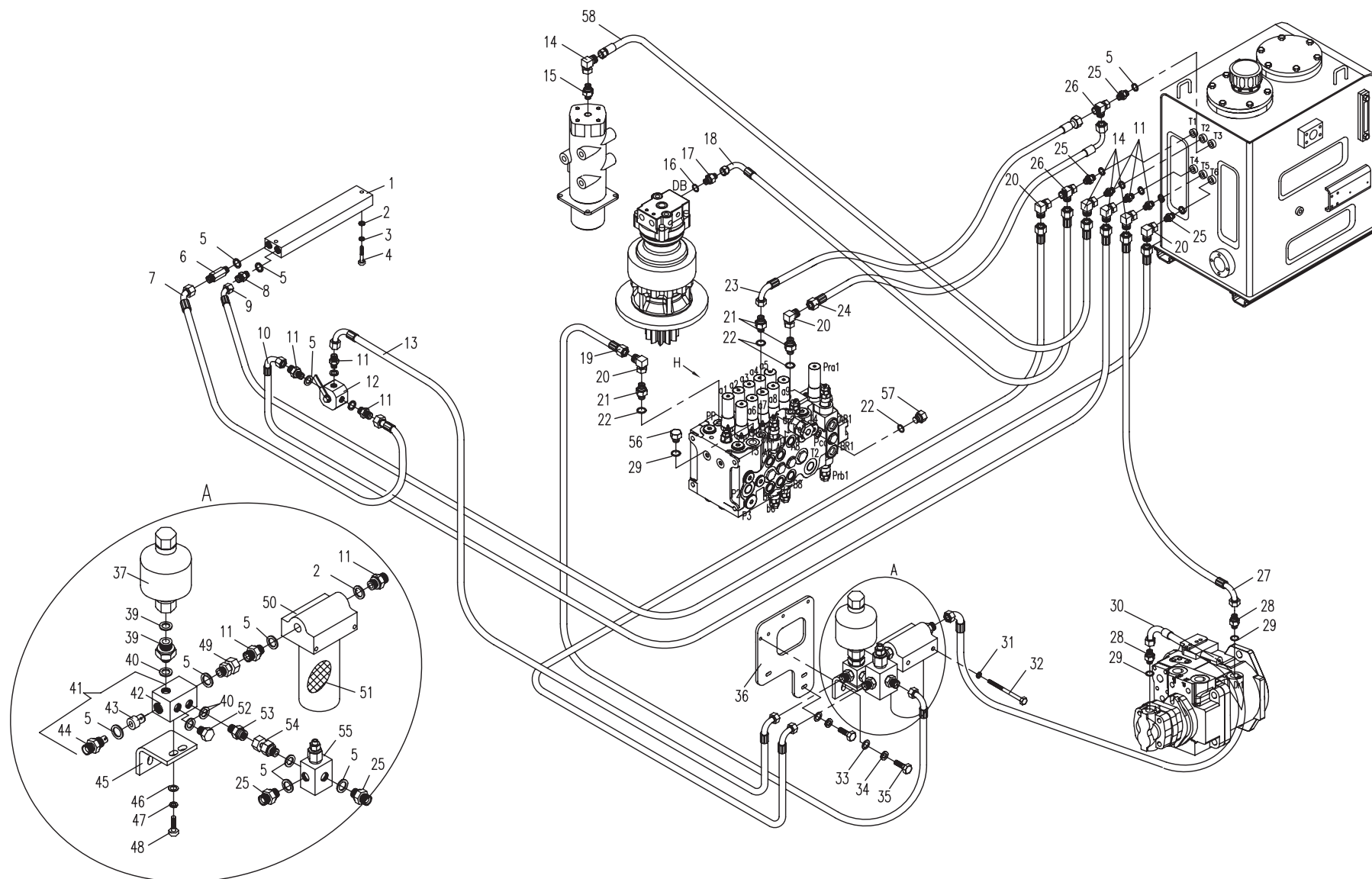
85.1.2 先导控制液压系统-供油和回油 (适用860K12机型)

HYDRAULIC SYSTEM FOR PILOT CONTROL-HYDRAULIC OIL SUPPLY AND RETURN (APPLY TO 860K12 TYPE)

序号 No.	数量 Quantity	代号 Code	名称 Description		备注 Remark
1	1	860-8535000	分集流块	Shunt plank	
2	2	8 GB/T97.1	平垫圈	Washer	Zn.D
3	2	8 GB/T93	弹簧垫圈	Spring washer	Zn.D
4	2	M8×40 GB/T5783	六角头螺栓	Bolt	8.8-Zn.D
5	12	18 BS/A 18.7×27×2 ISO	组合密封垫圈	Combinatory washer	
6	1	820-0500007	直接头	Bolt joint	
7	2	838B-0527000	胶管总成	Hose assembly	
8	1	801-0500006	直接头	Bolt joint	
9	1	870-8512000	胶管总成	Hose assembly	
10	1	860A-8534000	胶管总成	Hose assembly	
11	8	820-0500031	直接头	Bolt joint	
12	1	860-8503000	转阀	Valve	
13	1	860L-8502100	胶管总成	Hose assembly	
14	4	818B-0500063	90°弯接头	Bend joint	
15	2	860C-8500001	直接头	Bolt joint	
16	2	13.8×2.4 NBR-90 ISO	O形橡胶密封圈	O seal ring	
17	2	818B-7500007	直接头	Bolt joint	
18	1	850-8525000	胶管总成	Hose assembly	
19	1	885-8505300	胶管总成	Hose assembly	
20	3	810M-0500003	90°弯接头	Bend joint	
21	1	855-7500002	直接头	Bolt joint	
22	2	10.8x2.4 NBR-90 ISO	O形橡胶密封圈	O seal ring	
23	1	830D-8521000A	胶管总成	Hose assembly	
24	1	860-8521000	胶管总成	Hose assembly	
25	3	820-0500003	直接头	Bolt joint	
26	2	850-8502000	三通接头	Tee joint	

85.1.2 先导控制液压系统-供油和回油 (适用860K12机型)

HYDRAULIC SYSTEM FOR PILOT CONTROL-HYDRAULIC OIL SUPPLY AND RETURN (APPLY TO 860K12 TYPE)



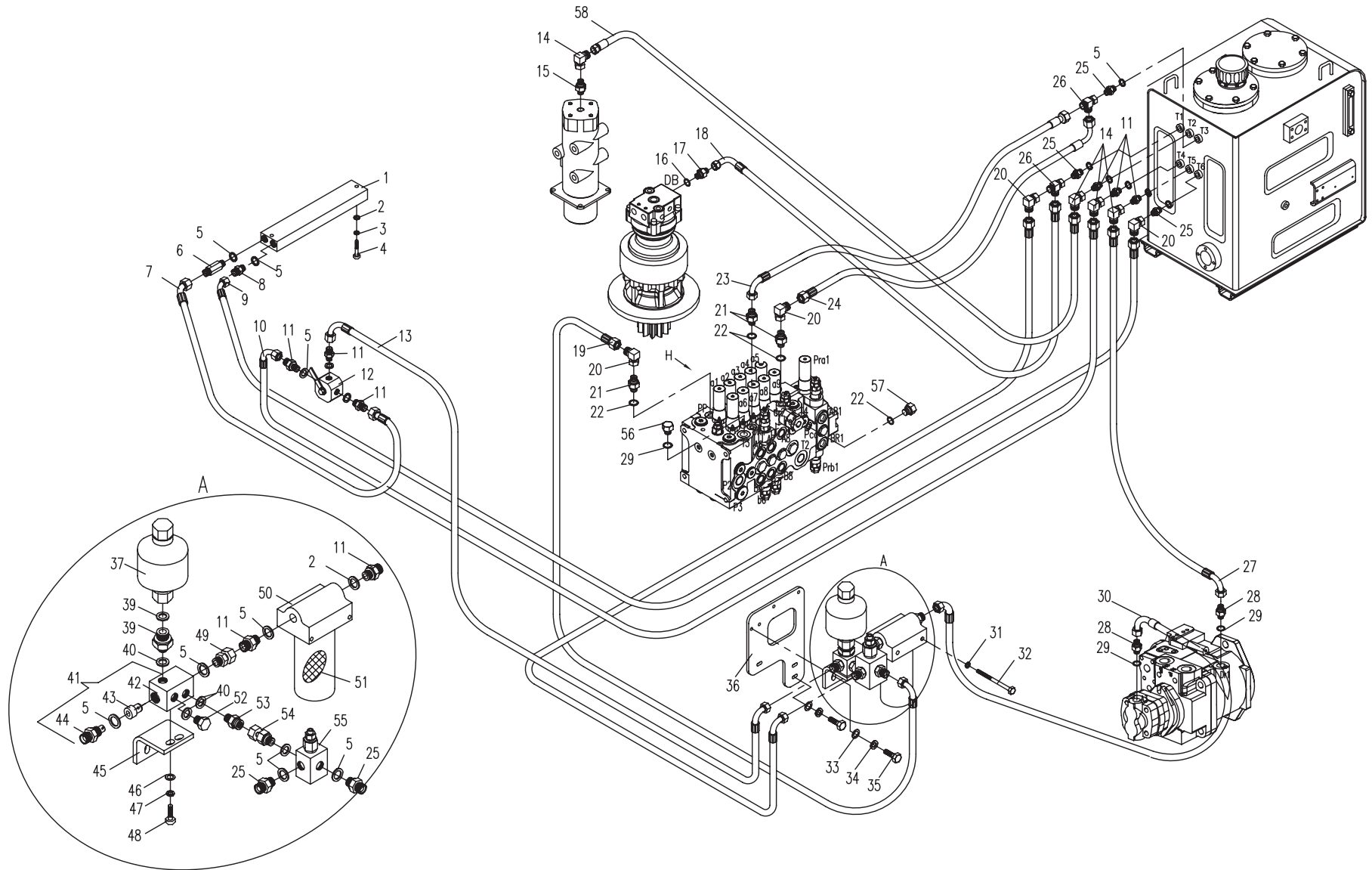
85.1.2 先导控制液压系统-供油和回油 (适用860K12机型)

HYDRAULIC SYSTEM FOR PILOT CONTROL-HYDRAULIC OIL SUPPLY AND RETURN (APPLY TO 860K12 TYPE)

序号 No.	数量 Quantity	代号 Code	名称 Description		备注 Remark
27	1	885-8505100	胶管总成	Hose assembly	
28	2	820-0500022A	直接头	Bolt joint	
29	2	17.8x2.4 NBR-90 ISO	O形橡胶密封圈	O seal ring	
30	1	860B-8502000	胶管总成	Hose assembly	
31	2	6 GB/T 93	弹簧垫圈	Spring washer	Zn.D
32	2	M6x80 GB/T5782	六角头螺栓	Bolt	8.8-Zn.D
33	4	10 GB/T 97.1	平垫圈	Washer	Zn.D
34	4	10 GB/T 93	弹簧垫圈	Spring washer	Zn.D
35	4	M10x20 GB/T5783	六角头螺栓	Bolt	8.8-Zn.D
36	1	858-8500004	先导油滤支架	Bracket	
37	1	820-8544000	蓄能器	Accumulator	
38	1	22 BS/A 22.7x30x2 ISO	组合密封垫圈	Combinatory washer	
39	1	830B-8500003	直接头	Bolt joint	
40	3	14 BS/A 14.7x21x1.5 ISO	组合密封垫圈	Combinatory washer	
41	1	860-8536000	单向阀	Check valve	
42	1	860-8536001	阀体	Valve body	
43	1	830B-8504002	阀芯	Valve core	
44	1	860-8536002	直接头	Bolt joint	
45	1	830B-8500002	支承弯板	Bracket	
46	2	8 GB/T 97.1	平垫圈	Washer	Zn.D
47	2	8 GB/T 93	弹簧垫圈	Spring washer	Zn.D
48	2	M8x20 GB/T5783	六角头螺栓	Bolt	8.8-Zn.D
49	1	860-8526000	直接头	Bolt joint	
50	1	820-8514000	滤油器	Oil filter	
51	1	820-8514200	滤油器滤芯	Core of oil filter	
52	1	830-8500001	堵头	Plug	

85.1.2 先导控制液压系统-供油和回油 (适用860K12机型)

HYDRAULIC SYSTEM FOR PILOT CONTROL-HYDRAULIC OIL SUPPLY AND RETURN (APPLY TO 860K12 TYPE)



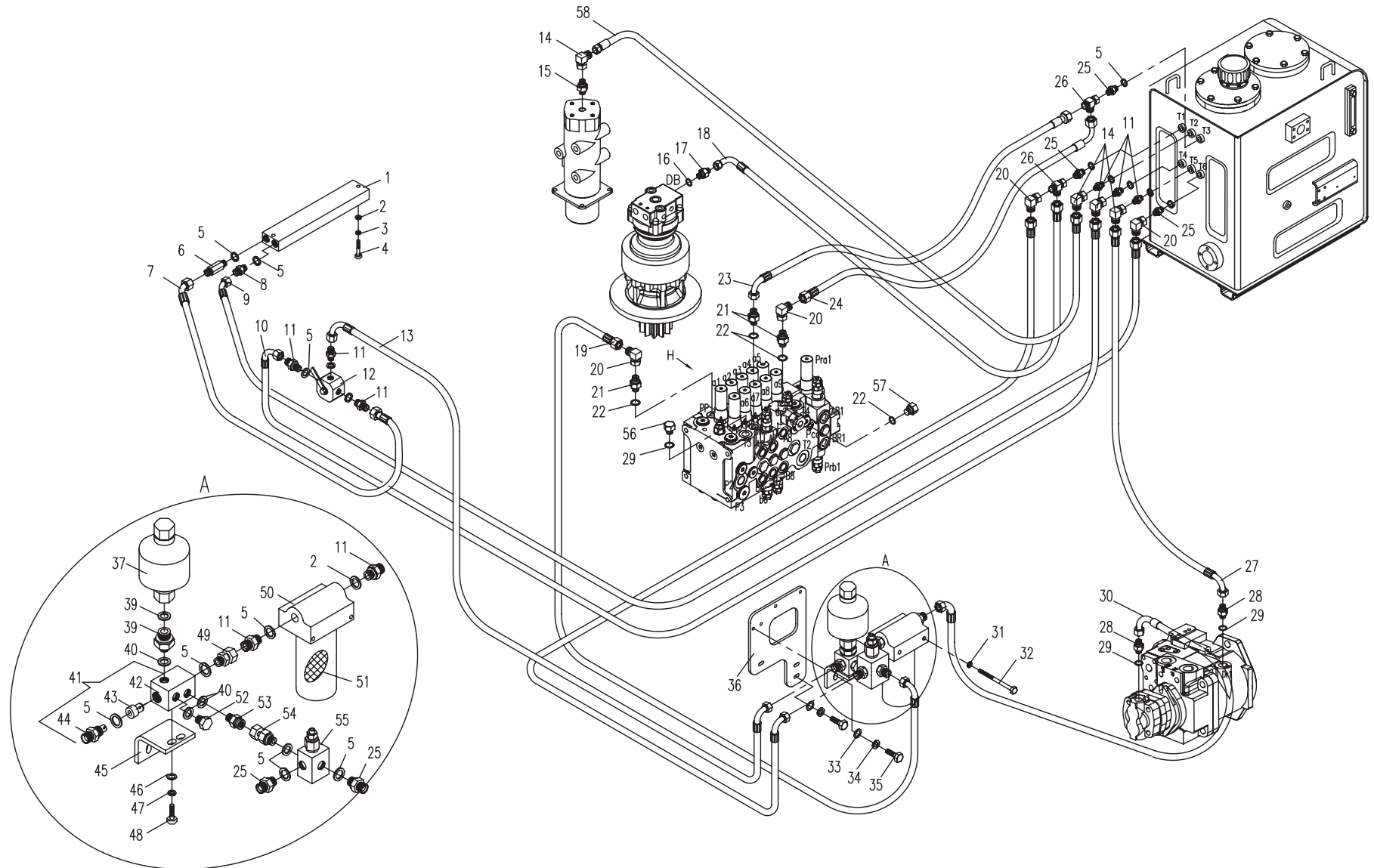
85.1.2 先导控制液压系统-供油和回油 (适用860K12机型)

HYDRAULIC SYSTEM FOR PILOT CONTROL-HYDRAULIC OIL SUPPLY AND RETURN (APPLY TO 860K12 TYPE)

序号 No.	数量 Quantity	代号 Code	名称 Description		备注 Remark
53	1	820-8500004	直接头	Bolt joint	
54	1	830B-8505000	直接头	Bolt joint	
55	1	830D-8525000	安全阀	Safety valve	
56	1	860C-0500005	堵头	Plug	
57	1	860A-8537001	堵头	Plug	
58	1	860A-8509000	胶管总成	Hose assembly	

85.1.2 先导控制液压系统-供油和回油 (适用860K12机型)

HYDRAULIC SYSTEM FOR PILOT CONTROL-HYDRAULIC OIL SUPPLY AND RETURN (APPLY TO 860K12 TYPE)



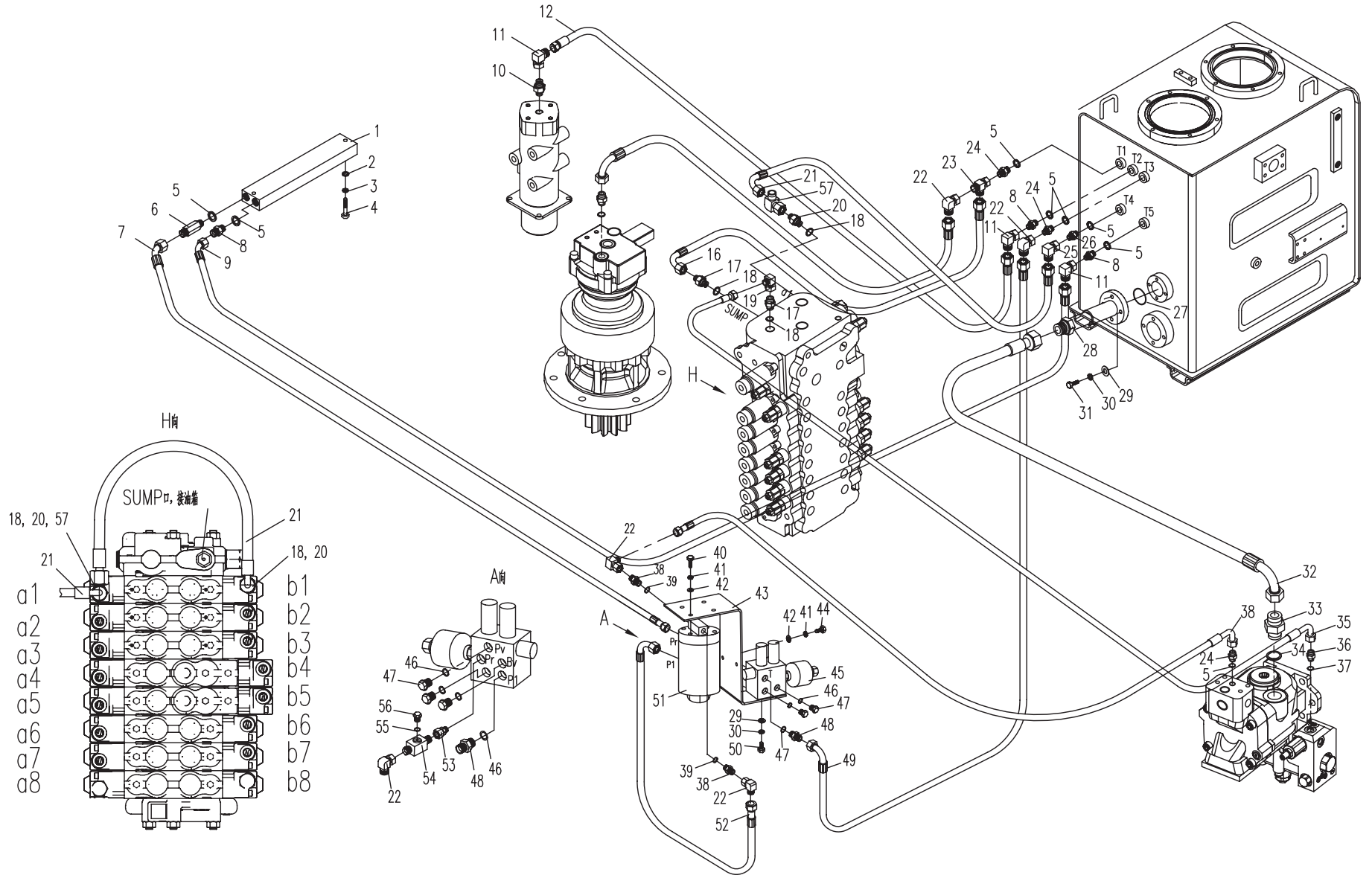
85.1.3 先导控制液压系统-供油和回油 (适用860K13,860K14机型)

HYDRAULIC SYSTEM FOR PILOT CONTROL-HYDRAULIC OIL SUPPLY AND RETURN (APPLY TO 860K13,860K14 TYPE)

序号 No.	数量 Quantity	代号 Code	名称 Description		备注 Remark
1	1	860-8535000	分集流块	Shunt plank	
2	2	8 GB/T97.1	平垫圈	Washer	Zn.D
3	2	8 GB/T93	弹簧垫圈	Spring washer	Zn.D
4	2	M8×40 GB/T5783	六角头螺栓	Bolt	8.8-Zn.D
5	12	18 BS/A 18.7×27×2 ISO	组合密封垫圈	Combinatory washer	
6	1	818B-0500016	直接头	Bolt joint	
7	2	830D-8504000	胶管总成	Hose assembly	
8	1	820-0500031	直接头	Bolt joint	
9	1	815-0510000	胶管总成	Hose assembly	
10	1	860C-8500001	直接头	Bolt joint	
11	1	818B-0500063	直角接头	Square joint	
12	1	860A-8509000	胶管总成	Hose assembly	
13	1	13.8×2.4 NBR-90 ISO	O形橡胶密封圈	O seal ring	
14	1	818B-7500007	直接头	Bolt joint	
15	1	850-8525000	胶管总成	Hose assembly	
16	1	830D-8521000A	胶管总成	Hose assembly	
17	1	855-7500002	直接头	Bolt joint	
18	1	10.8×2.4 NBR-90 ISO	O形橡胶密封圈	O seal ring	
19	1	860K-8500006	直接头	Bolt joint	
20	1	860A-8500003	直接头	Bolt joint	
21	2	870-8537000	胶管总成	Hose assembly	
22	6	810M-0500003	直角接头	Square joint	
23	1	850-8502000	三通接头	Tee joint	
24	3	801-0500006	直接头	Bolt joint	
25	1	860K-8500004	直角接头	Square joint	
26	1	810-0526001	直接头	Bolt joint	

85.1.3 先导控制液压系统-供油和回油 (适用860K13,860K14机型)

HYDRAULIC SYSTEM FOR PILOT CONTROL-HYDRAULIC OIL SUPPLY AND RETURN (APPLY TO 860K13,860K14 TYPE)



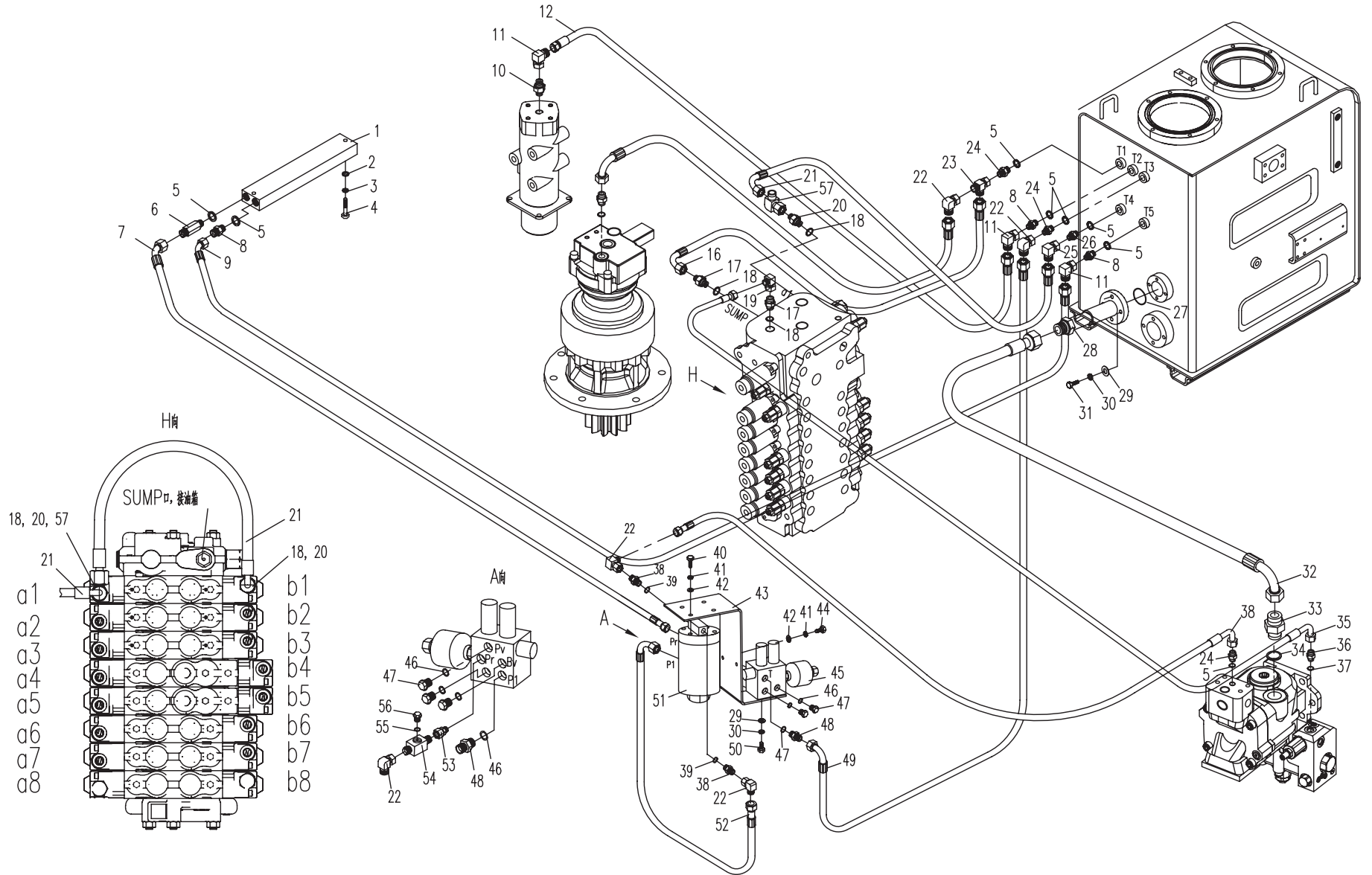
85.1.3 先导控制液压系统-供油和回油 (适用860K13,860K14机型)

HYDRAULIC SYSTEM FOR PILOT CONTROL-HYDRAULIC OIL SUPPLY AND RETURN (APPLY TO 860K13,860K14 TYPE)

序号 No.	数量 Quantity	代号 Code	名称 Description		备注 Remark
27	1	38.7×2.65 NBR-90 ISO	O形橡胶密封圈	O seal ring	
28	1	860K-8507000	泄油钢管总成	Steel pipe	
29	4	8 GB/T 97.1	平垫圈	Washer	Zn.D
30	4	8 GB/T 93	弹簧垫圈	Spring washer	Zn.D
31	4	M8×25 GB/T5783	六角头螺栓	Bolt	8.8-Zn.D
32	1	838B-0521000	胶管总成	Hose assembly	
33	1	860K-8500003	直接头	Bolt joint	
34	1	29.74×2.95 NBR-90 ISO	O形橡胶密封圈	O seal ring	
35	1	860K-8509000	胶管总成	Hose assembly	
36	1	853D-8500006	直接头	Bolt joint	
37	1	11.89×1.98 NBR-90 ISO	O形橡胶密封圈	O seal ring	
38	2	853-8500005	直接头	Bolt joint	
39	2	33 BS/A 33.7×42×2 ISO	组合密封垫圈	Combinatory washer	
40	4	M10×55 GB/T5783	六角头螺栓	Bolt	8.8-Zn.D
41	8	10 GB/T93	弹簧垫圈	Spring washer	Zn.D
42	8	10 GB/T97.1	平垫圈	Washer	Zn.D
43	1	860K-8500002A	安装板	Bracket	
44	2	M10×25 GB/T5783	六角头螺栓	Bolt	
45	1	853-8505000	油源阀总成	Valve assembly	Rexroth 12V
46	7	14 BS/A 14.7×21×1.5 ISO	组合密封垫圈	Combinatory washer	
47	5	830-8500001	堵头	Plug	
48	2	820-8500004	直接头	Bolt joint	
49	1	830D-8504000	胶管总成	Hose assembly	
50	2	M8×20 GB/T5783	六角头螺栓	Bolt	
51	1	853-8504000	高压滤油器	Oil filter	
52	1	830D-0504000	胶管总成	Hose assembly	

85.1.3 先导控制液压系统-供油和回油 (适用860K13,860K14机型)

HYDRAULIC SYSTEM FOR PILOT CONTROL-HYDRAULIC OIL SUPPLY AND RETURN (APPLY TO 860K13,860K14 TYPE)



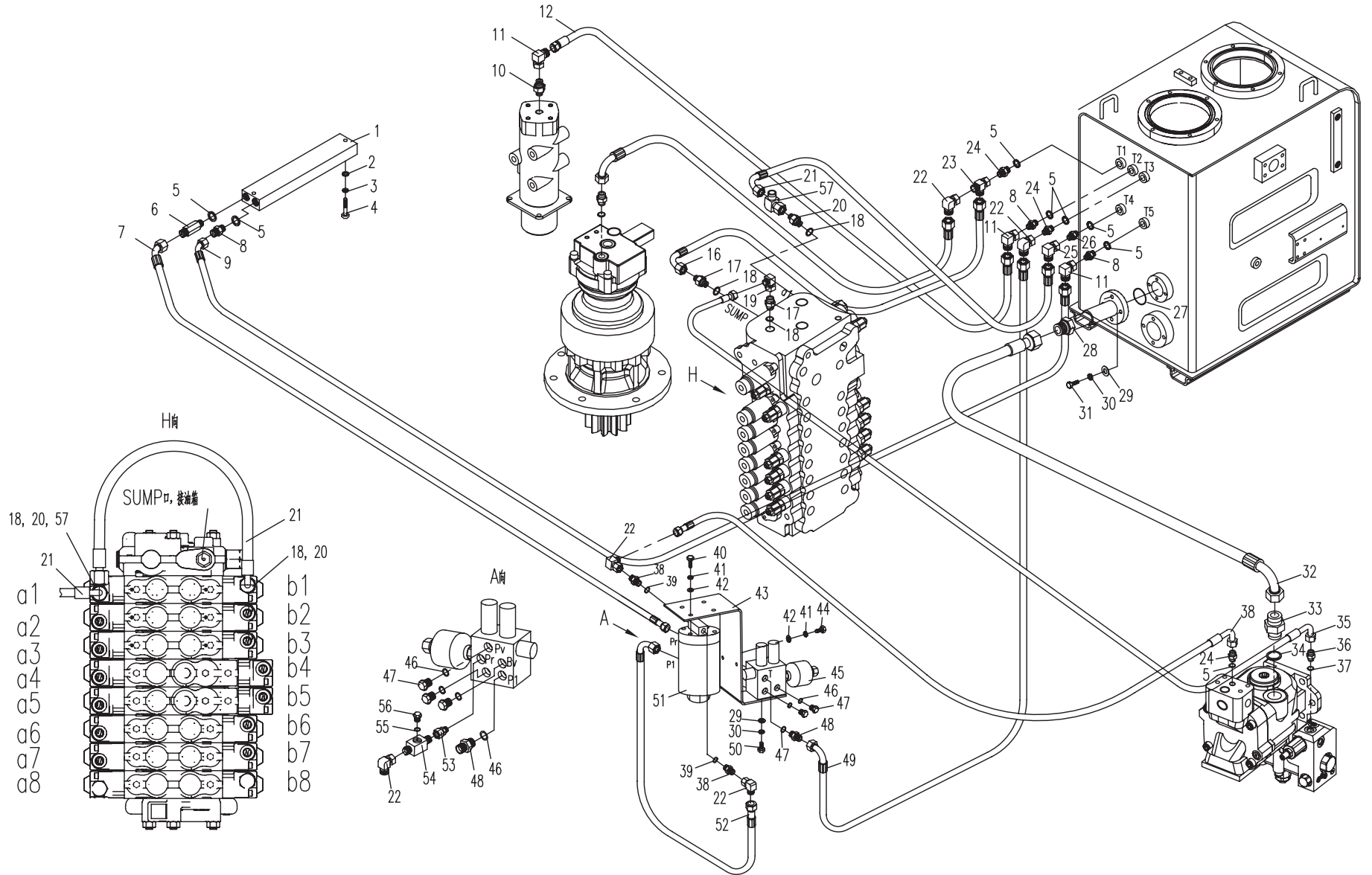
85.1.3 先导控制液压系统-供油和回油 (适用860K13,860K14机型)

HYDRAULIC SYSTEM FOR PILOT CONTROL-HYDRAULIC OIL SUPPLY AND RETURN (APPLY TO 860K13,860K14 TYPE)

序号 No.	数量 Quantity	代号 Code	名称 Description		备注 Remark
53	1	853-8500006	直接头	Bolt joint	
54	1	853-8500004A	测压接头	Measure pressure joint	
55	1	10 BS/A 10.7×16×1.5 ISO	组合密封垫圈	Combinatory washer	
56	1	820-0500004	螺塞	Screw plug	
57	1	810-0500031	三通接头	Tee joint	

85.1.3 先导控制液压系统-供油和回油 (适用860K13,860K14机型)

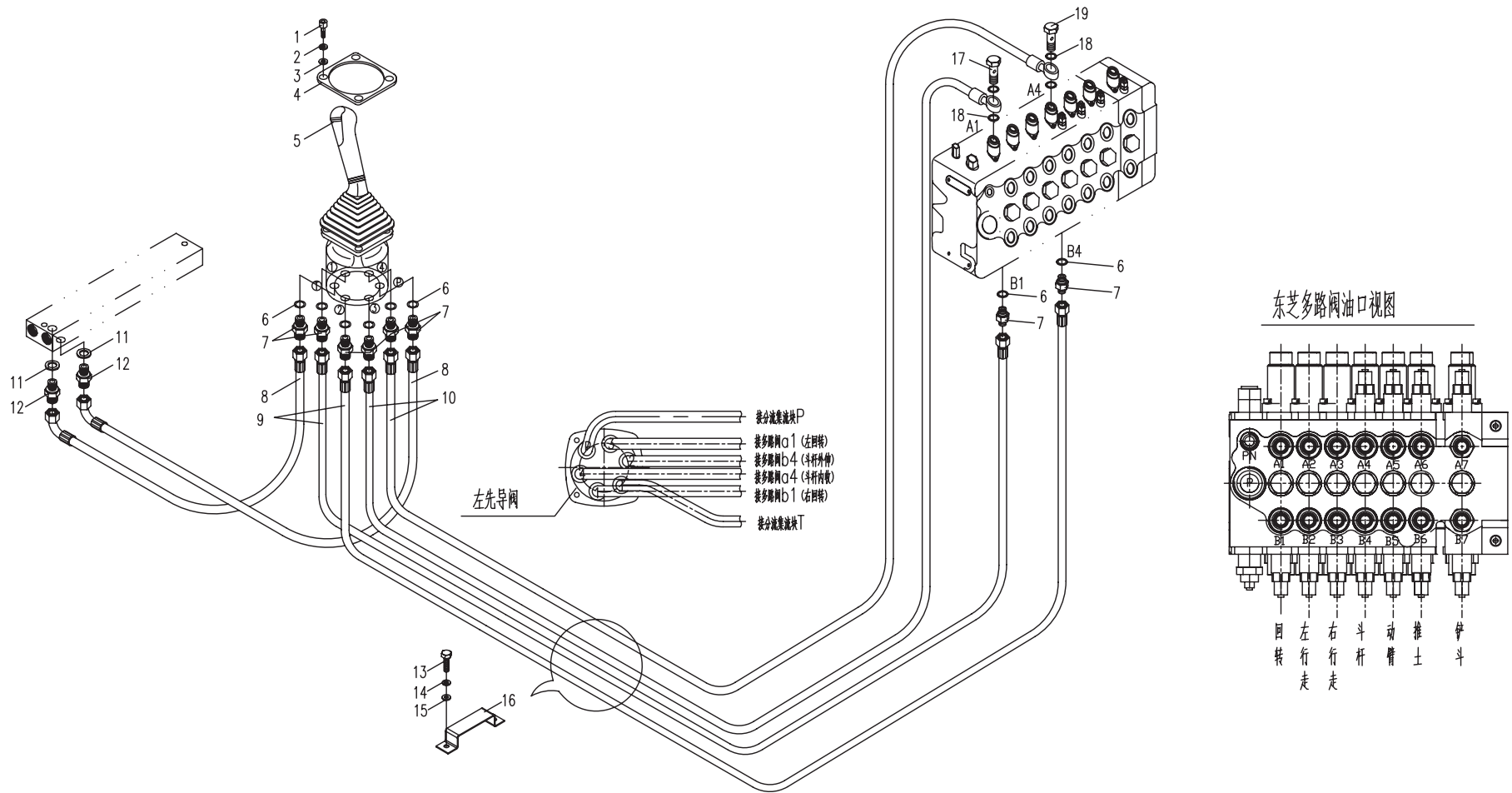
HYDRAULIC SYSTEM FOR PILOT CONTROL-HYDRAULIC OIL SUPPLY AND RETURN (APPLY TO 860K13,860K14 TYPE)



85.2.1 先导控制液压系统-左操纵先导阀 (适用860K11机型) HYDRAULIC SYSTEM-LEFT PILOT VALVE CORTROL (APPLY TO 860K11 TYPE)

序号 No.	数量 Quantity	代号 Code	名称 Description		备注 Remark
1	4	M6×20 GB/T5783	六角头螺栓	Bolt	8.8-Zn.D
2	4	6 GB/T93	弹簧垫圈	Spring washer	Zn.D
3	4	6 GB/T97.1	平垫圈	Washer	Zn.D
4	1	860-0600004	压板	Press plate	
5	1	860A-8539000	左操纵先导阀	Left pilot valve	
6	8	10.8×2.4 NBR-90 ISO	O形橡胶密封圈	O seal ring	
7	8	860A-8500003	直接头	Bolt joint	
8	2	850-8541000	胶管总成	Hose assembly	
9	2	860C-8504000	胶管总成	Hose assembly	
10	2	860A-8519000	胶管总成	Hose assembly	
11	2	14 BS/A 14.7×21×1.5 ISO	组合密封垫圈	Combinatory washer	
12	2	820-8500003	直接头	Bolt joint	
13	1	M8×25 GB/T5783	六角头螺栓	Bolt	8.8-Zn.D
14	1	8 GB/T 93	弹簧垫圈	Spring washer	Zn.D
15	1	8 GB/T 97.1	平垫圈	Washer	Zn.D
16	1	860L-8500002	固定弯板 II	Clamp II	
17	1	820-8500001	铰接螺栓	Check bolt	
18	4	820-8500002	密封垫	Pressurize mat	
19	1	820-8559000A	单向节流阀	Throttle	

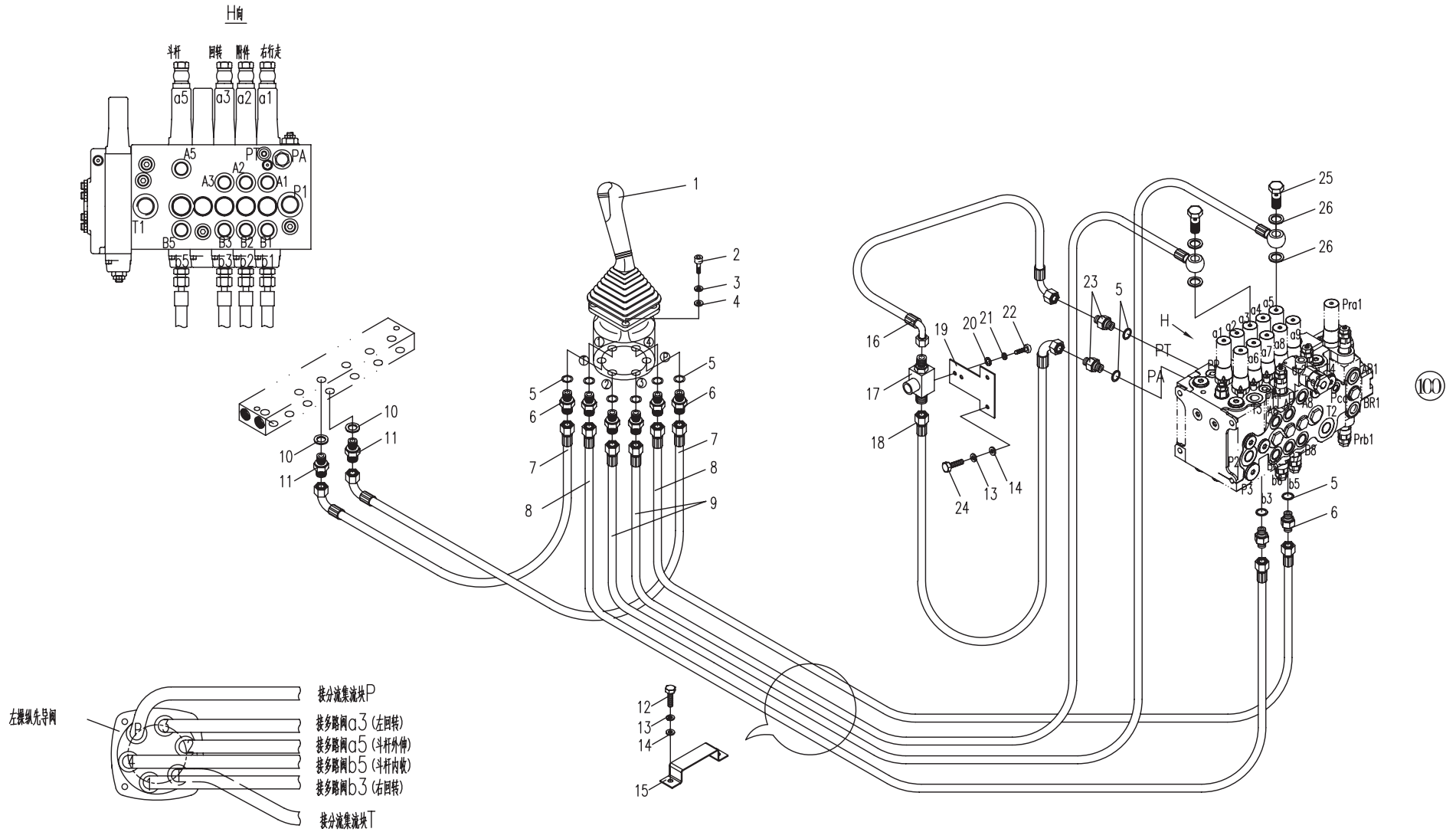
85.2.1 先导控制液压系统-左操纵先导阀 (适用860K11机型) HYDRAULIC SYSTEM-LEFT PILOT VALVE CONTROL (APPLY TO 860K11 TYPE)



85.2.2 先导控制液压系统-左操纵先导阀 (适用860K12机型) HYDRAULIC SYSTEM-LEFT PILOT VALVE CORTROL (APPLY TO 860K12 TYPE)

序号 No.	数量 Quantity	代号 Code	名称 Description		备注 Remark
1	1	860A-8539000	左操纵先导阀	Left pilot valve	
2	4	M6x20 GB/T5783	六角头螺栓	Bolt	8.8-Zn.D
3	4	6 GB/T93	弹簧垫圈	Spring washer	Zn.D
4	4	6 GB/T97.1	平垫圈	Washer	Zn.D
5	8	10.8x2.4 NBR-90 ISO	O形橡胶密封圈	O seal ring	
6	8	860A-8500003	直接头	Bolt joint	
7	2	850-8541000	胶管总成	Hose assembly	
8	2	860C-8504000	胶管总成	Hose assembly	
9	2	860A-8519000	胶管总成	Hose assembly	
10	2	14 BS/A 14.7x21x1.5 ISO	组合密封垫圈	Combinatory washer	
11	2	820-8500003	直接头	Bolt joint	
12	2	M8x25 GB/T5783	六角头螺栓	Bolt	8.8-Zn.D
13	4	8 GB/T93	弹簧垫圈	Spring washer	Zn.D
14	4	8 GB/T97.1	平垫圈	Washer	Zn.D
15	2	860L-8500001	固定弯板	Clamp	
16	1	830D-8507000	胶管总成	Hose assembly	
17	1	890-8504300	梭阀	Changeover valve	
18	1	830-8506000	胶管总成	Hose assembly	
19	1	860L-8500004	梭阀支架	Bracket	
20	2	5 GB/T97.1	平垫圈	Washer	Zn.D
21	2	5 GB/T93	弹簧垫圈	Spring washer	Zn.D
22	2	M5X25 GB/T5783	六角头螺栓	Bolt	8.8-Zn.D
23	2	855-7500002	直接头	Bolt joint	
24	2	M8x25 GB/T5783	六角头螺栓	Bolt	8.8-Zn.D
25	2	820-8500001	铰接螺栓	Check bolt	
26	4	820-8500002	密封垫	Pressurize mat	

85.2.2 先导控制液压系统-左操纵先导阀 (适用860K12机型) HYDRAULIC SYSTEM-LEFT PILOT VALVE CONTROL (APPLY TO 860K12 TYPE)

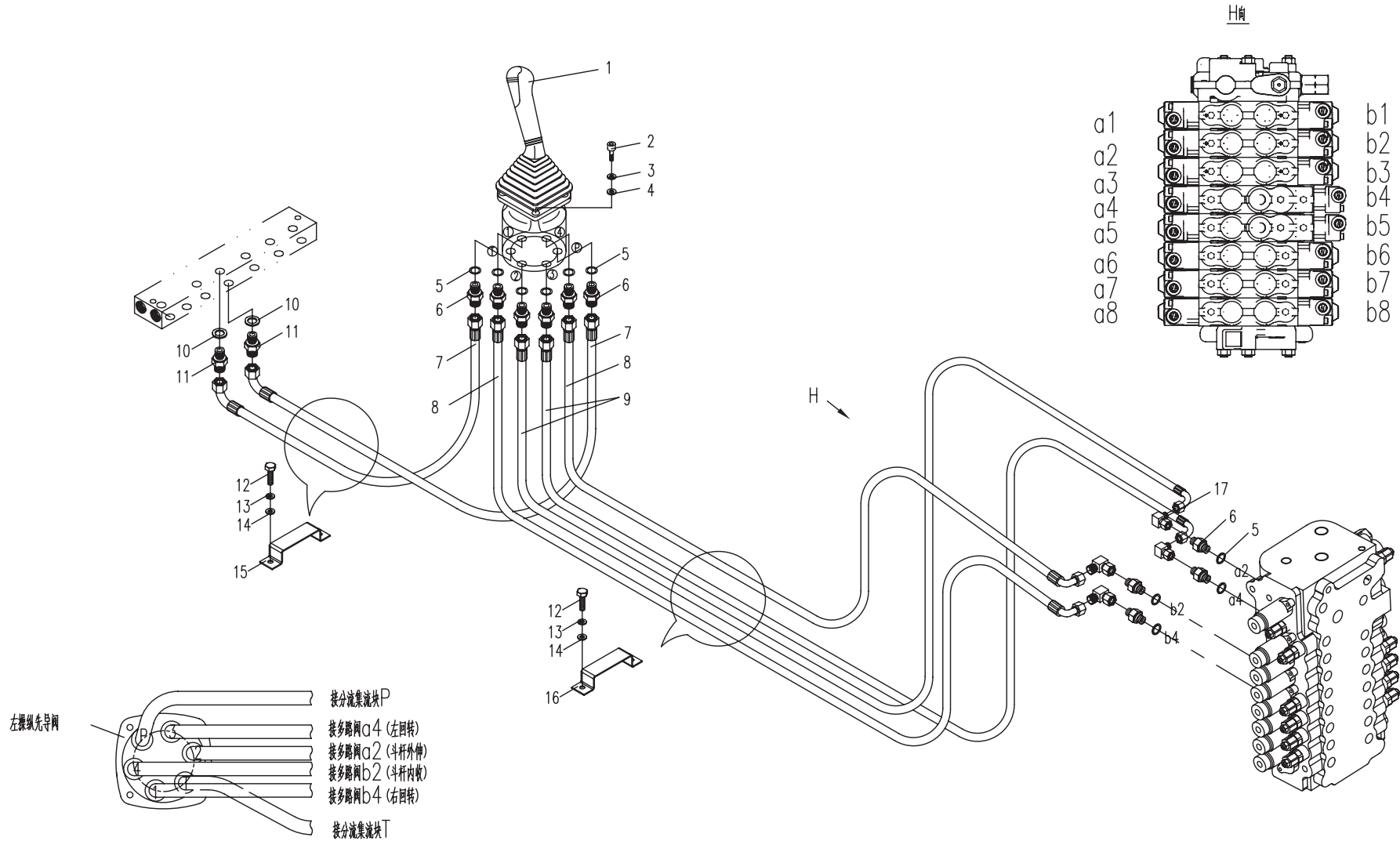


85.2.3 先导控制液压系统-左操纵先导阀(适用860K13,860K14机型)HYDRAULIC SYSTEM-LEFT PILOT VALVE CONTROL (APPLY TO 860K13,860K14 TYPE)

序号 No.	数量 Quantity	代号 Code	名称 Description		备注 Remark
1	1	860A-8539000	左操纵先导阀	Left pilot valve	
2	4	M6×20 GB/T5783	六角头螺栓	Bolt	8.8-Zn.D
3	4	6 GB/T93	弹簧垫圈	Spring washer	Zn.D
4	4	6 GB/T97.1	平垫圈	Washer	Zn.D
5	10	10.8×2.4 NBR-90 ISO	O形橡胶密封圈	O seal ring	
6	10	860A-8500003	直接头	Bolt joint	
7	2	850-8541000	胶管总成	Hose assembly	
8	2	855-8533000	胶管总成	Hose assembly	
9	2	820-8539000	胶管总成	Hose assembly	
10	2	14 BS/A 14.7x21x1.5 ISO	组合密封垫圈	Combinatory washer	
11	2	820-8500003	直接头	Bolt joint	
12	4	M8×25 GB/T5783	六角头螺栓	Bolt	8.8-Zn.D
13	4	8 GB/T93	弹簧垫圈	Spring washer	Zn.D
14	4	8 GB/T97. 1	平垫圈	Washer	Zn.D
15	1	860L-8500001	固定弯板	Clamp	
16	1	860L-8500002	固定弯板 II	Clamp II	
17	4	810M-0500002	直角接头	Square joint	

85.2.3 先导控制液压系统-左操纵先导阀(适用860K13,860K14机型)

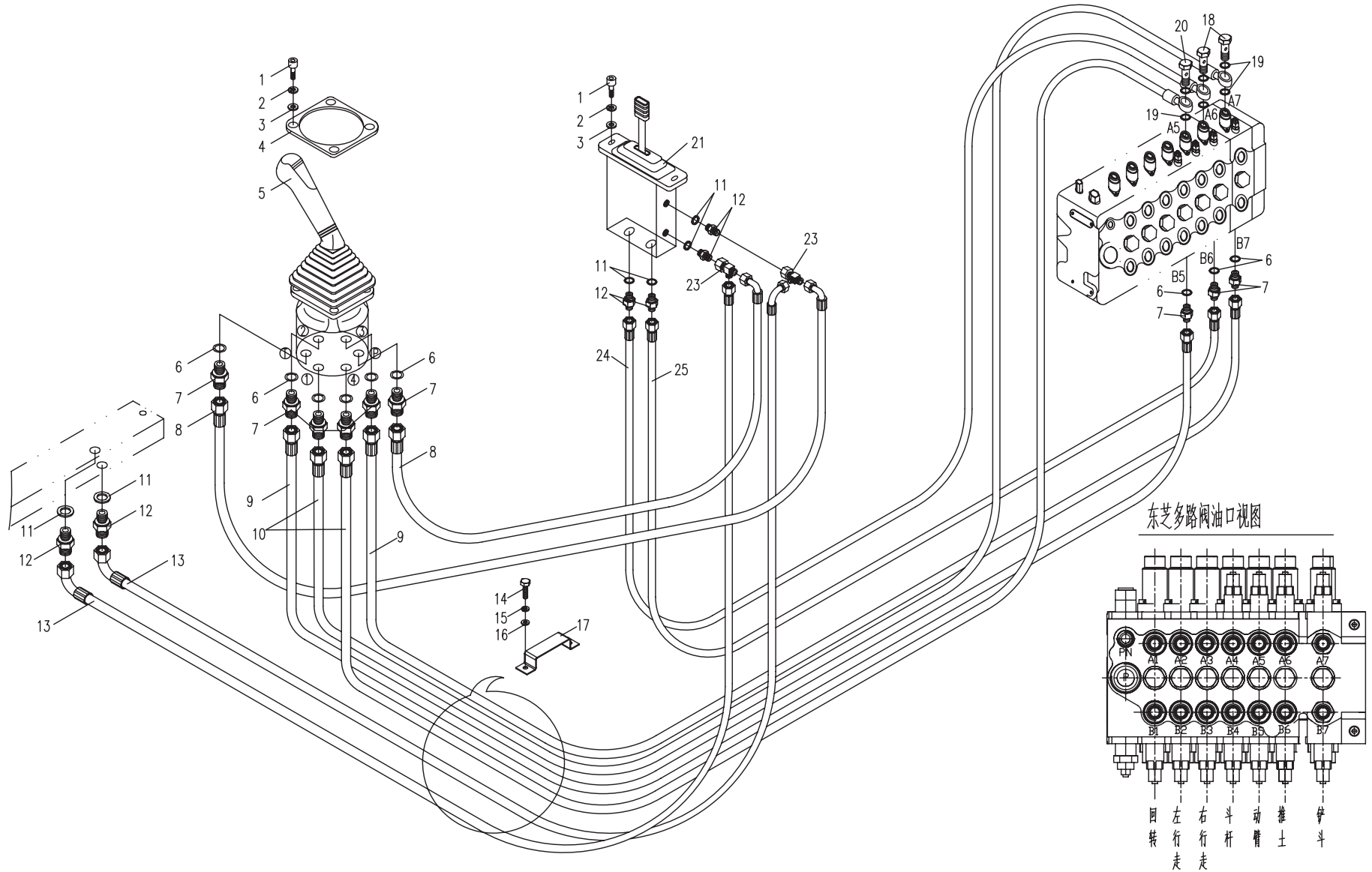
HYDRAULIC SYSTEM-LEFT PILOT VALVE CONTROL (APPLY TO 860K13,860K14 TYPE)



85.3.1 先导控制液压系统-右操纵先导阀(适用860K11机型)HYDRAULIC SYSTEM-RIGHT PILOT VALVE CONTROL (APPLY TO 860K11 TYPE)

序号 No.	数量 Quantity	代号 Code	名称 Description		备注 Remark
1	4	M6×20 GB/T5783	六角头螺栓	Bolt	8.8-Zn.D
2	4	6 GB/T93	弹簧垫圈	Spring washer	Zn.D
3	4	6 GB/T97.1	平垫圈	Washer	Zn.D
4	1	860-0600004	压板	Press plate	
5	1	860A-8538000	右操纵先导阀	Right pilot valve	
6	8	10.8×2.4 NBR-90 ISO	O形橡胶密封圈	O seal ring	
7	8	860A-8500003	直接头	Bolt joint	
8	2	870-8536000	胶管总成	Hose assembly	
9	2	860A-8516000	胶管总成	Hose assembly	
10	2	860A-8517000	胶管总成	Hose assembly	
11	2	14 BS/A 14.7×21×1.5 ISO	组合密封垫圈	Combinatory washer	
12	2	820-8500003	直接头	Bolt joint	
13	2	860A-8537800	胶管总成	Hose assembly	
14	1	M8×25 GB/T5783	六角头螺栓	Bolt	8.8-Zn.D
15	1	8 GB/T 93	弹簧垫圈	Spring washer	Zn.D
16	1	8 GB/T 97.1	平垫圈	Washer	Zn.D
17	1	860L-8500003	固定弯板III	Clamp	
18	2	820-8500001	铰接螺栓	Check bolt	
19	6	820-8500002	密封垫	Pressurize mat	
20	1	820-8556000A	单向节流阀	Throttle	
21	1	T0301-11000	推土先导阀	Pilot valve	
23	2	870-8500003	三通接头	Tee joint	
24	1	860A-8535400	胶管总成	Hose assembly	
25	1	860A-8535500	胶管总成	Hose assembly	

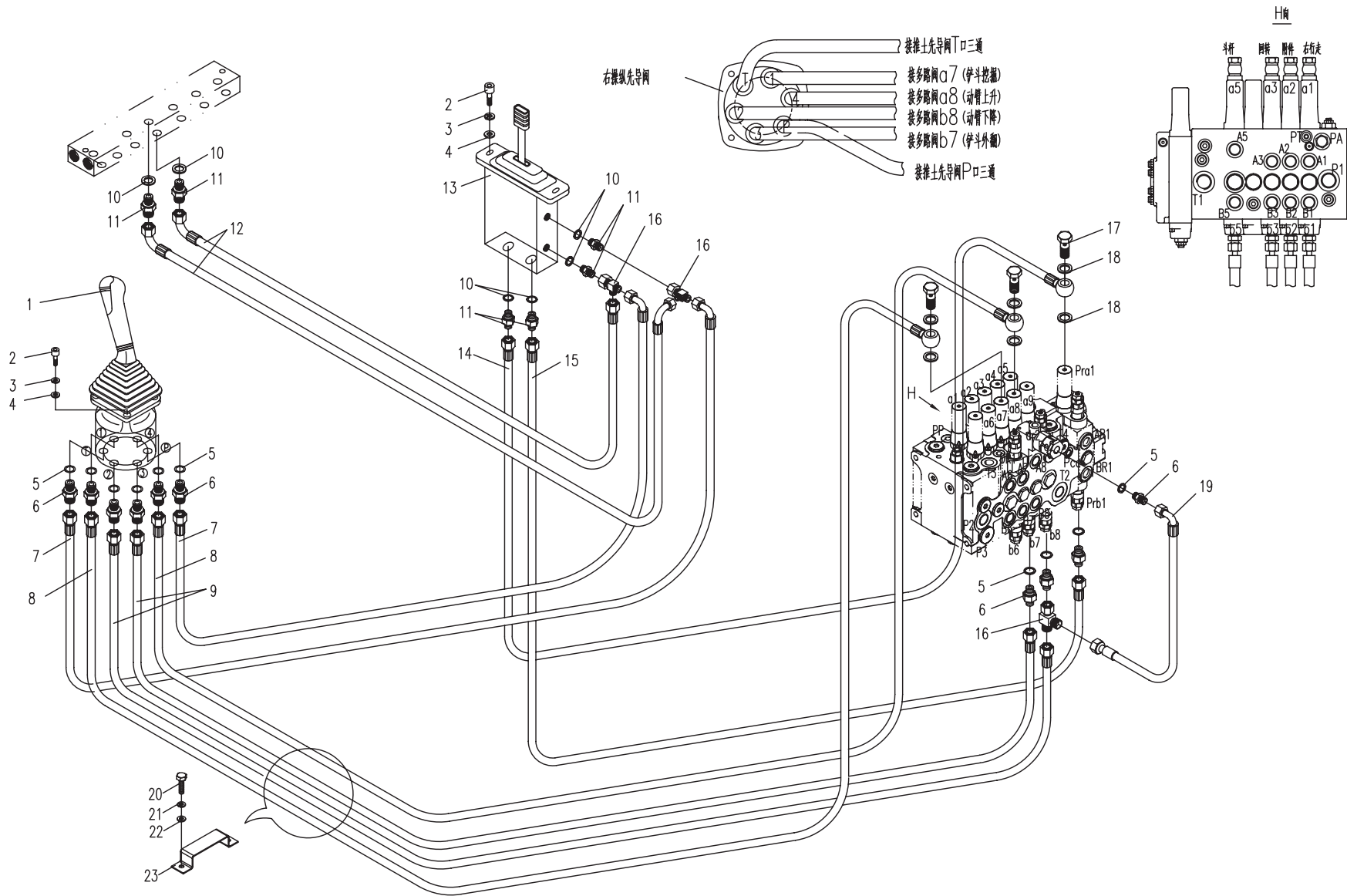
85.3.1 先导控制液压系统-右操纵先导阀(适用860K11机型)HYDRAULIC SYSTEM-RIGHT PILOT VALVE CONTROL (APPLY TO 860K11 TYPE)



85.3.2 先导控制液压系统-右操纵先导阀(适用860K12机型)HYDRAULIC SYSTEM-RIGHT PILOT VALVE CONTROL (APPLY TO 860K12 TYPE)

序号 No.	数量 Quantity	代号 Code	名称 Description		备注 Remark
1	1	860A-8538000	右操纵先导阀	Right pilot valve	
2	6	M6x20 GB/T5783	六角头螺栓	Bolt	8.8-Zn.D
3	6	6 GB/T93	弹簧垫圈	Spring washer	Zn.D
4	6	6 GB/T97.1	平垫圈	Washer	Zn.D
5	6	10.8x2.4 NBR-90 ISO	O形橡胶密封圈	O seal ring	
6	6	860A-8500003	直接头	Bolt joint	
7	2	870-8536000	胶管总成	Hose assembly	
8	2	860A-8517000	胶管总成	Hose assembly	
9	2	860A-8516000	胶管总成	Hose assembly	
10	2	14 BS/A 14.7x21x1.5 ISO	组合密封垫圈	Combinatory washer	
11	2	820-8500003	直接头	Bolt joint	
12	2	850-8535000	胶管总成	Hose assembly	
13	1	T0301-11000	推土先导阀	Pilot valve	
14	1	860A-8535400	胶管总成	Hose assembly	
15	1	860A-8535500	胶管总成	Hose assembly	
16	3	870-8500003	三通接头	Tee joint	
17	3	820-8500001	铰接螺栓	Check bolt	
18	6	820-8500002	密封垫	Pressurize mat	
19	1	870-8537000	胶管总成	Hose assembly	
20	1	M8x25 GB/T5783	六角头螺栓	Bolt	8.8-Zn.D
21	1	8 GB/T93	弹簧垫圈	Spring washer	Zn.D
22	1	8 GB/T97.1	平垫圈	Washer	Zn.D
23	1	860L-8500001	固定弯板	Clamp	

85.3.2 先导控制液压系统-右操纵先导阀(适用860K12机型)HYDRAULIC SYSTEM-RIGHT PILOT VALVE CONTROL (APPLY TO 860K12 TYPE)

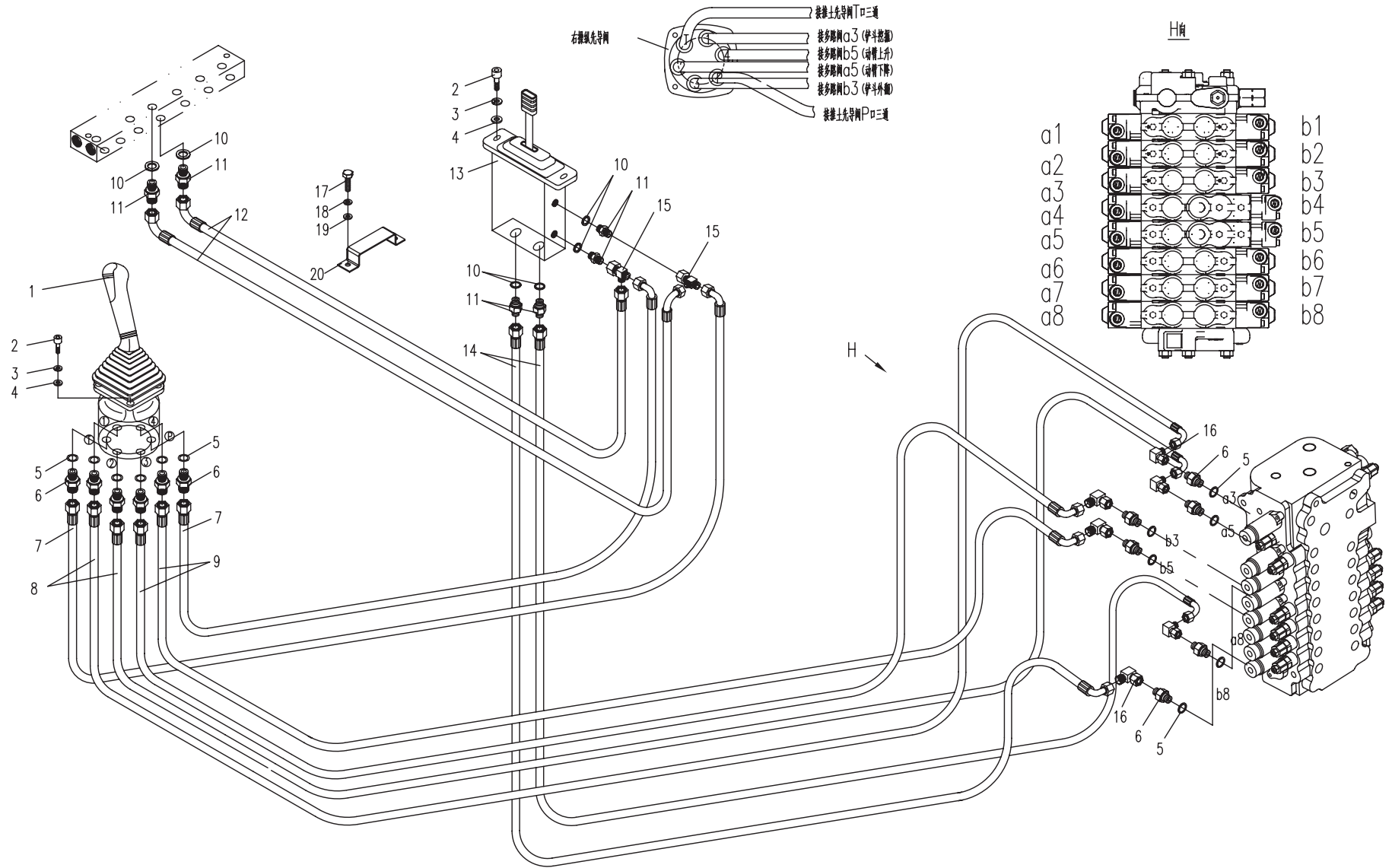


85.3.3 先导控制液压系统-右操纵先导阀(适用860K13,860K14机型)HYDRAULIC SYSTEM-RIGHT PILOT VALVE CONTROL(APPLY TO 860K13,860K14 TYPE)

序号 No.	数量 Quantity	代号 Code	名称 Description		备注 Remark
1	1	860A-8538000	右操纵先导阀	Right pilot valve	
2	6	M6×20 GB/T5783	六角头螺栓	Bolt	8.8-Zn.D
3	6	6 GB/T93	弹簧垫圈	Spring washer	Zn.D
4	6	6 GB/T97.1	平垫圈	Washer	Zn.D
5	12	10.8x2.4 NBR-90 ISO	O形橡胶密封圈	O seal ring	
6	12	860A-8500003	直接头	Bolt joint	
7	2	870-8536000	胶管总成	Hose assembly	
8	2	870-7509000	胶管总成	Hose assembly	
9	2	855-8522000	胶管总成	Hose assembly	
10	2	14 BS/A 14.7x21x1.5 ISO	组合密封垫圈	Combinatory washer	
11	2	820-8500003	直接头	Bolt joint	
12	2	860A-8537800	胶管总成	Hose assembly	
13	1	T0301-11000	推土先导阀	Pilot valve	
14	2	850-8538000	胶管总成	Hose assembly	
15	2	870-8500003	三通接头	Tee joint	
16	6	810M-0500002	直角接头	Square joint	
17	1	M8×25 GB/T5783	六角头螺栓	Bolt	8.8-Zn.D
18	1	8 GB/T93	弹簧垫圈	Spring washer	Zn.D
19	1	8 GB/T97.1	平垫圈	Washer	Zn.D
20	1	860L-8500001	固定弯板	Clamp	

85.3.3 先导控制液压系统-右操纵先导阀(适用860K13,860K14机型)

)HYDRAULIC SYSTEM-RIGHT PILOT VALVE CONTROL(APPLY TO 860K13,860K14 TYPE)



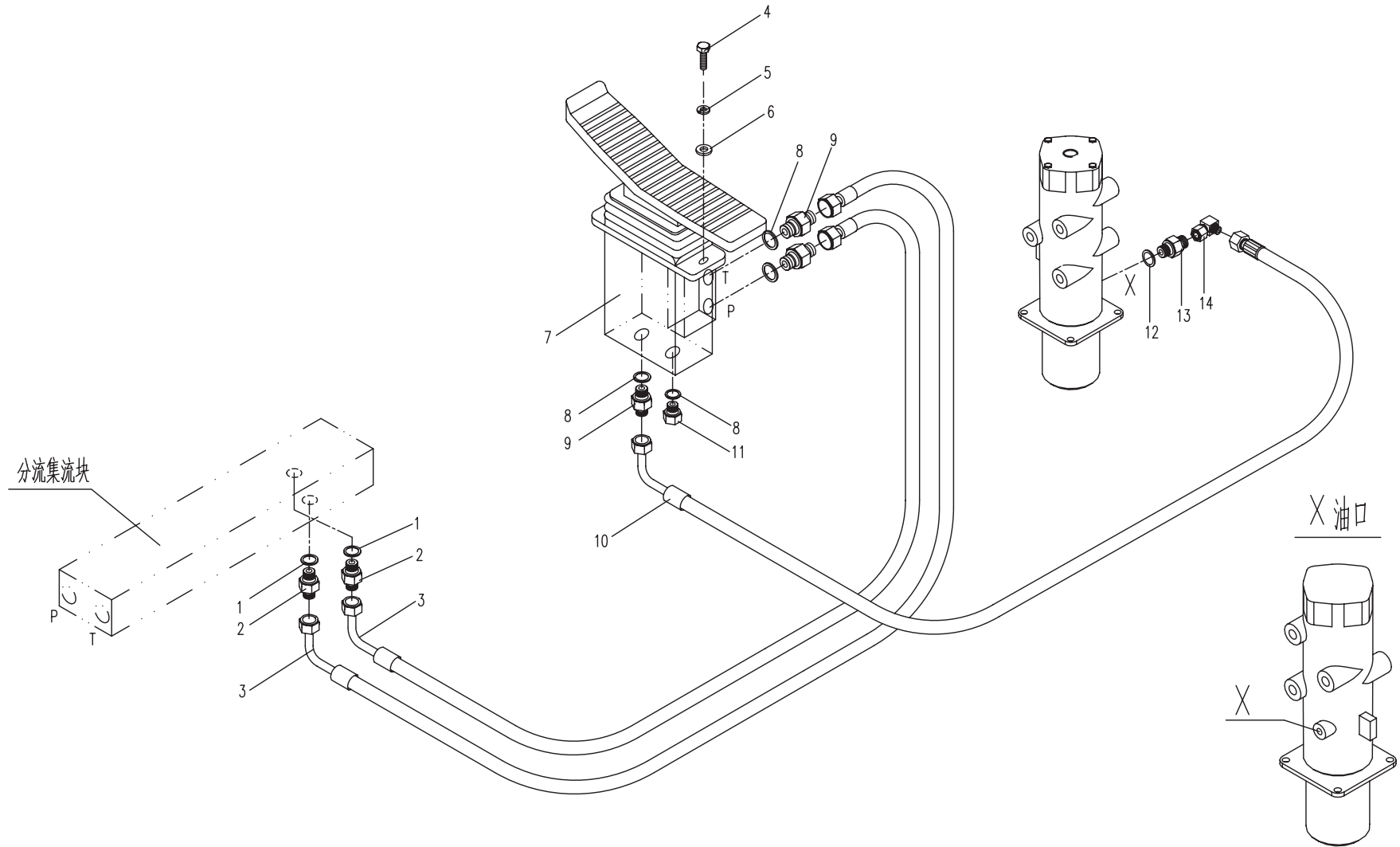
85.4.1 先导控制液压系统-踏板先导阀 (适用860K11,860K12,860K13,860K14机型)

HYDRAULIC SYSTEM-SPEEDUP PILOT VALVE CONTROL (APPLY TO 860K11,860K12,860K13,860K14 TYPE)

序号 No.	数量 Quantity	代号 Code	名称 Description	备注 Remark	
1	2	14 BS/A 14.7x21x1.5 ISO	组合密封垫圈	Combinatory washer	
2	2	820-8500003	直接头	Bolt joint	
3	2	860A-8537600	胶管总成	Hose assembly	
4	2	M8×25 GB/T5783	六角头螺栓	Bolt	8.8-Zn.D
5	2	8 GB/T93	弹簧垫圈	Spring washer	Zn.D
6	2	8 GB/T 97.1	平垫圈	Washer	Zn.D
7	1	860A-8537500	踏板先导阀	Speedup pilot valve	
8	4	10.8x2.4 NBR-90 ISO	O形橡胶密封圈	O seal ring	
9	3	860A-8500003	直接头	Bolt joint	
10	1	870-8534000A	胶管总成	Hose assembly	
11	1	860A-8537001	堵头	Plug	
12	1	11.2x2.65 NBR-90 ISO	O形橡胶密封圈	O seal ring	
13	1	860-8500002	直接头	Bolt	
14	1	810M-0500002	直角接头	Square joint	

85.4.1 先导控制液压系统-踏板先导阀 (适用860K11,860K12,860K13,860K14机型)

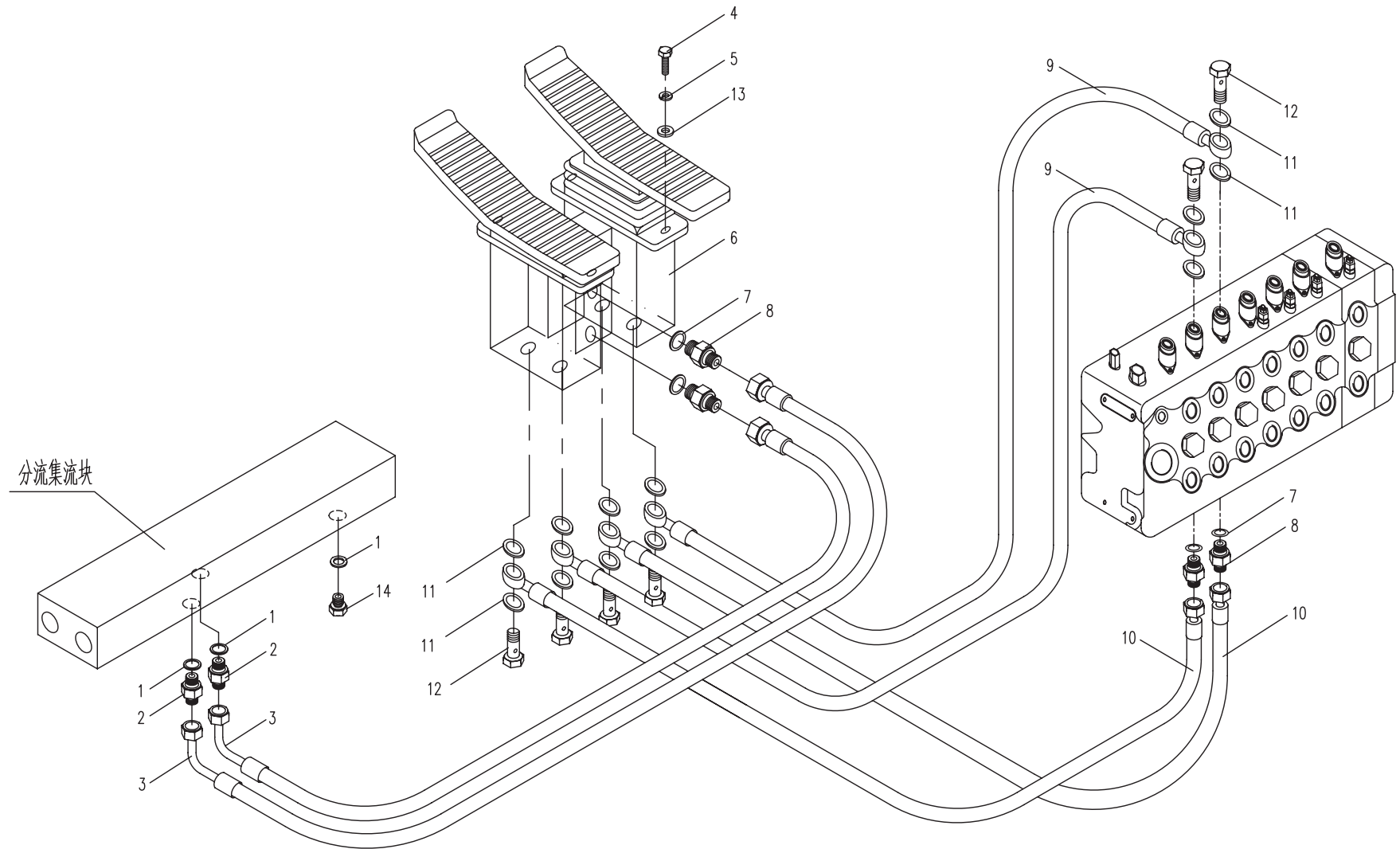
HYDRAULIC SYSTEM-SPEEDUP PILOT VALVE CONTROL (APPLY TO 860K11,860K12,860K13,860K14 TYPE)



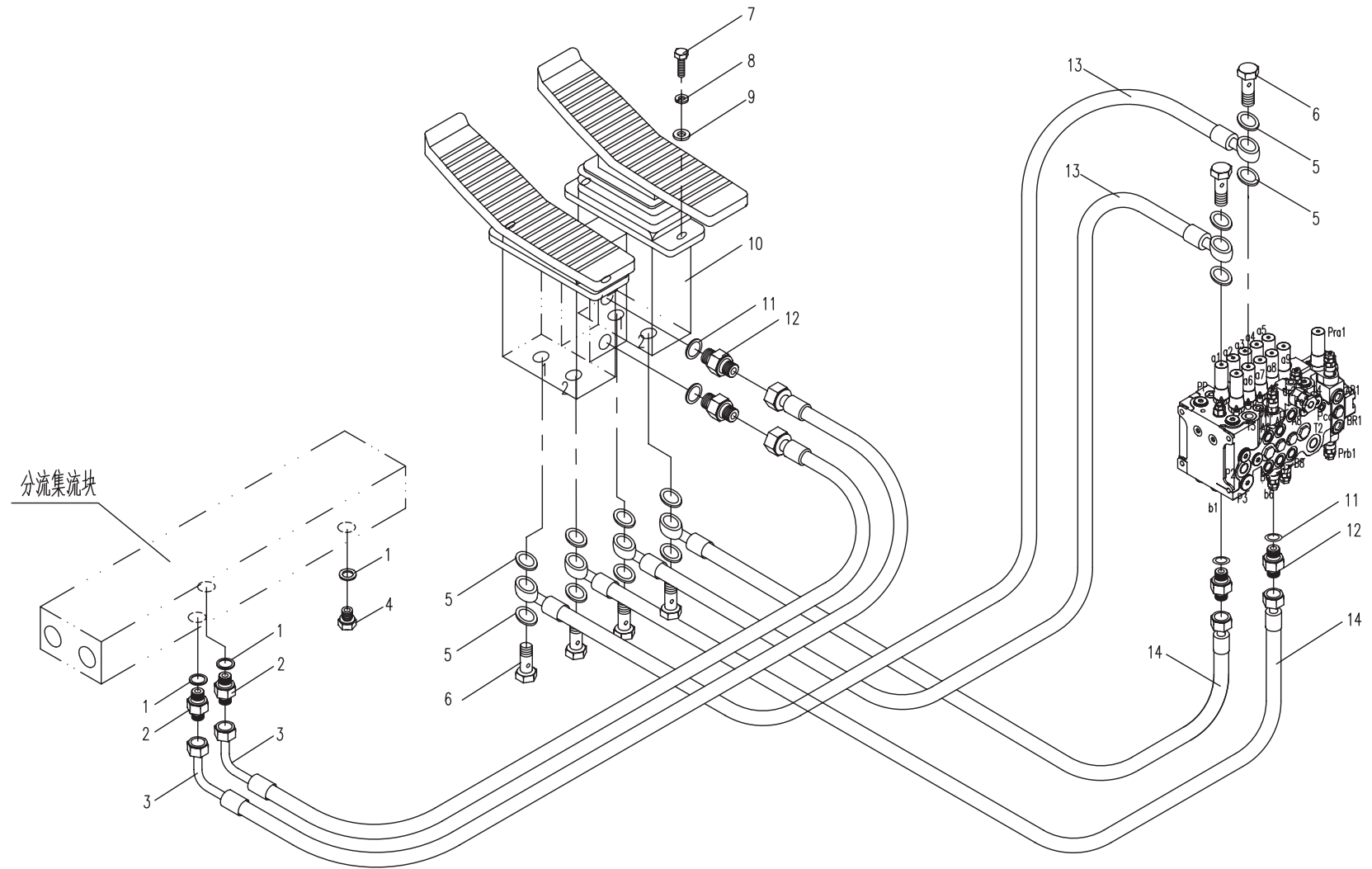
85.5.1 先导控制液压系统-行走先导阀 (适用860K11机型) HYDRAULIC SYSTEM-TRAVEL PILOT VALVE CORTROL (APPLY TO 860K11 TYPE)

序号 No.	数量 Quantity	代号 Code	名称 Description		备注 Remark
1	5	14 BS/A 14.7×21×1.5 ISO	组合密封垫圈	Combinatory washer	
2	2	820-8500003	直接头	Bolt joint	
3	2	860A-8537200	胶管总成	Hose assembly	
4	4	M8×25 GB/T5783	六角头螺栓	Bolt	8.8-Zn.D
5	4	8 GB/T93	弹簧垫圈	Spring washer	Zn.D
6	1	860A-8537100	行走先导阀	Travel valve	
7	4	10.8×2.4 NBR-90	O形橡胶密封圈	O seal ring	
8	4	860A-8500003	直接头	Bolt joint	
9	2	860A-8537300	胶管总成	Hose assembly	
10	2	860A-8537400	胶管总成	Hose assembly	
11	12	820-8500002	密封垫	Washer	
12	6	820-8500001	铰接螺栓	Bolt	
13	4	8 GB/T 97.1	平垫圈	Washer	Zn.D
14	3	830-8500001	堵头	Plug	

85.5.1 先导控制液压系统-行走先导阀 (适用860K11机型) HYDRAULIC SYSTEM-TRAVEL PILOT VALVE CORTROL (APPLY TO 860K11 TYPE)

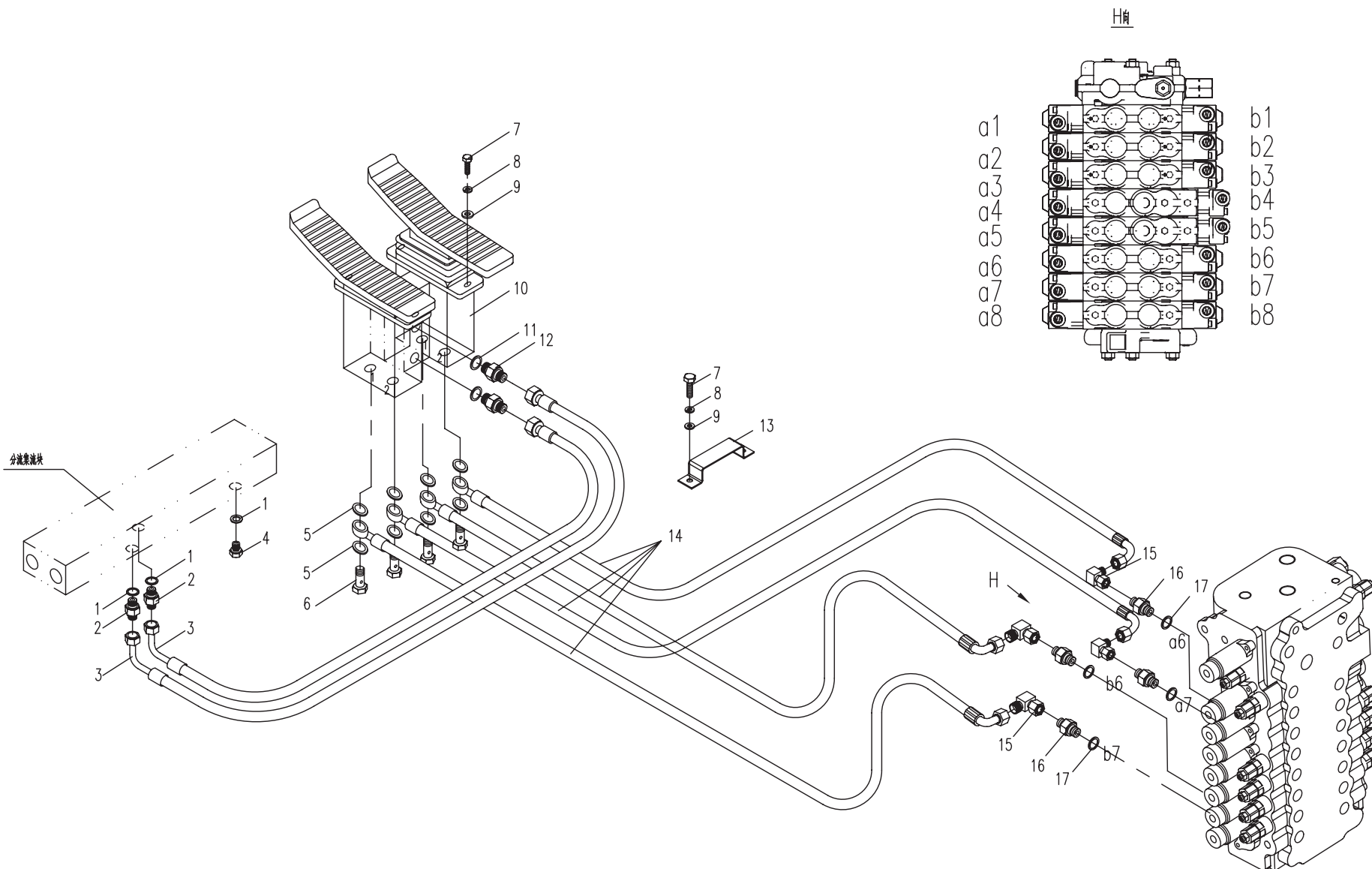


85.5.2 先导控制液压系统-行走先导阀 (适用860K12机型) HYDRAULIC SYSTEM-TRAVEL PILOT VALVE CORTROL (APPLY TO 860K12 TYPE)



85.5.3 先导控制液压系统-行走先导阀 (适用860K13,860K14机型)

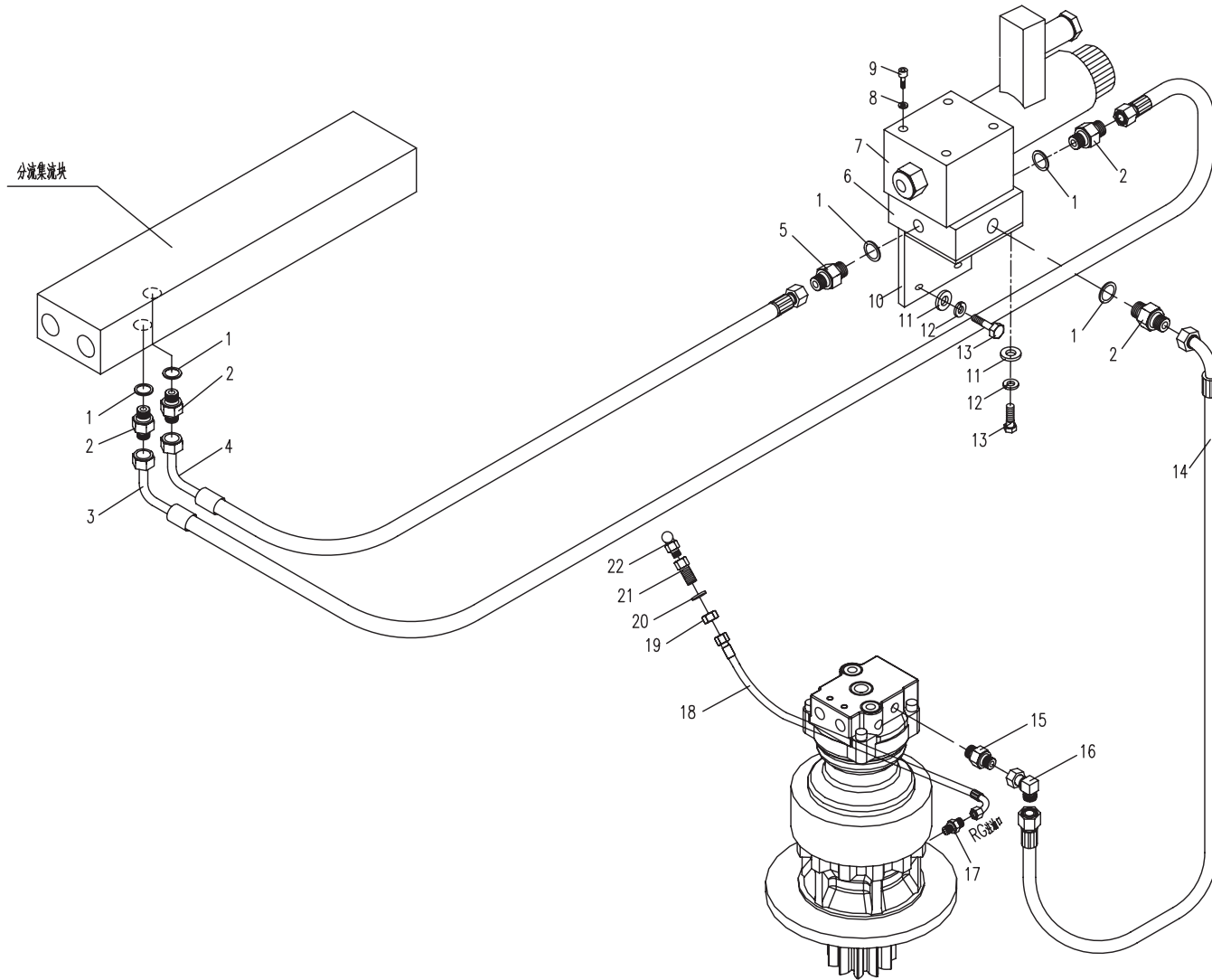
HYDRAULIC SYSTEM-TRAVEL PILOT VALVE CONTROL (APPLY TO 860K13,860K14 TYPE)



85.6.1 先导控制液压系统-电磁阀控制 (适用860K11机型) HYDRAULIC SYSTEM-SOLENOID VALVE CONTROL (APPLY TO 860K11 TYPE)

序号 No.	数量 Quantity	代号 Code	名称 Description		备注 Remark
1	5	14 BS/A 14.7×21×1.5 ISO	组合密封垫圈	Combinatory washer	
2	2	820-8500003	直接头	Bolt joint	
3	1	850-8514000	胶管总成	Hose assembly	
4	1	870-8506000A	胶管总成	Hose assembly	
5	3	820-8500004	直接头	Bolt joint	
6	1	T0307-01000	阀块	Valve	
7	1	T0309-03000	电磁阀	Magnet valve	
8	4	5 GB/T93	弹簧垫圈	Spring washer	Zn.D
9	4	M5×50 GB/T70.1	内六角圆柱头螺钉	Bolt	8.8-Zn.D
10	1	860A-8560001	电磁阀支架	Bracket	
11	4	8 GB/T 97.1	平垫圈	Washer	Zn.D
12	4	8 GB/T 93	弹簧垫圈	Spring washer	Zn.D
13	4	M8×25 GB/T5783	六角头螺栓	Bolt	8.8-Zn.D
14	1	860A-7508000	胶管总成	Hose assembly	
15	1	801-0500003	直接头	Bolt joint	
16	1	810M-0500003	90° 弯接头	90° joint	
17	1	860-8500012	直接头	Bolt joint	
18	1	820-0205100	连接管	Hose assembly	
19	1	M10×1 GB/T6170	1型六角螺母	Nut	8-Zn.D
20	1	10 GB/T97.1	平垫圈	Washer	Zn.D
21	1	820-0205001	油杯接头	Joint	
22	1	M10×1 JB/T7940.1	直通式压注油杯	Grease cup	Zn.D

85.6.1 先导控制液压系统-电磁阀控制 (适用860K11机型) HYDRAULIC SYSTEM-SOLENOID VALVE CONTROL (APPLY TO 860K11 TYPE)

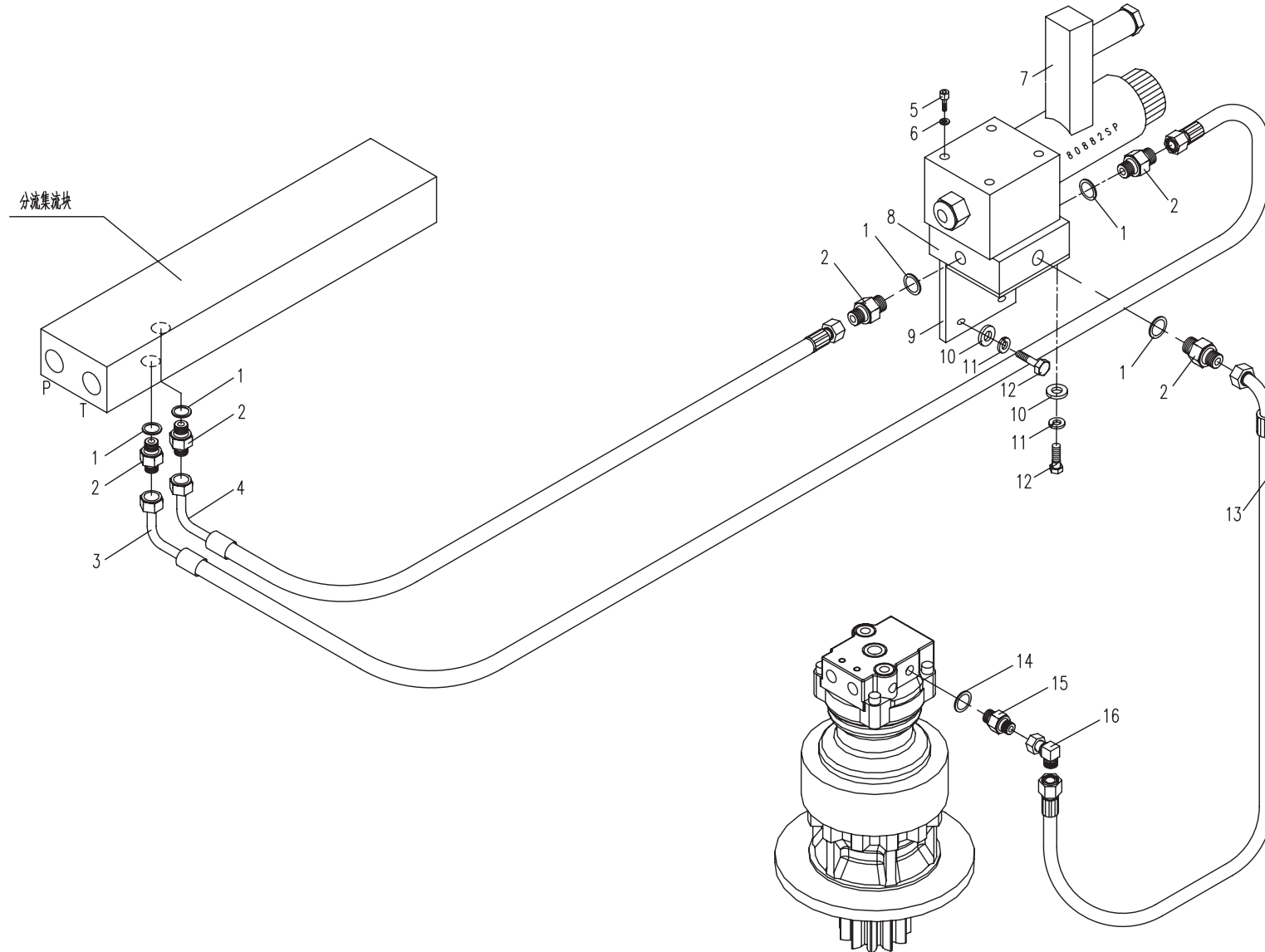


85.6.2 先导控制液压系统-电磁阀控制(适用860K12,860K13机型) HYDRAULIC SYSTEM-SOLENOID VALVE CONTROL(APPLY TO 860K12,860K13 TYPE)

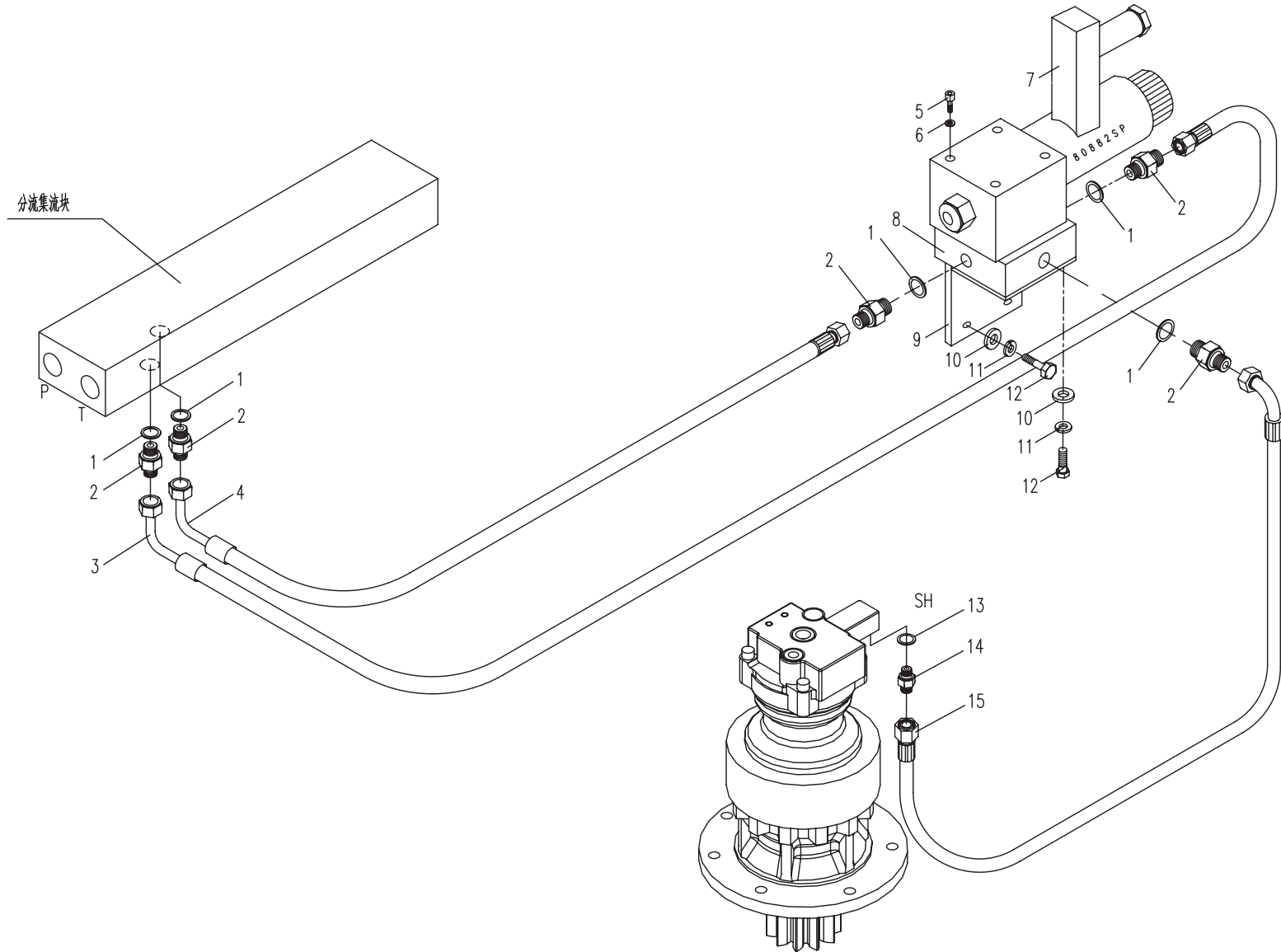
序号 No.	数量 Quantity	代号 Code	名称 Description		备注 Remark
1	5	14 BS/A 14.7x21x1.5 ISO	组合密封垫圈	Combinatory washer	
2	5	820-8500004	直接头	Bolt joint	
3	1	850-8514000	胶管总成	Hose assembly	
4	1	870-8506000A	胶管总成	Hose assembly	
5	4	M5×50 GB/T70.1	内六角圆柱头螺钉	Bolt	8.8-Zn.D
6	4	5 GB/T93	弹簧垫圈	Spring washer	Zn.D
7	1	T0309-03000	电磁阀	Solenoid valve	ARGO (电压12V)
8	1	T0307-01000	阀块	Valve	
9	1	860A-8560001	电磁阀支架	Bracket	
10	4	8 GB/T 97.1	平垫圈	Washer	Zn.D
11	4	8 GB/T 93	弹簧垫圈	Spring washer	Zn.D
12	4	M8×25 GB/T5783	六角头螺栓	Bolt	8.8-Zn.D
13	1	860A-7508000	胶管总成	Hose assembly	
14	1	855-7500002	直接头	Bolt joint	
15	1	810M-0500003	直角接头	Bolt joint	
16	1	10.8x2.4 NBR-90 ISO	O形橡胶密封圈	O seel ring	

85.6.2 先导控制液压系统-电磁阀控制(适用860K12,860K13机型)

HYDRAULIC SYSTEM-SOLENOID VALVE CONTROL(APPLY TO 860K12,860K13 TYPE)



85.6.3 先导控制液压系统-电磁阀控制(适用860K14机型) HYDRAULIC SYSTEM-SOLENOID VALVE CONTROL(APPLY TO 860K14 TYPE)



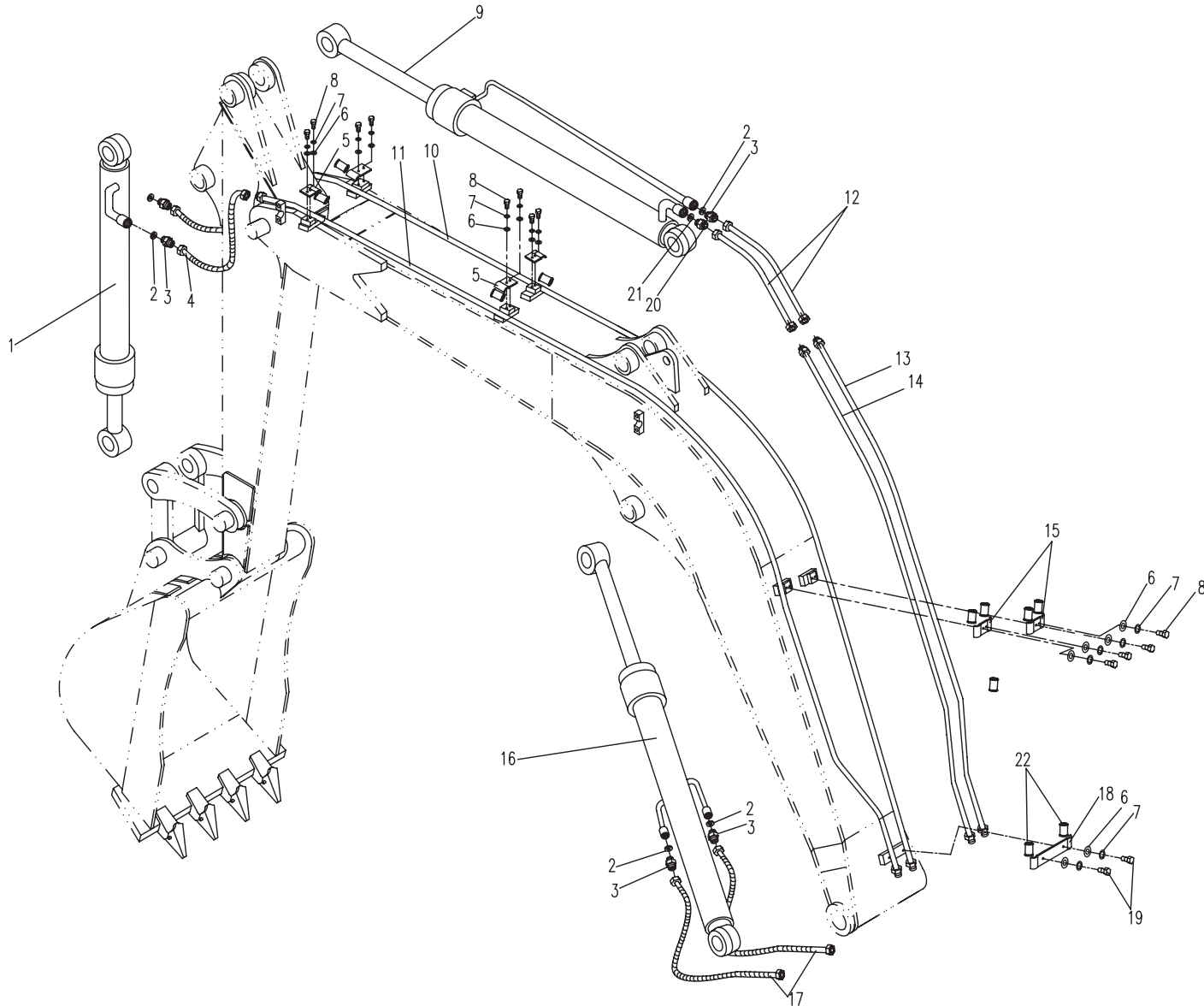
95.1.1 工作装置液压系统1 (适用860K11,860K12,860K13,860K14机型)

HYDRAULIC SYSTEM FOR WORKING EQUIPMENT 1 (APPLY TO 860K11,860K12,860K13,860K14 TYPE)

序号 No.	数量 Quantity	代号 Code	名称 Description		备注 Remark
1	1	860A-9511000	铲斗油缸总成	Bucket cylinder	韩国东洋
	1	860-9551000	铲斗油缸总成	Bucket cylinder	无锡恒立
2	5	17.8×2.4 NBR-90 ISO	O形橡胶密封圈	O seal ring	
3	5	860A-0500003	直接头	Bolt joint	
4	2	860A-9505000	胶管总成	Rubber pipe assembly	
5	6	860A-9500001	管夹	Pipe clamp	
6	14	10 GB/T97.1	平垫圈	Washer	Zn.D
7	14	10 GB/T 93	弹簧垫圈	Spring washer	Zn.D
8	12	M10×25 GB/T5783	六角头螺栓	Bolt	8.8-达克罗
9	1	860A-9514000	斗杆油缸总成	Arm cylinder	韩国东洋
	1	860-9561000	斗杆油缸总成	Arm cylinder	无锡恒立
10	2	860A-9507000A	钢管总成	Steel pipe assembly	
11	2	860A-9521000A	钢管总成	Steel pipe assembly	
12	2	860A-9506000	胶管总成	Rubber pipe assembly	
13	1	860A-9522000	钢管总成	Steel pipe assembly	适用860K11, 860K12
	1	860K-9502000	钢管总成	Steel pipe assembly	适用860K13, 860K14
14	1	860A-9523000	钢管总成	Steel pipe assembly	适用860K11, 860K12
	1	860K-9501000	钢管总成	Steel pipe assembly	适用860K13, 860K14
15	2	860A-9500002	管夹	Pipe clamp	
16	1	860A-9512000	动臂油缸总成	Boom cylinder	韩国东洋
	1	860-9571000	动臂油缸总成	Boom cylinder	无锡恒立
17	2	860A-9513000	胶管总成	Rubber pipe assembly	
18	1	860A-9500007B	管夹	Pipe clamp	
19	2	M10×30 GB/T5783	六角头螺栓	Bolt	8.8-达克罗
20	1	23.39×3.53 NBR-90 ISO	O形橡胶密封圈	O seal ring	
21	1	860A-0500001	直接头	Bolt joint	
22	12	850C-9500004	橡胶套I	Rubber sleeve I	

95.1.1 工作装置液压系统1 (适用860K11,860K12,860K13,860K14机型)

HYDRAULIC SYSTEM FOR WORKING EQUIPMENT 1 (APPLY TO 860K11,860K12,860K13,860K14 TYPE)



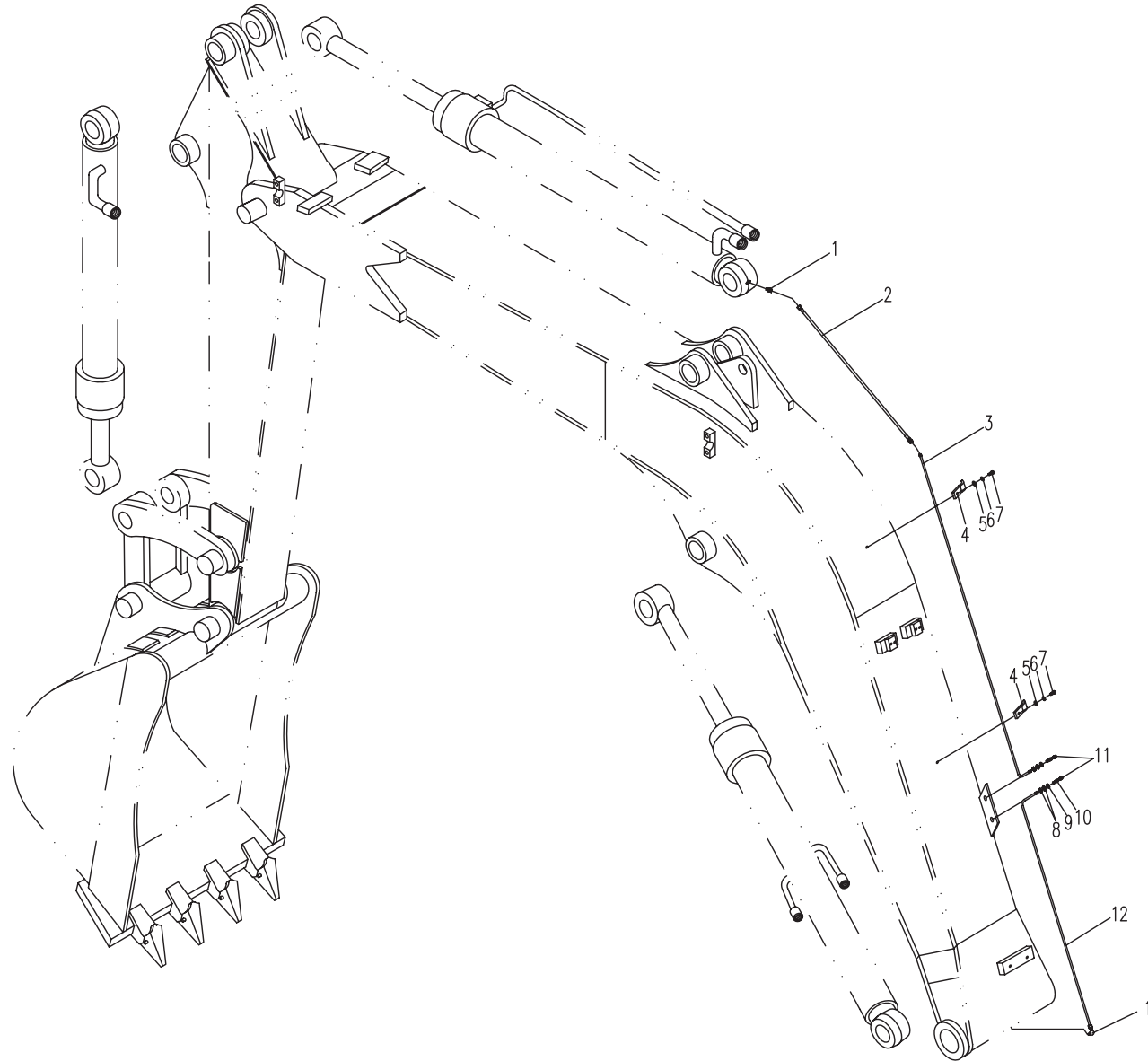
95.2.1 工作装置液压系统2 (适用860K11,860K12,860K13,860K14机型)

HYDRAULIC SYSTEM FOR WORKING EQUIPMENT 2 (APPLY TO 860K11,860K12,860K13,860K14 TYPE)

序号 No.	数量 Quantity	代号 Code	名称 Description		备注 Remark
1	2	801-0500027	直角接头	Joint	
2	1	860-9518000	连接管	Rubber pipe assembly	
3	1	860A-9517000	黄油管	Rubber pipe assembly	
4	2	860-9500011	管夹	Pipe clamp	
5	2	6 GB/T 97.1	平垫圈	Washer	
6	2	6 GB/T 93	弹簧垫圈	Spring washer	
7	2	M6x10 GB/T5783	六角头螺栓	Bolt	
8	4	M10x1 GB/T 6171	1型六角螺母	Nut	
9	2	10 GB/T 97.1	平垫圈	Washer	
10	2	820-0205001	油杯接头	Grease cup jiont	
11	2	M10×1 JB/T7940.1	直通式压注油杯	Grease cup	
12	1	860A-9524000	黄油管	Rubber pipe assembly	

95.2.1 工作装置液压系统2 (适用860K11,860K12,860K13,860K14机型)

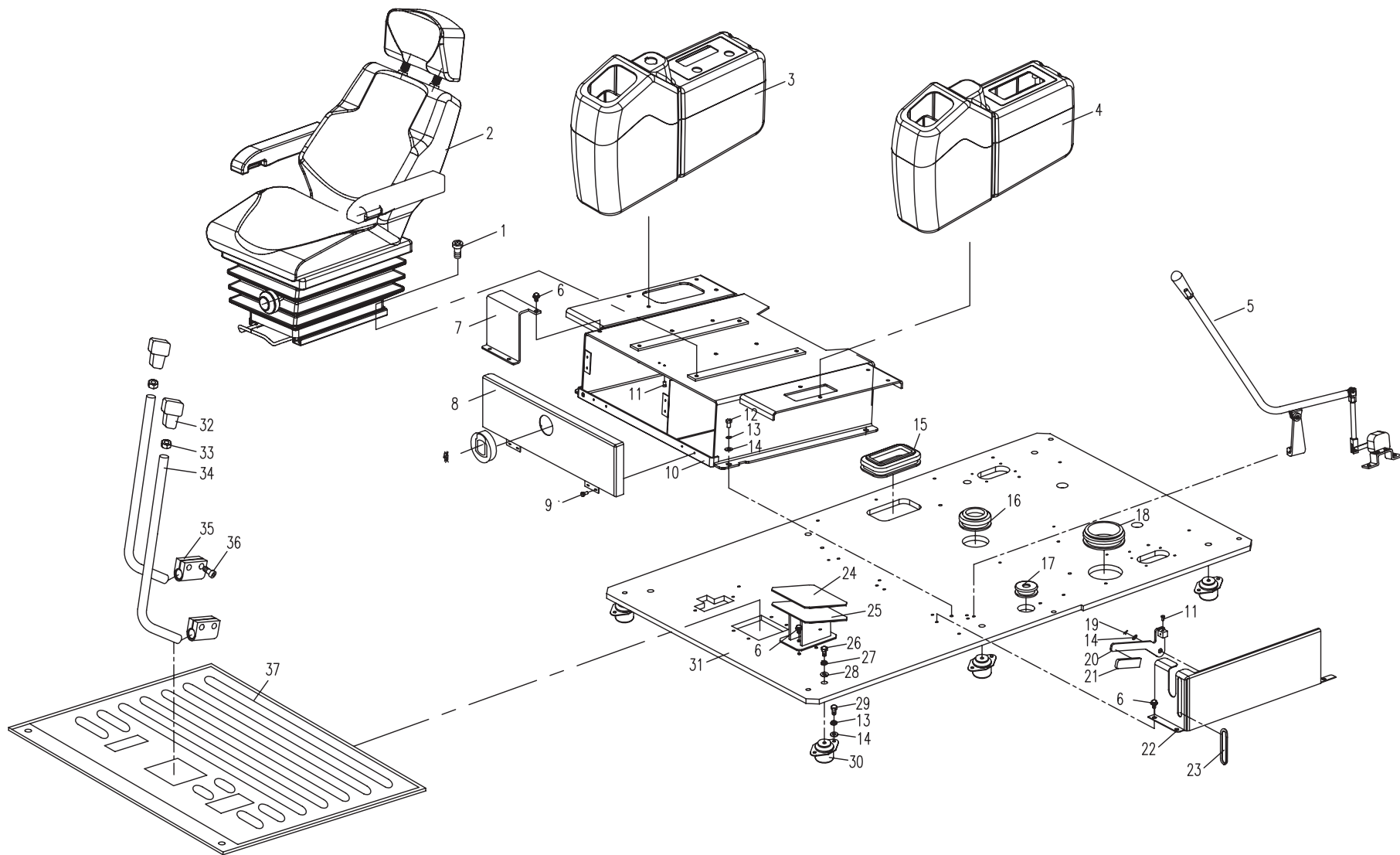
HYDRAULIC SYSTEM FOR WORKING EQUIPMENT 2 (APPLY TO 860K11,860K12,860K13,860K14 TYPE)



06.1.1 操纵机构(适用860K11,860K12,860K13,860K14 机型) CONTROL FRAMEWORK (APPLY TO 860K11,860K12,860K13,860K14 TYPE)

序号 No.	数量 Quantity	代 号 Code	名 称 Description		备 注 Remark
1	4	M8×12 GB/T70.1	内六角圆柱头螺钉	Bolt	8.8-达克罗
2	1	870-0600005	减震座椅	Seat	
3	1	860L-0603000A	右操纵箱组件	Right controlling box assembly	展开见06.2.1
4	1	860L-0604000	左操纵箱组件	Left controlling box assembly	展开见06.3.1
5	1	870-0605000	安全锁定	Safety locking	适用860K11,860K12,860K14;展开见06.4.1
		872-0601000	安全锁定	Safety locking	适用860K13;展开见06.4.2
6	8	M8×16 GB/T5789	六角法兰面螺栓	Bolt	8.8-达克罗
7	1	860E-0600003	前盖板	Front cover plate	
8	1	860L-0605000	箱盖	Box cover	
9	4	M4×12 GB/T5783	六角头螺栓	Bolt	8.8-Zn.D
10	1	860L-0602000	座架	Seat frame	
11	3	M5×12 GB/T5783	六角头螺栓	Bolt	8.8-Zn.D
12	4	M10×20 GB/T5783	六角头螺栓	Bolt	8.8-Zn.D
13	16	10 GB/T93	弹簧垫圈	Spring washer	Zn.D
14	17	10 GB/T97.1	平垫圈	Washer	Zn.D
15	1	860E-0600007	右防尘套	Right dust sleeve	
16	1	860E-0600009	中防尘套	Mid dust sleeve	
17	1	860E-0600011	前防尘套	Front dust sleeve	
18	1	860E-0600008	左防尘套	Left dust sleeve	
19	1	2.5×26 GB/T91	开口销	Cotter pin	Zn.D
20	1	860E-0605000A	手柄	Handle	
21	1	860-0700027	手柄头	Handle ball	
22	1	860E-0604000	左侧盖板	Left cover plate	
23	1	801-1500001	橡胶盖	Rubber cover	
24	1	860E-0613001	橡胶踏	Rubber footplate	
25	1	860E-0613010	脚踏座	Footplate	
26	6	M14×40 GB/T5783	六角头螺栓	Bolt	10.9-达克罗
27	6	14 GB/T93	弹簧垫圈	Spring washer	Zn.D

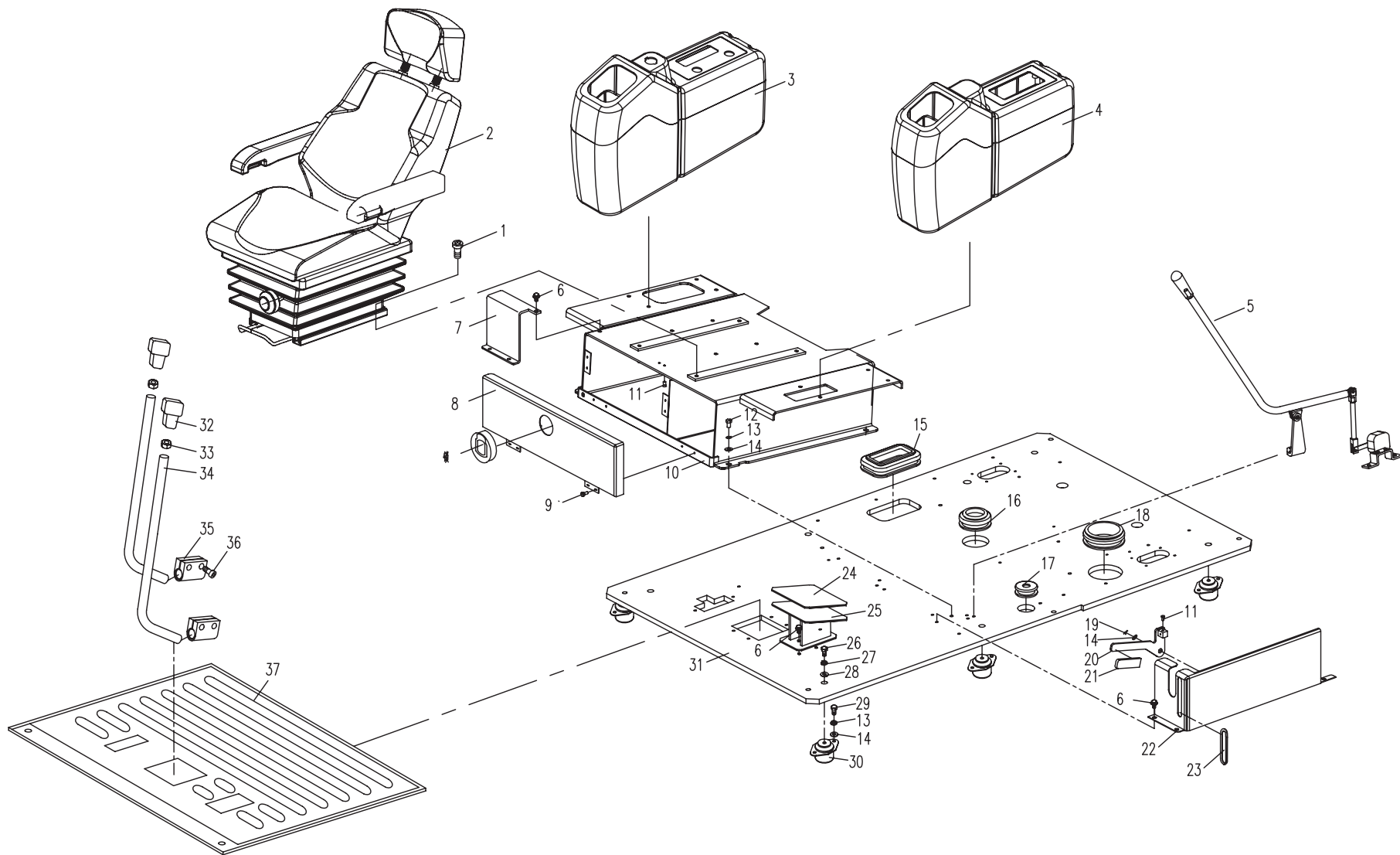
06.1.1 操纵机构(适用860K11,860K12,860K13,860K14 机型) CONTROL FRAMEWORK (APPLY TO 860K11,860K12,860K13,860K14 TYPE)



06.1.1 操纵机构(适用860K11,860K12,860K13,860K14 机型) CONTROL FRAMEWORK (APPLY TO 860K11,860K12,860K13,860K14 TYPE)

序号 No.	数量 Quantity	代号 Code	名称 Description		备注 Remark
28	6	14 GB/T97.1	平垫圈	Washer	Zn.D
29	12	M10×20 GB/T5783	六角头螺栓	Bolt	10.9-达克罗
30	6	830D-0600019A	减震器	Shock absorber	
31	1	860L-0601000	底板	Motherboard	
32	2	810-0620000A	手柄头	Handle ball	
33	2	M12 GB/T6172.1	六角薄螺母	Nut	8-Zn.D
34	2	870-0600003	行走操纵杆	Joy stick	
35	2	860-0600006	杆夹	Splint	
36	4	M10×30 GB/T70.1	内六角圆柱头螺钉	Bolt	8.8-Zn.D
37	1	860E-0612000A	地板胶	Rubber footplate	

06.1.1 操纵机构(适用860K11,860K12,860K13,860K14 机型) CONTROL FRAMEWORK (APPLY TO 860K11,860K12,860K13,860K14 TYPE)

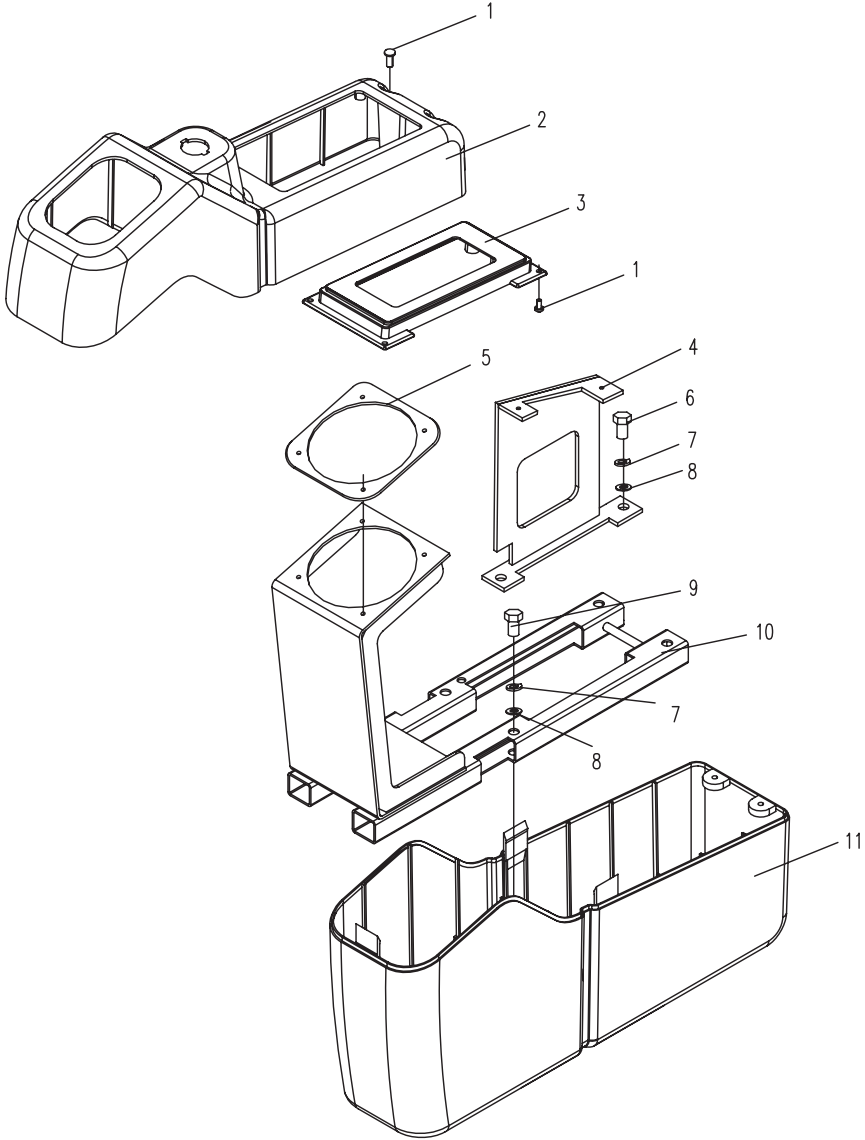


06.2.1 右操纵箱组件(适用860K11,860K12,860K13,860K14机型)

RIGHT CONTROLLING BOX SUBASSEMBLY(APPLY TO 860K11,860K12,860K13,860K14 TYPE)

序号 No.	数量 Quantity	代号 Code	名称 Description		备注 Remark
1	6	M5×10 GB/T818	十字槽盘头螺钉	Bolt	8.8-达克罗
2	1	860L-0603102	右上箱	Upper box-RH	
3	1	860L-0603103	右面板	Right panel	
4	1	860L-0603300B	安装架	Bracket	
5	2	860-0600004	压板	Press plate	
6	1	M8×16 GB/T5783	六角头螺栓	Bolt	8.8-Zn.D
7	5	8 GB/T93	弹簧垫圈	Spring washer	Zn.D
8	5	8 GB/T97.1	平垫圈	Washer	Zn.D
9	4	M8×45 GB/T5783	六角头螺栓	Bolt	8.8-Zn.D
10	1	860L-0603200B	操纵箱骨架	Bracket	
11	1	860L-0603101	下箱	Below box	

06.2.1 右操纵箱组件(适用860K11,860K12,860K13,860K14机型)
RIGHT CONTROLING BOX SUBASSEMBLY(APPLY TO 860K11,860K12,860K13,860K14 TYPE)



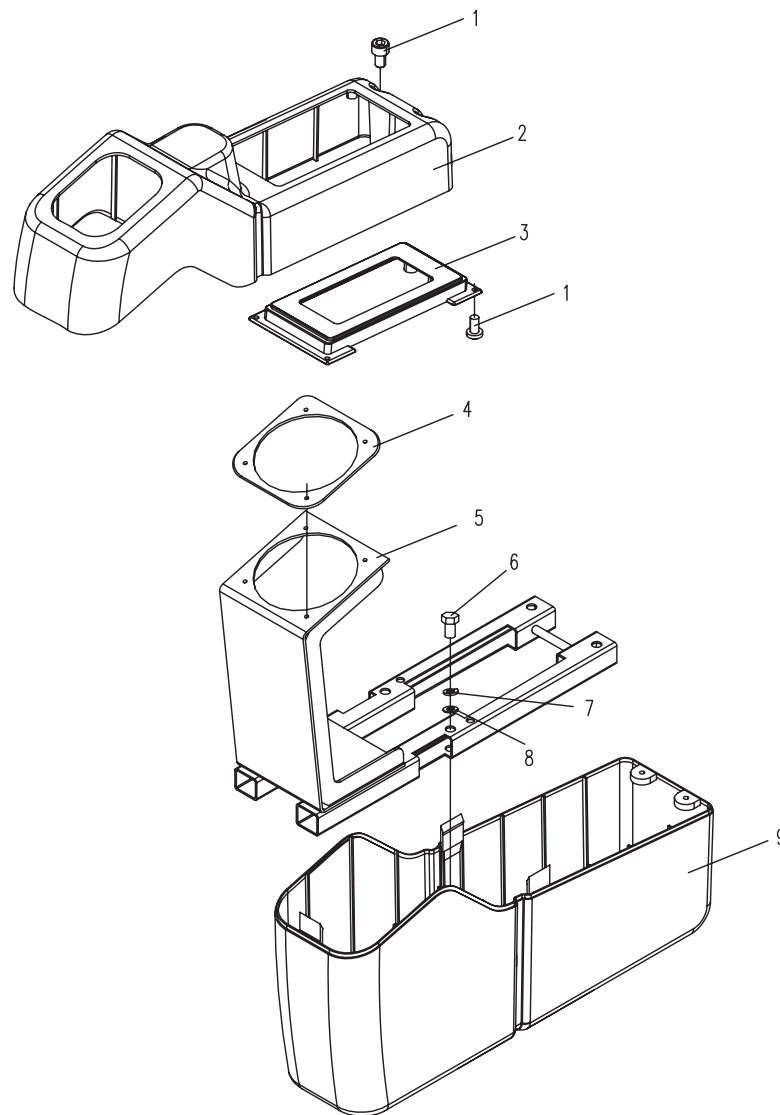
06.3.1 左操纵箱组件(适用860K11,860K12,860K13,860K14机型)

LEFT CONTROLLING BOX SUBASSEMBLY(APPLY TO 860K11,860K12,860K13,860K14 TYPE)

序号 No.	数量 Quantity	代号 Code	名称 Description		备注 Remark
1	6	M6×12 GB/T70.1	内六角圆柱头螺钉	Bolt	8.8-达克罗
2	1	860L-0604101	左上箱	Upper box-LH	
3	1	860L-0604102	左面板	Left panel	
4	2	860-0600004	压板	Press plate	
5	1	860L-0603200A	操纵箱骨架	Bracket	
6	4	M8×45 GB/T5783	六角头螺栓	Bolt	8.8-Zn.D
7	4	8 GB/T93	弹簧垫圈	Spring washer	Zn.D
8	4	8 GB/T97.1	平垫圈	Washer	Zn.D
9	1	860L-0603101	下箱	Below box	

06.3.1 左操纵箱组件(适用860K11,860K12,860K13,860K14机型)

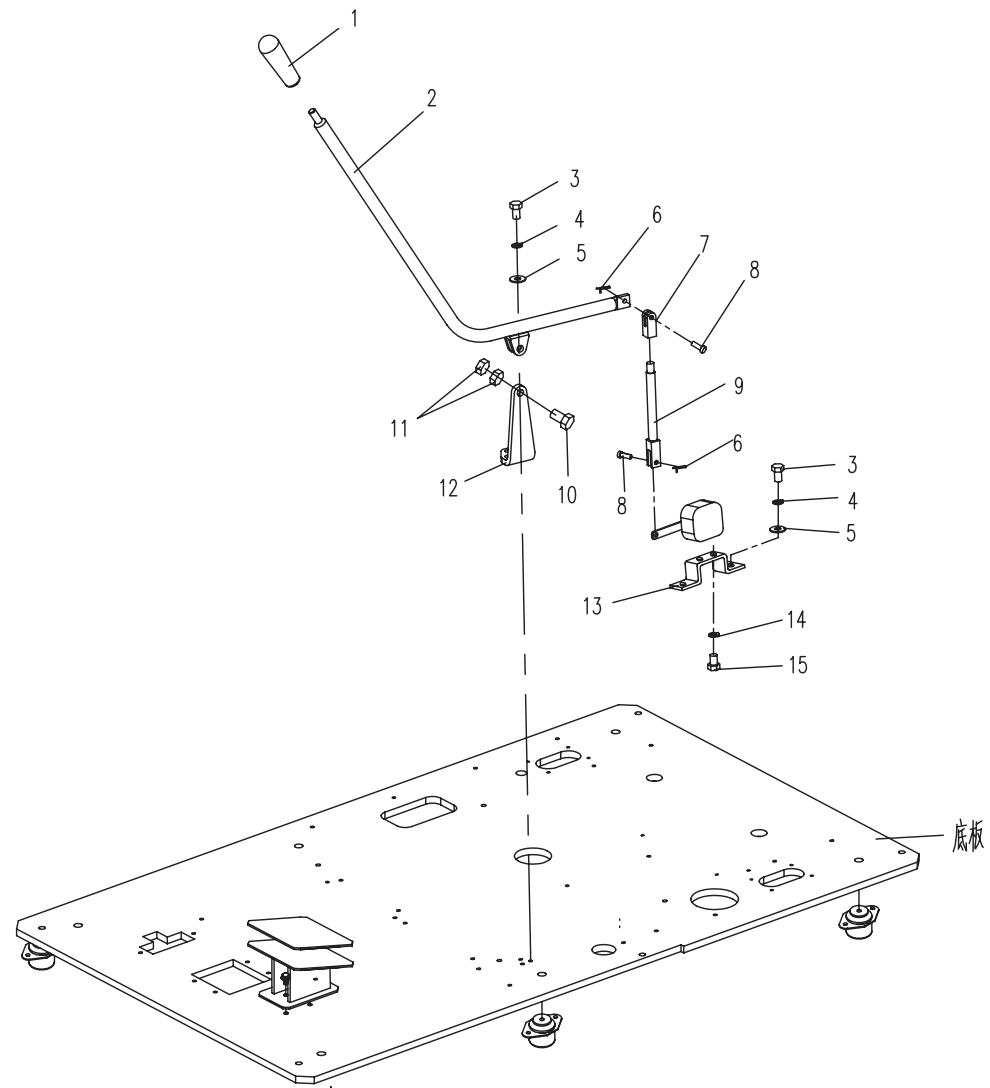
LEFT CONTROLLING BOX SUBASSEMBLY(APPLY TO 860K11,860K12,860K13,860K14 TYPE)



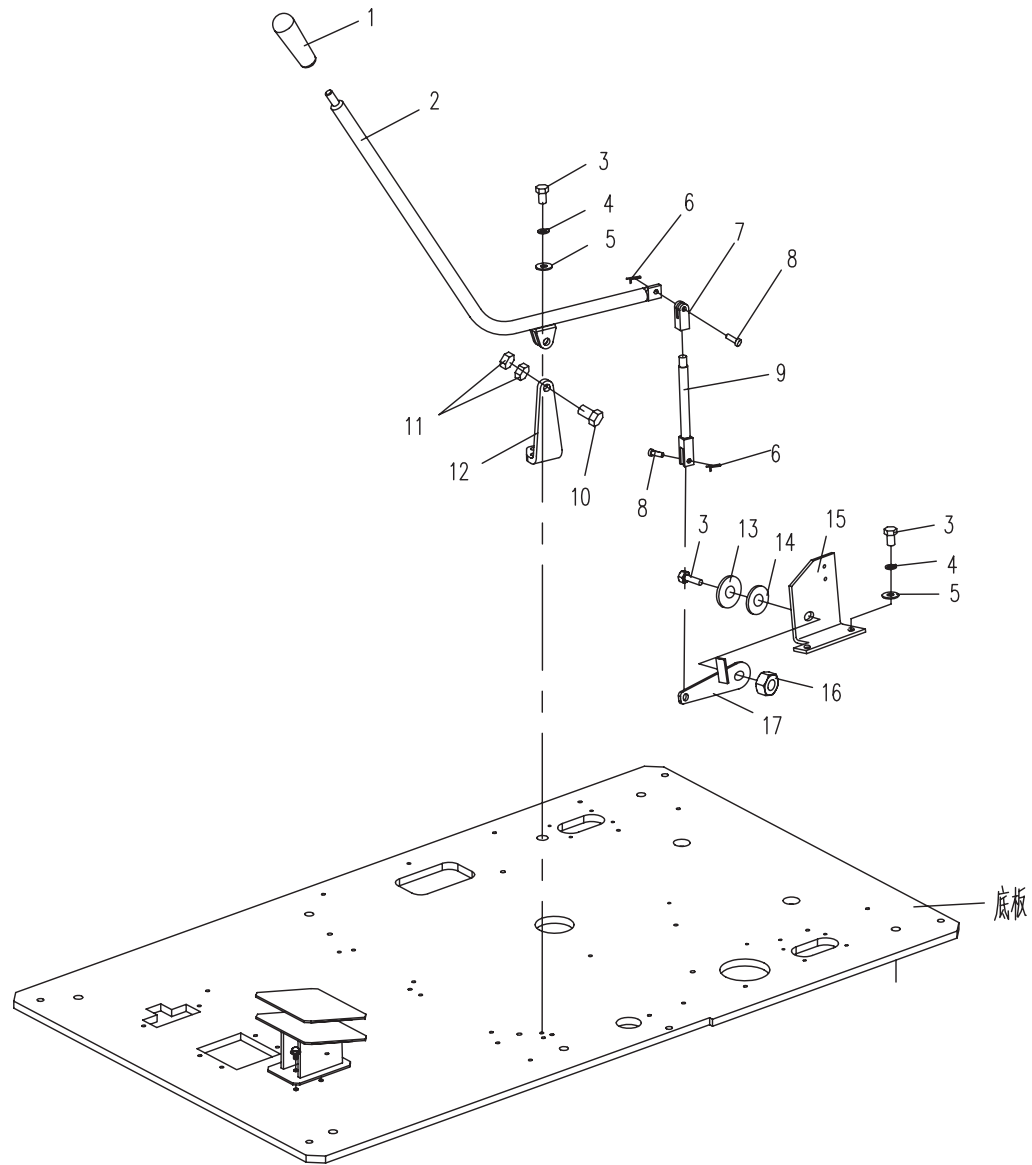
06.4.1 安全锁定（适用860K11,860K12,860K14 机型）SAFETY LOCKING(APPLY TO 860K11,860K12,860K14 TYPE)

序号 No.	数量 Quantity	代号 Code	名称 Description		备注 Remark
1	1	860-0607010	手柄头	Handle ball	
2	1	870-0605010	手柄	Handle	
3	5	M8×20 GB/T5783	六角头螺栓	Bolt	8.8-Zn.D
4	5	8 GB/T93	弹簧垫圈	Spring washer	Zn.D
5	5	8 GB/T97.1	平垫圈	Washer	Zn.D
6	2	2×14 GB/T91	开口销	Cotter pin	Zn.D
7	1	860-0607003	连接叉II	Connecting fork II	
8	2	6×20 GB/T882	销轴	Pin	Zn.D
9	1	870-0605001	连接叉	Connecting fork	
10	1	M10×40 GB/T5782	六角头螺栓	Bolt	8.8-Zn.D
11	2	M10 GB/T6170	六角螺母	Nut	8-Zn.D
12	1	870-0605003	支承板	Supporting plate	
13	1	870-0605002	支板	Bracket	
14	2	6 GB/T93	弹簧垫圈	Spring washer	Zn.D
15	2	M6×25 GB/T5783A	六角头螺栓	Bolt	8.8-Zn.D

06.4.1 安全锁定（适用860K11,860K12,860K14 机型）SAFETY LOCKING(APPLY TO 860K11,860K12,860K14 TYPE)



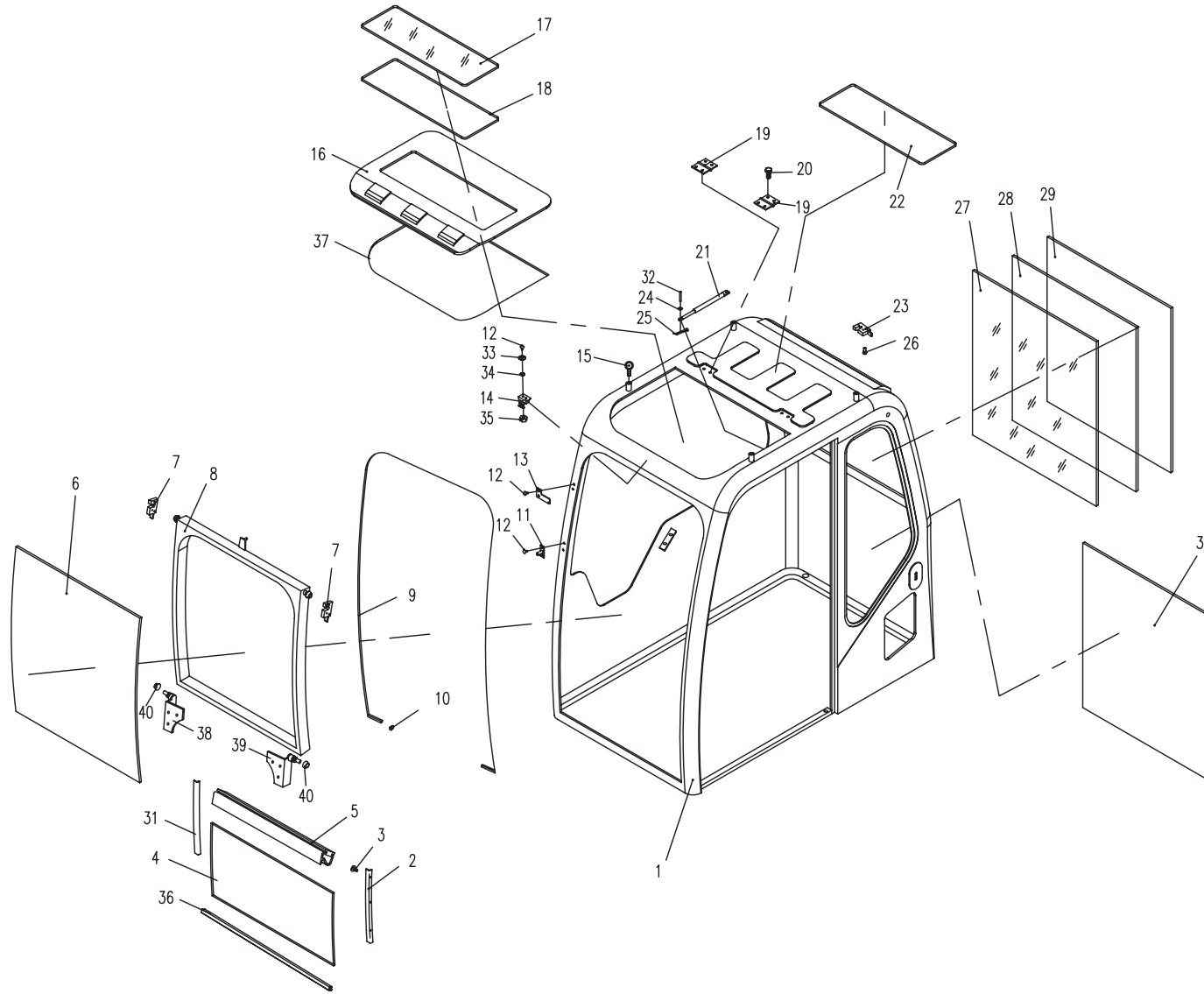
06.4.2 安全锁定 (适用860K13 机型) SAFETY LOCKING (APPLY TO 860K13 TYPE)



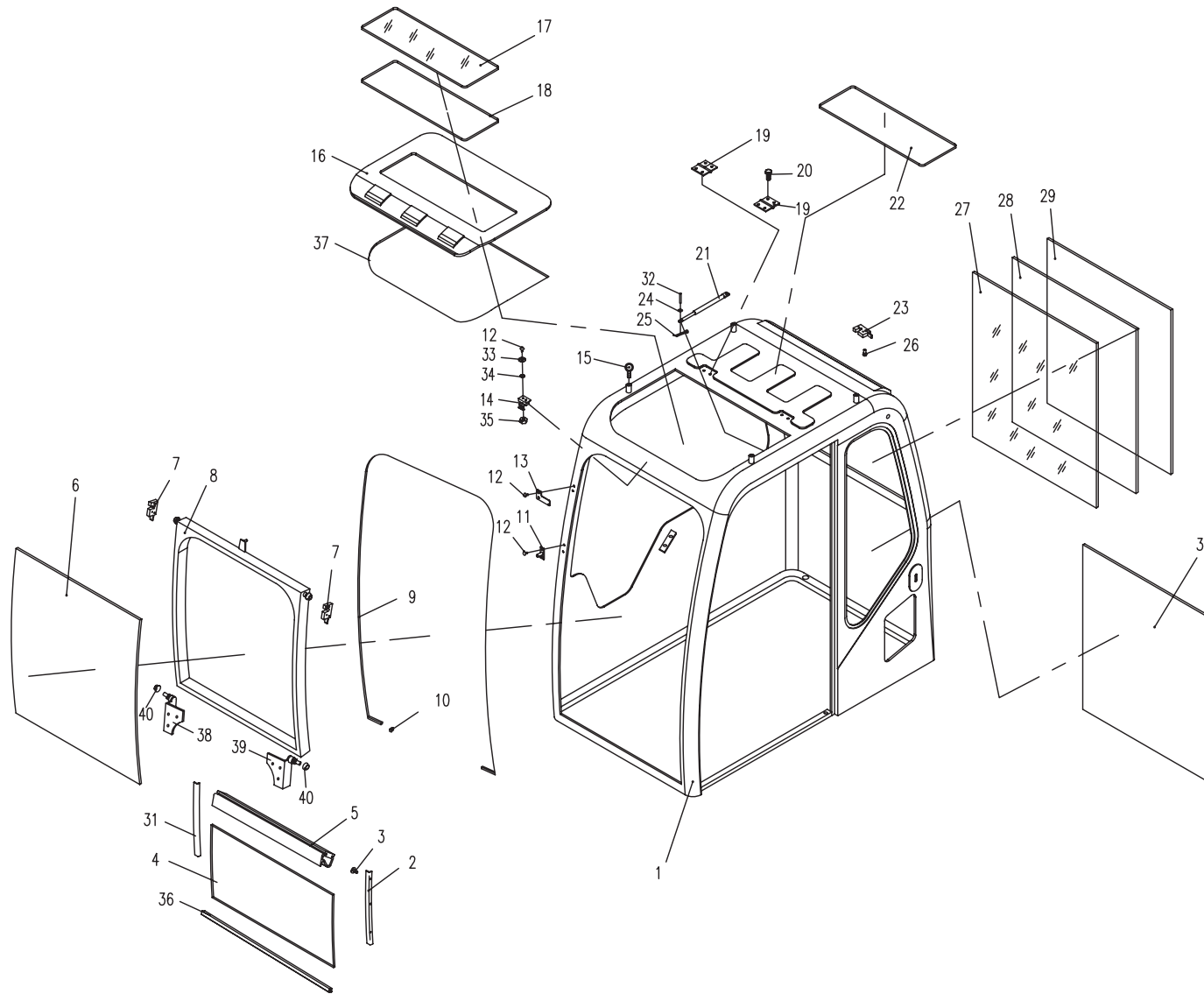
07.1.1 驾驶室组件 1 (适用860K机型) CAB SUBASSEMBLY 1 (APPLY TO 860K TYPE)

序号 No.	数量 Quantity	代号 Code	名称 Description		备注 Remark
	1	860K-2810000	驾驶室组件	Cab assembly	适用860K11,860K12,860K13,860K14
1	1	860E-0701000	驾驶室主体	Cab main body	
2	1	860E-0711000	左压板	Left plank	
3	6	ST4.8×22 GB/T845	十字槽盘头自攻螺钉	Bolt	8.8-达克罗
4	1	860E-0700002	前下窗玻璃	Glass of the forward window	
5	1	860E-0700004	翻转窗下胶条	Rubber cushion	
6	1	860E-0700005	翻转窗玻璃	Glass of the overturn window	
7	1	860E-0700007	翻转窗锁	Lock of the overturn window	
8	1	860E-0702000	翻转窗	The overturn window	
9	2	860E-0700008	前挡密封条	Rubber seal strip	
10	2	860E-0700027	封堵头	Envelope	
11	1	860E-0700021	喷水嘴	Spout	
12	6	M6×20 GB/T818	十字槽盘头螺钉	Bolt	8.8-达克罗
13	1	860E-0700019	刮片限位板	Limited plank	
14	1	860E-0700011	顶窗锁	Lock of the transom window	
15	4	M16 GB/T825	吊环螺钉	Bolt	8.8-达克罗
16	1	860E-0704000	顶窗盖	Casing of the transom window	
17	1	860E-0700012	顶窗玻璃	Glass of the transom window	
18	1	860E-0700013	复合胶条	Complex glue	
19	2	860E-0704010	顶窗铰链	Gemel of the transom window	
20	4	M8×20 GB/T5789	六角头螺栓	Bolt	8.8-达克罗
21	2	860E-0700043	气弹簧	Pneumatic spring	
22	1	860E-0700016	车顶隔热层	Adiabatic board	
23	1	860E-0700041	翻转窗后定位锁	Buckle of lock	
24	4	8 GB/T97.1	平垫圈	Washer	140HV-达克罗
25	4	φ 2.5×20 GB/T91	开口销	Split pin	达克罗
26	4	M8×25 GB/T5789	六角法兰面螺栓	Bolt	8.8-达克罗

07.1.1 驾驶室组件 1 (适用860K机型) CAB SUBASSEMBLY 1 (APPLY TO 860K TYPE)



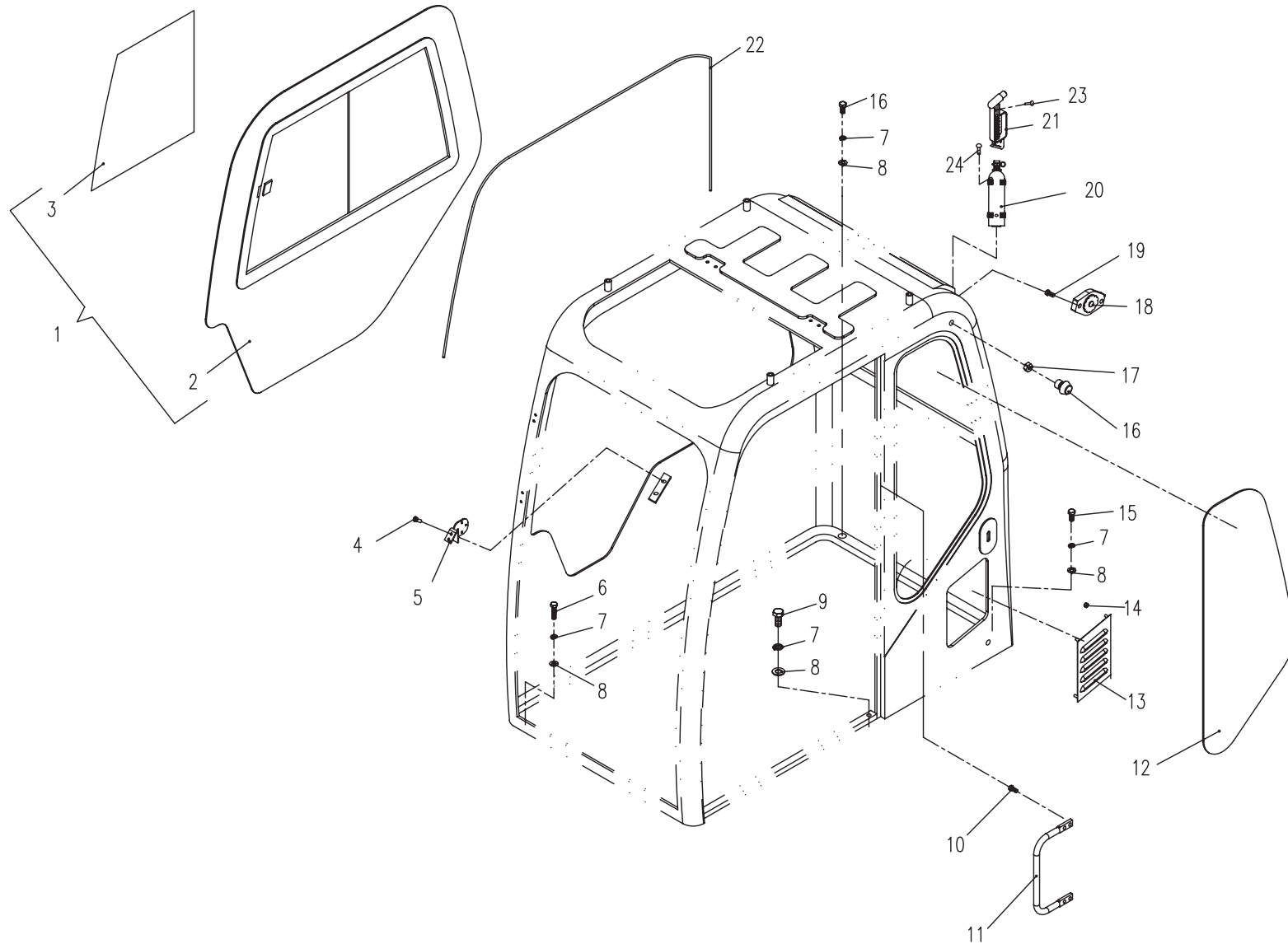
07.1.1 驾驶室组件 1 (适用860K机型) CAB SUBASSEMBLY 1 (APPLY TO 860K TYPE)



07.2.1 驾驶室组件 2 (适用860K机型) CAB SUBASSEMBLY 2 (APPLY TO 860K TYPE)

序号 No.	数量 Quantity	代号 Code	名称 Description		备注 Remark
1	1	860E-0703000	右侧窗组件	Subassembly of the left window	
2	1	860E-0703001	右侧窗玻璃	Right window glass	
3	1	860E-0703002	右侧窗活动玻璃	Right window glass	
4	2	M6×12 GB/T5789	六角法兰面螺栓	Bolt	8.8-达克罗
5	1	860E-0700006	油门安装板	Accelerograph fixing board	
6	2	M14×75 GB/T5783	六角头螺栓	Bolt	10.9-达克罗
7	5	14 GB/T93	弹簧垫圈	Spring washer	达克罗
8	5	14 GB/T97.1	平垫圈	Washer	达克罗
9	1	M14×25 GB/T5783	六角头螺栓	Bolt	10.9-达克罗
10	4	M8×20 GB/T5789	六角头螺栓	Bolt	8.8-达克罗
11	1	860E-0700045	内扶手	Handrail	
12	1	860E-0700037	左后侧窗玻璃	Left-after window glass	
13	1	860E-0706000	新风进气窗	Window	
14	4	M6 GB/T6170	1型六角螺母	Nut	8-达克罗
15	2	M14×55 GB/T5783	六角头螺栓	Bolt	10.9-达克罗
16	3	860E-0714000	橡胶座	Rubber washer	
17	3	M10 GB/T6170	1型六角螺母	Nut	8-达克罗
18	2	860E-0700046	平衡器	Balancer	
19	4	M8X50 GB/T5789	六角法兰面螺栓	Bolt	8.8-达克罗
20	1	860E-0700049	灭火器	Fire extinguisher	
21	1	860E-0700048	逃生锤	Hammer of flee for one's life	
22	6m	860E-0700025	喷水壶水管	Water pipe	
23	4	ST4.2×16 GB/T845	十字槽盘头自攻螺钉	Bolt	8.8-达克罗
24	6	ST4.8X22 GB/T845	十字槽盘头自攻螺钉	Bolt	8.8-达克罗

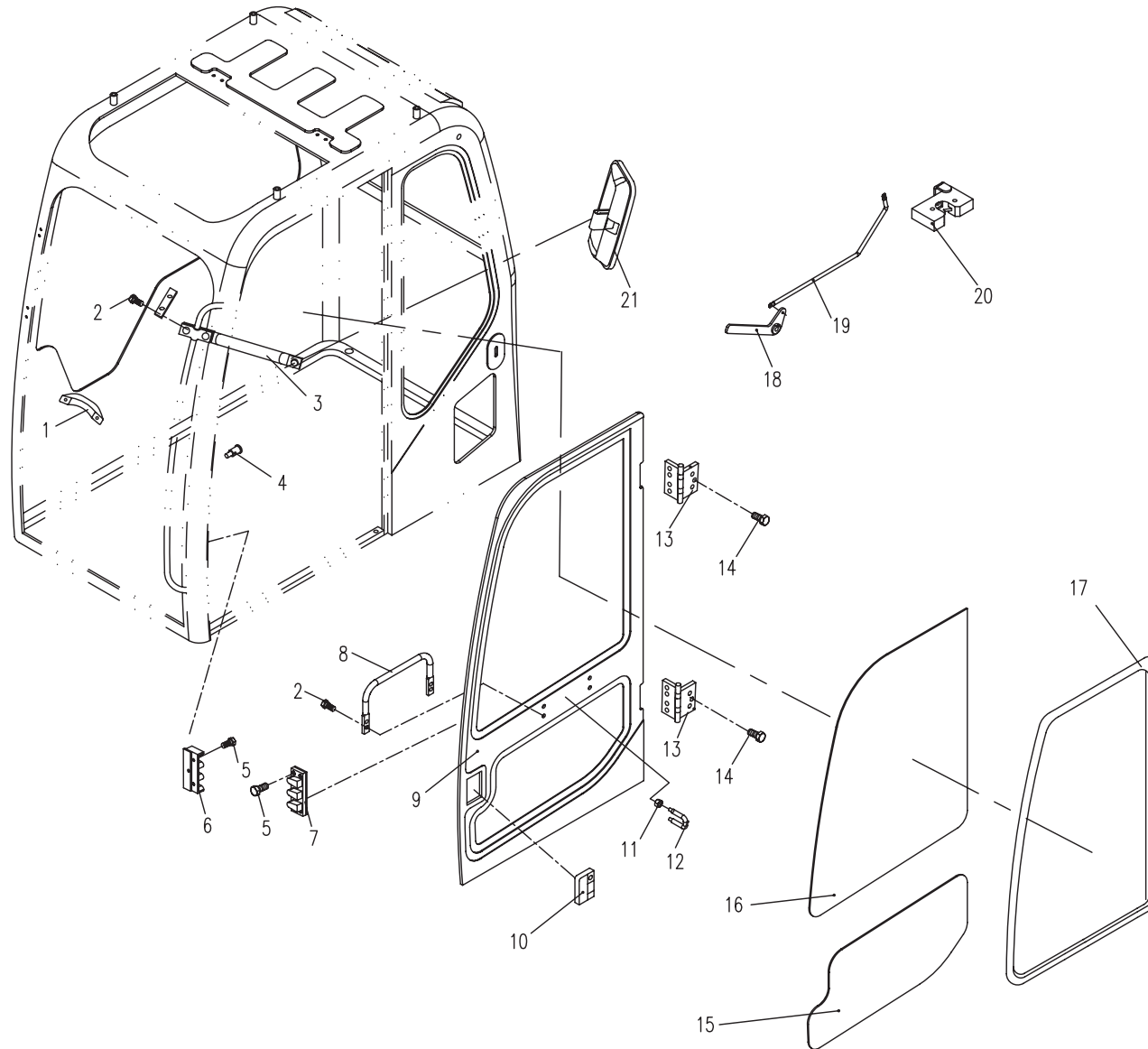
07.2.1 驾驶室组件 2 (适用860K机型) CAB SUBASSEMBLY 2 (APPLY TO 860K TYPE)



07.3.1 驾驶室组件 3 (适用860K机型) CAB SUBASSEMBLY 3 (APPLY TO 860K TYPE)

序号 No.	数量 Quantity	代号 Code	名称 Description		备注 Remark
1	2	860E-0700053	拉手	Handle	
2	6	M8×20 GB/T5789	六角头螺栓	Bolt	8.8-达克罗
3	1	860E-0700033	倒车镜安装架	Bracket	
4	1	860E-0700029	门锁扣	Buckle of lock	
5	9	M5×10 GB/T819.6	十字槽沉头螺钉	Bolt	8.8-达克罗
6	1	810S-0700016	限位 II	Bumper	
7	1	810S-0700015	限位 I	Bumper I	
8	1	860E-0700032	门内扶手	Handrail	
9	1	860E-0705000	门主体	Door frame assembly	
10	1	860E-0700028	门锁	Door lock	
11	4	M8 GB/T6170	1型六角螺母	Nut	8-达克罗
12	1	860E-0700031	定位锁扣	Buckle of lock	
13	2	860E-0700036	门铰链	Gemel	
14	14	M10×20 GB/T2673	内六角花形沉头螺钉	Bolt	8.8-达克罗
15	1	860E-0700026	门下窗玻璃	Glass of door	
16	1	860E-0700034	门上窗玻璃	Glass of door	
17	1	860E-0700035	门玻璃安装胶条	Rubber seal strip	
18	1	860E-0715000	定位锁开启手柄	Handrail	
19	1	860E-0707000	定位锁连动杆	Concatenation Handrail	
20	1	860E-0700051	定位锁	Buckle of lock	
21	1	860E-0700054	后视镜	Rearview mirror	

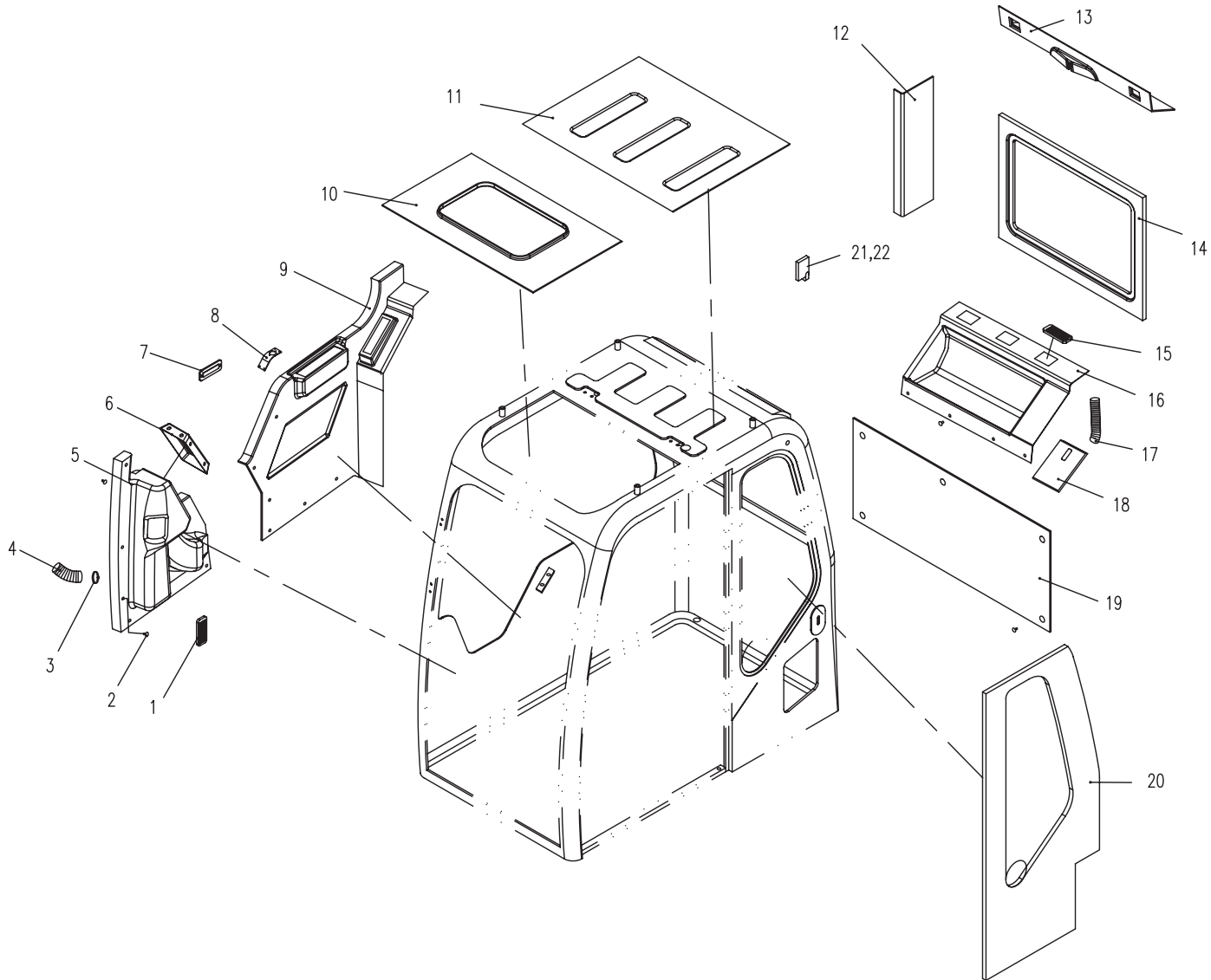
07.3.1 驾驶室组件 3 (适用860K机型) CAB SUBASSEMBLY 3 (APPLY TO 860K TYPE)



07.4.1 驾驶室组件 4 (适用860K机型) CAB SUBASSEMBLY 4 (APPLY TO 860K TYPE)

序号 No.	数量 Quantity	代号 Code	名称 Description		备注 Remark
1	1	860E-0708002	空调前出风口	Front draught of the air-conditioner	
2	47	ST4.8×22 GB/T845	十字槽盘头自攻螺钉	Bolt	8.8-达克罗
3	5	46~64 JB/T8870	喉箍	Larynx hoop	
4	1	860E-0708018	波纹管I	Ripple pipe I	
5	1	860E-0708001	前控箱内饰板	Inner plate of control box	
6	1	860E-0708003	仪表罩	Meter cover	
7	1	860E-0708004	烟灰缸	Ashtray	
8	1	860J-0708001	油门盖板	Accelerograph cover board	
9	1	860E-0708012	右侧 内饰板	Right inner plate	
10	1	860E-0708006	顶窗内饰板	Inner plate of top window	
11	1	860E-0708007	前顶棚	Front -top cover	
12	1	860E-0708011	右侧后上角护板	Protective plate	
13	1	860E-0708014	后顶棚	Rear-top cover	
14	1	860E-0708008	后风窗内饰板	Inner plate of rear window	
15	3	860E-0708016	后空调出风口	Rear draught of the air-conditioner	
16	1	860E-0708013	空调罩上面板	Air-condition faceplate	
17	3	860E-0708019	波纹管II	Ripple pipe II	
18	1	860E-0708100	杂物盒盖	Sundries box cover	
19	1	860E-0708017	空调罩下面板	Lower plate of air-condition cover	
20	1	860E-0708015	左侧 内饰板	Left inner plate	
21	5	ST4.2×16 GB/T845	十字槽盘头自攻螺钉	Bolt	8.8-达克罗
22	1	860E-0708009	衣帽勾	Colours hook	

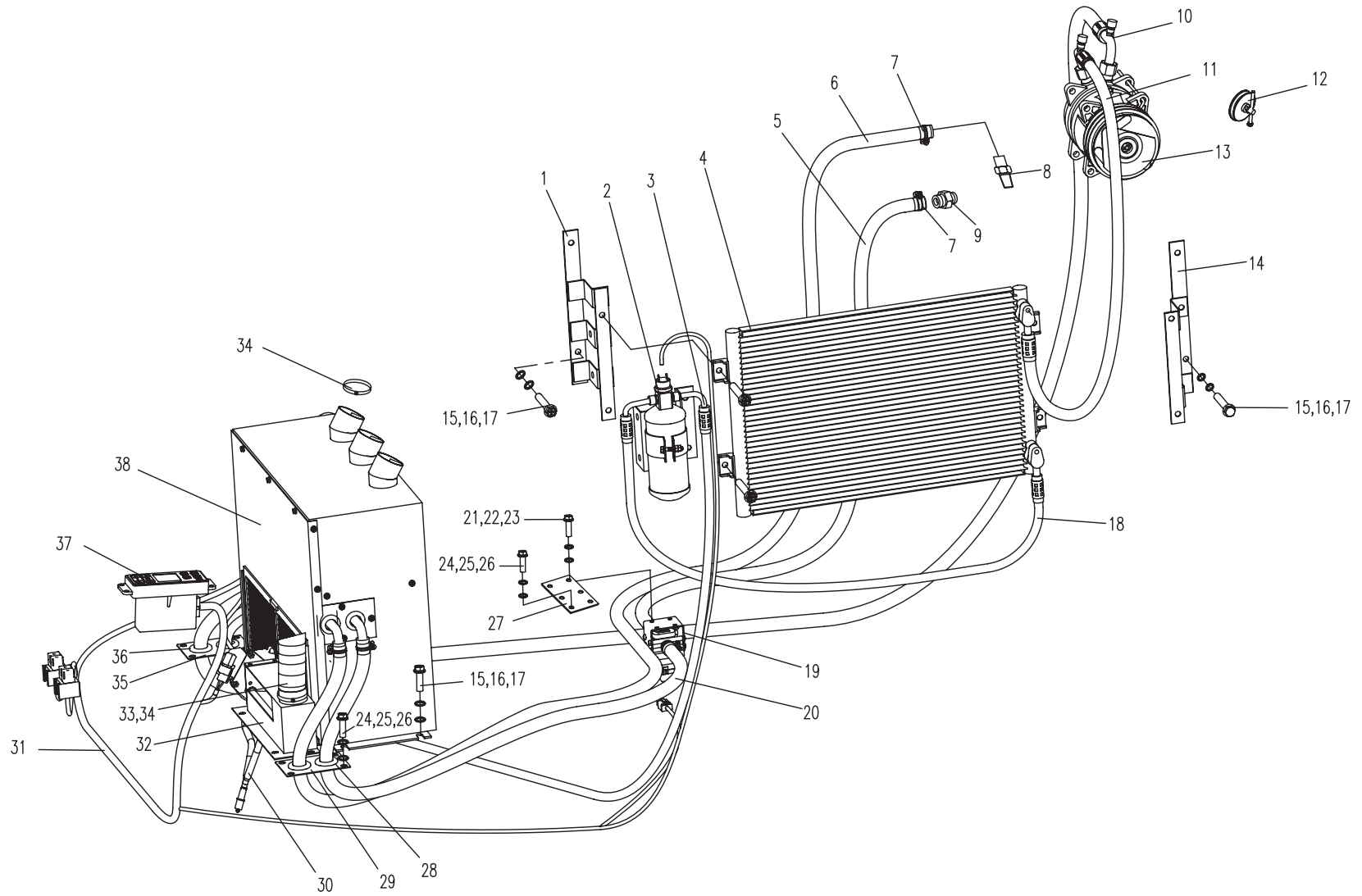
07.4.1 驾驶室组件 4 (适用860K机型) CAB SUBASSEMBLY 4 (APPLY TO 860K TYPE)



08.1.1 空调系统(适用860K11机型) AIR-CONDITION SYSTEM (APPLY TO 860K11 TYPE)

序号 No.	数量 Quantity	代号 Code	名称 Description		备注 Remark
1	1	860G-0800050	冷凝器前支架	Condenser rear bracket	
2	1	860G-0801100	干燥瓶组件	Desiccator assembly	
3	1	860G-0801004	干燥瓶出口管总成	Desiccator exit pipe	
4	1	860G-0801005	冷凝器	Condenser	
5	1	860G-0800005	空调进水管	Air-condition intake pipe	
6	1	860G-0800004	空调出水管	Air-condition exit pipe	
7	6	d24 Q672	双钢丝式环箍	Hoop	
8	1	850-0800004	暖水管接头	Water pipe joint	
9	1	860G-0800003	暖水管接头	Water pipe joint	
10	1	860G-0801008	吸气软管总成	Inspiration pipe assembly	
11	1	860G-0801007	排气软管总成	Vent-pipe assembly	
12	1	860G-0801500	张紧轮组件	Tensioner	
13	1	860G-0801070	压缩机总成	Compressor assembly	
14	1	860G-0800060	冷凝器后支架	Condenser front bracket	
15	10	M8×20 GB/T5783	六角头螺栓	Bolt	8.8-Zn.D
16	10	8 GB/T93	弹簧垫圈	Spring washer	Zn.D
17	10	8 GB/T97.1	平垫圈	Washer	Zn.D
18	1	860G-0801006	冷凝器出口管总成	Condenser intake pipe	
19	1	860G-0801200	热水流量控制器合件	Valve	
20	1	860G-0800008	空调进水管I	Water pipe II	
21	4	M5×12 GB/T5783	六角头螺栓	Bolt	8.8-Zn.D
22	4	5 GB/T93	弹簧垫圈	Spring washer	Zn.D
23	4	5 GB/T97.1	平垫圈	Washer	Zn.D
24	11	M5×12 GB/T5783	六角头螺栓	Bolt	8.8-Zn.D
25	11	5 GB/T93	弹簧垫圈	Spring washer	Zn.D
26	11	5 GB/T97.1	平垫圈	Washer	Zn.D
27	1	860G-0800002	暖水阀安装板	Plate	
28	3	830D-0801001	大密封圈	Bigger seal ring	

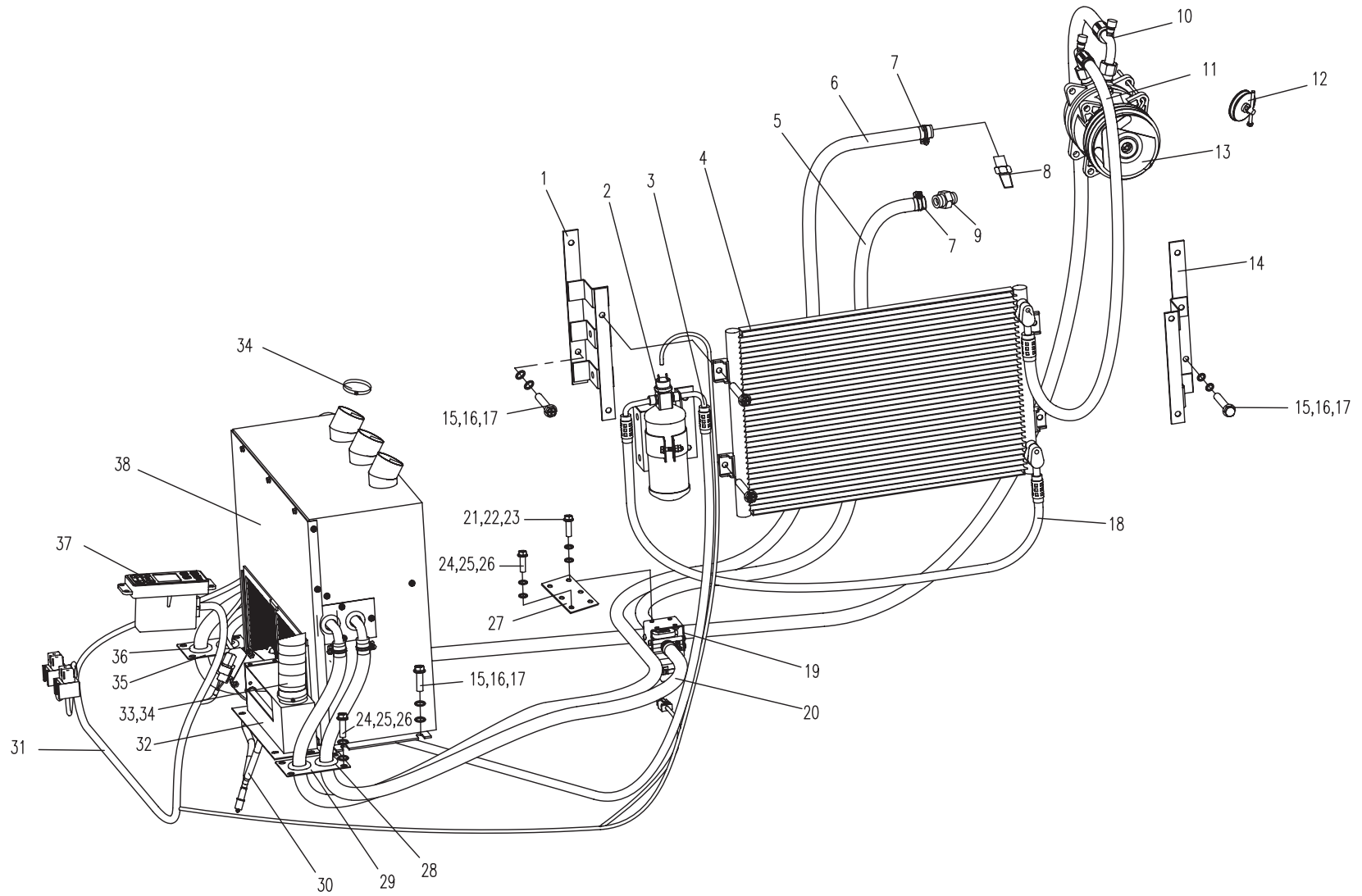
08.1.1 空调系统(适用860K11机型) AIR-CONDITION SYSTEM (APPLY TO 860K11 TYPE)



08.1.1 空调系统(适用860K11机型) AIR-CONDITION SYSTEM (APPLY TO 860K11 TYPE)

序号 No.	数量 Quantity	代号 Code	名称 Description		备注 Remark
29	1	860G-0800007	暖水管过孔压板	Fixing plate	
30	1	860G-0801050	三通排水管组件	Watershoot assembly	
31	1	860K-0801100	空调线束总成	Air-condition wiring harness	
32	1	860G-0801060	新风控制器总成	Fresh air controller	
33	2	860G-0801001	外气风管	Air pipe	
34	5	d55 Q672	双钢丝式环箍	Hoop	
35	1	860G-0800006	空调管过孔压板	Fixing plate	
36	1	830D-0801006	胶管密封圈	Seal ring	
37	1	860G-0801002	操纵器	Manipulator	
38	1	860G-0801300	空调箱总成	Air-condition box assembly	

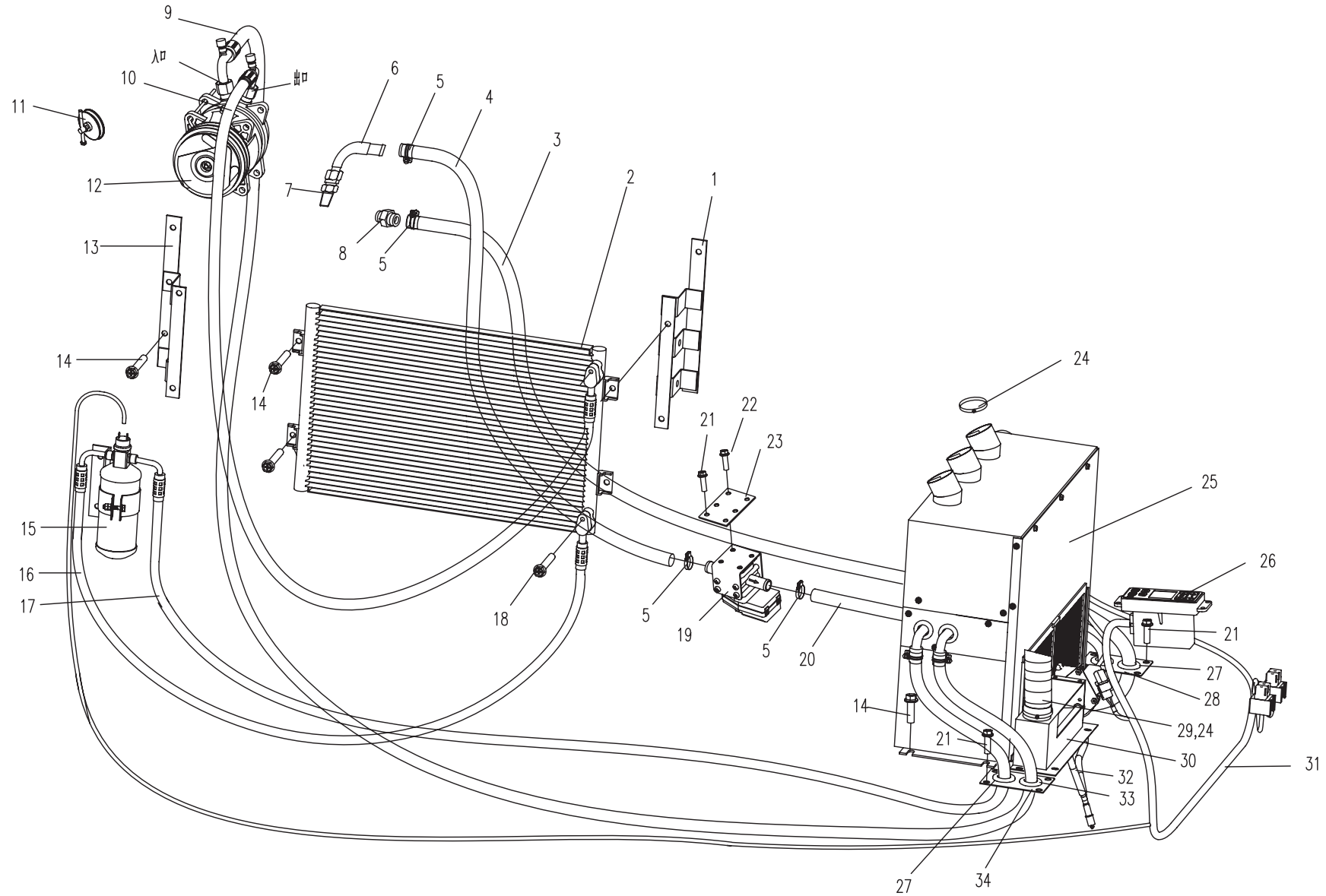
08.1.1 空调系统(适用860K11机型) AIR-CONDITION SYSTEM (APPLY TO 860K11 TYPE)



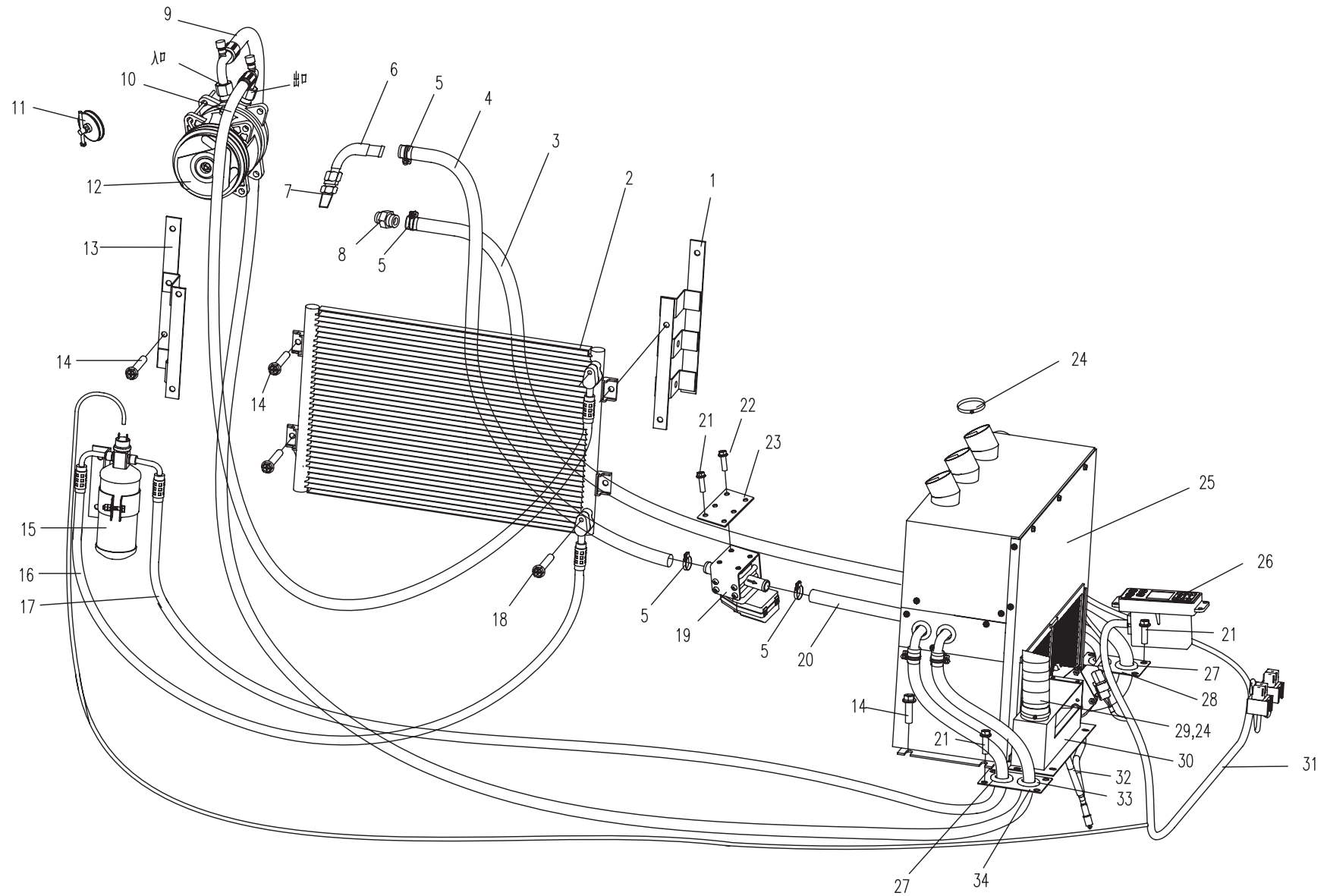
08.1.2 空调系统(适用860K12,860K13,860K14机型) AIR-CONDITION SYSTEM (APPLY TO 860K12,860K13,860K14 TYPE)

序号 No.	数量 Quantity	代号 Code	名称 Description		备注 Remark
1	1	860K-0801020	冷凝器后支架	Condenser rear bracket	
2	1	860G-0801005	冷凝器	Condenser	
3	1	860L-0800003	水管III	Water pipe III	
4	1	860L-0800001	水管 I	Water pipe I	
5	6	d24 Q672	双钢丝式环箍	Hoop	
6	1	810B-1501100A	暖风机弯管 I	Heater unit elbow piece I	
7	1	850-0800004	管接头	Water pipe joint	
8	1	820-0912004	接头	Bolt joint	
9	1	860K-0801001	吸气软管总成	Inspiration pipe assembly	
10	1	870C-0801007	排气软管总成	Vent-pipe assembly	
11	1	860G-0801500	张紧轮组件	Tensioner	
12	1	860G-0801070	压缩机总成	Compressor assembly	
13	1	860K-0801010	冷凝器前支架	Condenser front bracket	
14	13	M8×16 GB/T5789	六角法兰面螺栓	Bolt	8.8-达克罗
15	1	860G-0801100	干燥瓶组件	Desiccator assembly	
16	1	860G-0801006	冷凝器出口管总成	Condenser intake pipe	
17	1	860L-0801001	干燥瓶出口管总成	Desiccator exit pipe	
18	2	M6×35 GB/T5789	六角法兰面螺栓	Bolt	8.8-达克罗
19	1	860G-0801200	热水流量控制器合件	Valve	
20	1	860L-0800002	水管 II	Water pipe II	
21	10	M6×12 GB/T5789	六角法兰面螺栓	Bolt	8.8-达克罗
22	4	M5×10 GB/T5789	六角法兰面螺栓	Bolt	8.8-达克罗
23	1	860G-0800002	暖水阀安装板	Plate	
24	5	d55 Q672	双钢丝式环箍	Hoop	
25	1	860G-0801300	空调箱总成	Air-condition box assembly	
26	1	860G-0801002	操纵器	Manipulator	
27	3	830D-0801001	大密封圈	Bigger seal ring	
28	1	860G-0800007	暖水管过孔压板	Fixing plate	

08.1.2 空调系统(适用860K12,860K13,860K14机型) AIR-CONDITION SYSTEM (APPLY TO 860K12,860K13,860K14 TYPE)



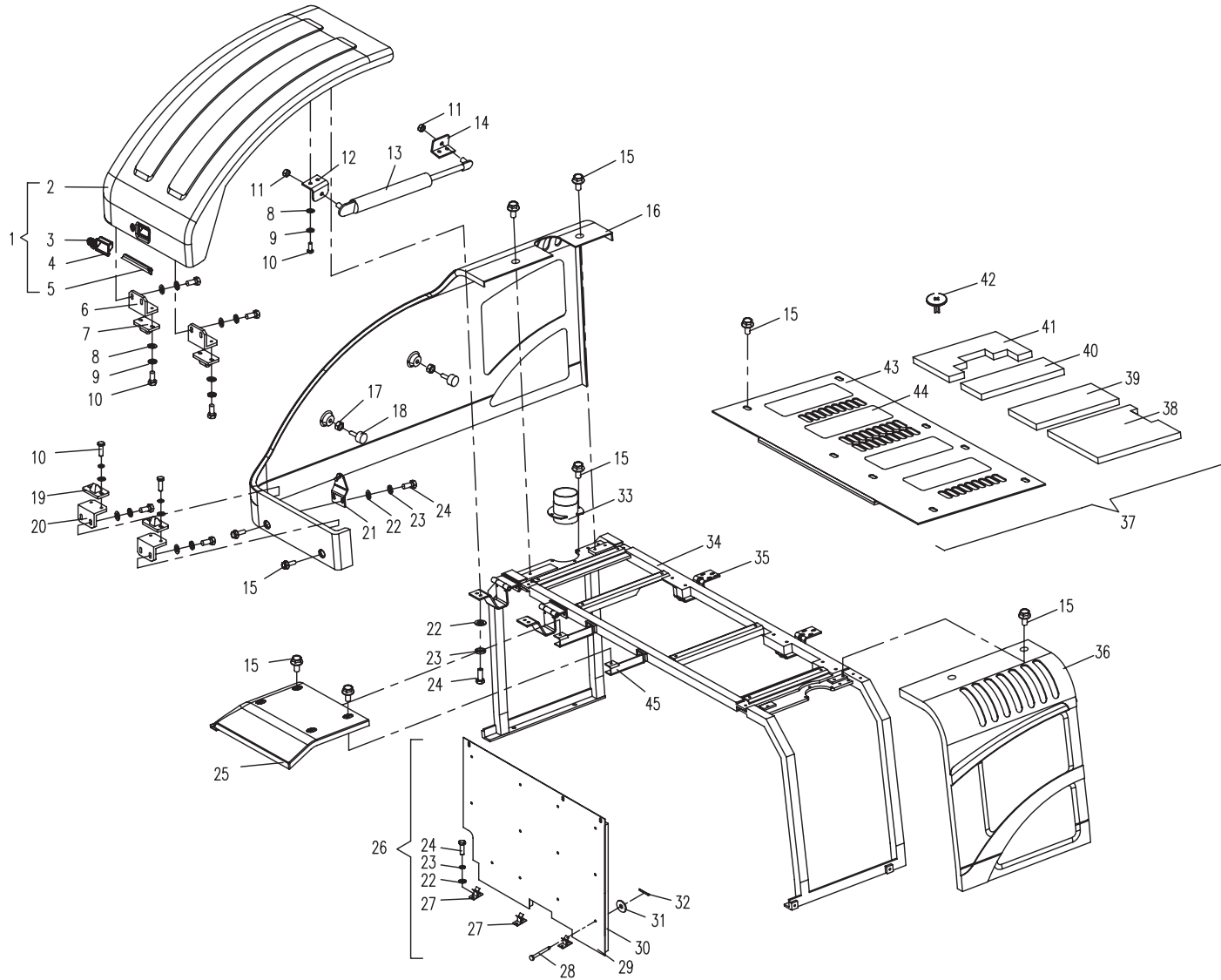
08.1.2 空调系统(适用860K12,860K13,860K14机型) AIR-CONDITION SYSTEM (APPLY TO 860K12,860K13,860K14 TYPE)



09.1.1 罩框组件(适用860K11机型) COVER FRAME MODULE (APPLY TO 860K11 TYPE)

序号 No.	数量 Quantity	代号 Code	名称 Description		备注 Remark
1	1	860K-0906000	前盖板	Front cover	包括序号2,4,5(Include No.2,4,5)
2	1	860K-0906100	前盖板体	Front cover body	
3	1	860K-0900300	锁组件	Lock assembly	
4	1	853D-0900004	把手	Handle	
5	2.45m	860B-1000015B	密封胶条	Seal rubber	
6	2	856B-0928000	安装座	Bracket	
7	2	885-1000018	定位块	Limit body	
8	18	6 GB/T96	大垫圈	Bigger washer	Zn.D
9	18	6 GB/T93	弹簧垫圈	Spring washer	Zn.D
10	18	M6×12 GB/T5783	六角头螺栓	Bolt	8.8-Zn.D
11	2	M8 GB/T6170	1型六角螺母	Nut	8-Zn.D
12	1	856B-0900003	连接板	Joining plate	
13	1	856B-0900004	气弹簧	Air spring	
14	1	860L-0900001	支撑 I	Support I	
15	32	M8×20 GB/T5789	六角法兰面螺栓	Bolt	8.8-达克罗
16	1	860J-0930000	右盖板	Right cover	展开见09.2.1
17	2	M10 GB/T6170	1型六角螺母	Nut	8-Zn.D
18	2	860J-0900001B	螺钉帽	Bolt cap	
19	2	885-1000019	定位座	Limit seat	
20	2	885-1000017	安装板	Bracket	
21	1	830P-0906000A	锁扣	Lock buckle	
22	22	8 GB/T97.1	平垫圈	Washer	Zn.D
23	22	8 GB/T93	弹簧垫圈	Spring washer	Zn.D
24	22	M8×20 GB/T5783	六角头螺栓	Bolt	8.8-Zn.D
25	1	860J-0911000A	多路阀罩	Valve cover	
26	1	860J-0916000	隔热板	Heat insulation plate	
27	3	860L-0914000	夹座	Nip seat	
28	14	4×26 GB/T882	销轴	Shaft pin	Zn.D

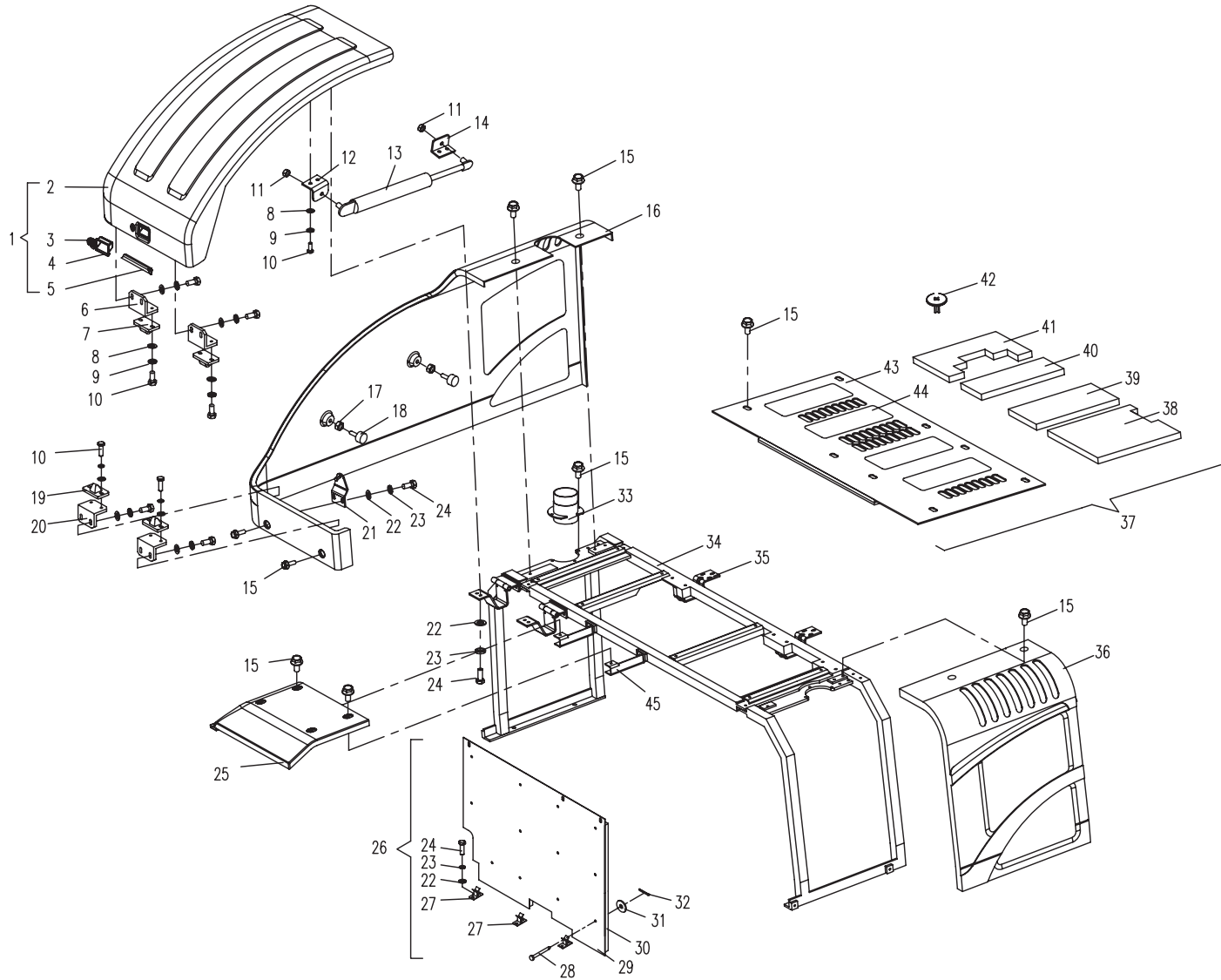
09.1.1 單框组件(适用860K11机型) COVER FRAME MODULE (APPLY TO 860K11 TYPE)



09.1.1 罩框组件(适用860K11机型) COVER FRAME MODULE (APPLY TO 860K11 TYPE)

序号 No.	数量 Quantity	代号 Code	名称 Description		备注 Remark
29	1	860J-0916001	隔板	Spacer plate	
30	1	860J-0916002	海绵板	Slabstock foam	
31	14	830-1201013	垫片	Washer	
32	14	2×16 GB/T91	开口销	Cotter pin	Zn.D
33	1	860K-0909000	空滤支座	Bracket	
34	1	860K-0903000	支架组件	Frame subassembly	展开见09.3.1
35	2	860K-0911000	铰链组件	Gemel	
36	1	860J-0920000	左盖板	Left-cover	展开见09.2.1
37	1	860J-0902000B	顶盖板	Top-cover	包括序号38~44(Include No.38~44)
38	1	860J-0902004B	吸音海绵III	Deadening III	
39	1	860J-0902003B	吸音海绵II	Deadening II	
40	1	860J-0902005B	吸音海绵IV	Deadening IV	
41	1	860J-0902002B	吸音海绵I	Deadening I	
42	10	830D-1010001	塑料卡钉	Stapling	
43	1	860J-0902010B	顶盖板	Top-cover	
44	3	860A-0900001	防滑砂纸	Antislip sand paper	
45	2	860L-0913000	支架	Bracket	

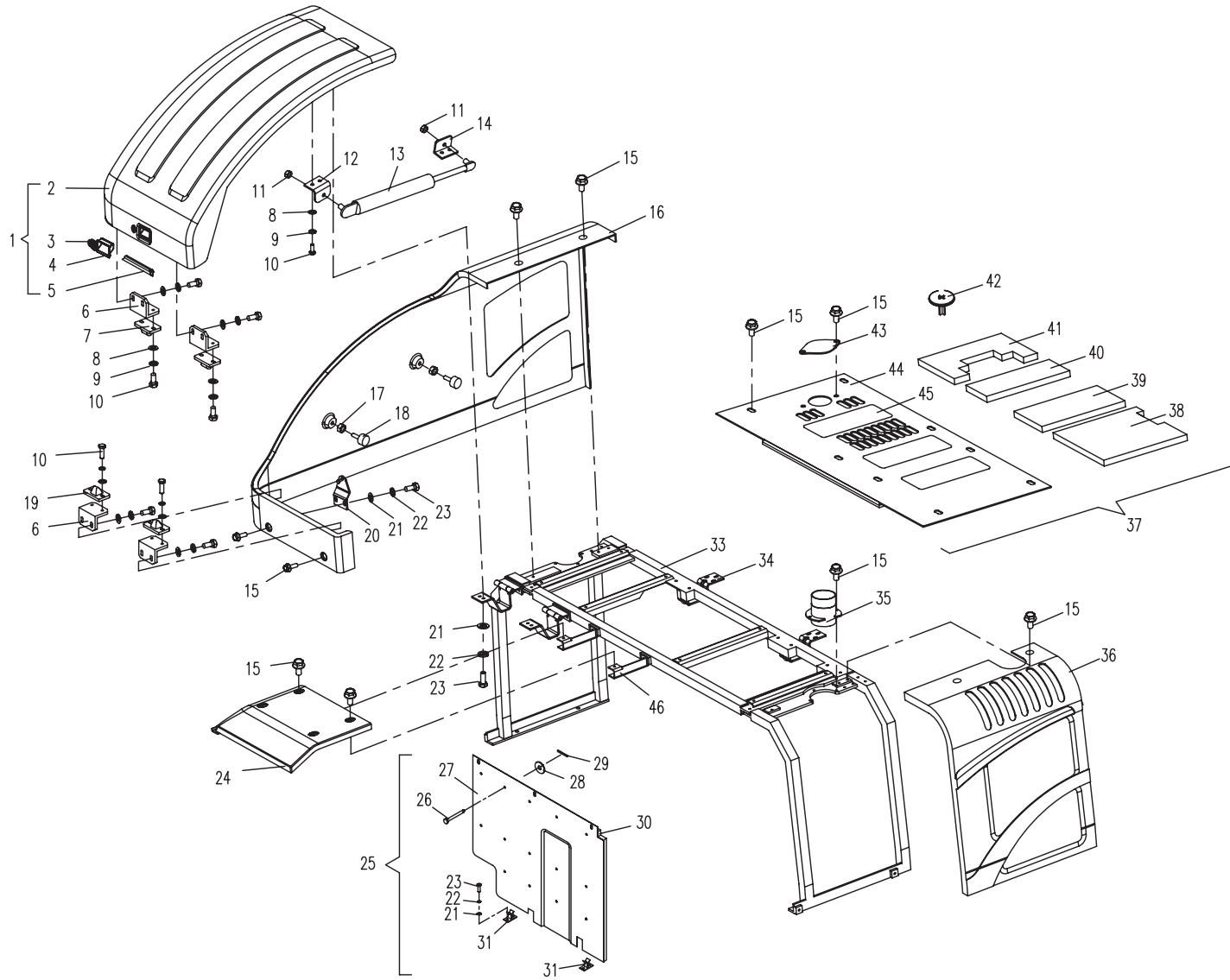
09.1.1 單框组件(适用860K11机型) COVER FRAME MODULE (APPLY TO 860K11 TYPE)



09.1.2 罩框组件(适用860K12机型) COVER FRAME MODULE (APPLY TO 860K12 TYPE)

序号 No.	数量 Quantity	代号 Code	名称 Description		备注 Remark
1	1	860K-0906000	前盖板	Front cover	包括序号2,4,5(Include No.2,4,5)
2	1	860K-0906100	前盖板体	Front cover body	
3	1	860K-0900300	锁组件	Lock assembly	
4	1	853D-0900004	把手	Handle	
5	2.45m	860B-1000015B	密封胶条	Seal rubber	
6	4	885-1000017	安装板	Bracket	
7	2	885-1000018	定位块	Limit body	
8	18	6 GB/T96.1	大垫圈	Bigger Washer	Zn.D
9	18	6 GB/T93	弹簧垫圈	Spring washer	Zn.D
10	18	M6X12 GB/T5783	六角头螺栓	Bolt	8.8-Zn.D
11	2	M8 GB/T6170	1型六角螺母	Nut	8-Zn.D
12	1	856B-0900003	连接板	Joining plate	
13	1	856B-0900004	气弹簧	Air spring	
14	1	860L-0900001	支撑 I	Support I	
15	34	M8X20 GB/T5789	六角法兰面螺栓	Bolt	8.8-达克罗
16	1	860K-0905000	右盖板	Right cover	展开见09.2.2
17	2	M10 GB/T6170	1型六角螺母	Nut	8-Zn.D
18	2	860J-0900001B	螺钉帽	Bolt cap	
19	2	885-1000019	定位座	Limit seat	
20	1	830P-0906000A	锁扣	Lock buckle	
21	22	8 GB/T97.1	平垫圈	Washer	Zn.D
22	22	8 GB/T93	弹簧垫圈	Spring washer	Zn.D
23	22	M8×20 GB/T5783	六角头螺栓	Bolt	8.8-Zn.D
24	1	860J-0911000A	多路阀罩	Valve cover	
25	1	860L-0903000A	隔热板	Heat insulation plate	
26	14	4×26 GB/T882	销轴	Shaft pin	Zn.D
27	1	860L-0903001A	隔板	Spacer plate	
28	14	830-1201013	垫片	Washer	

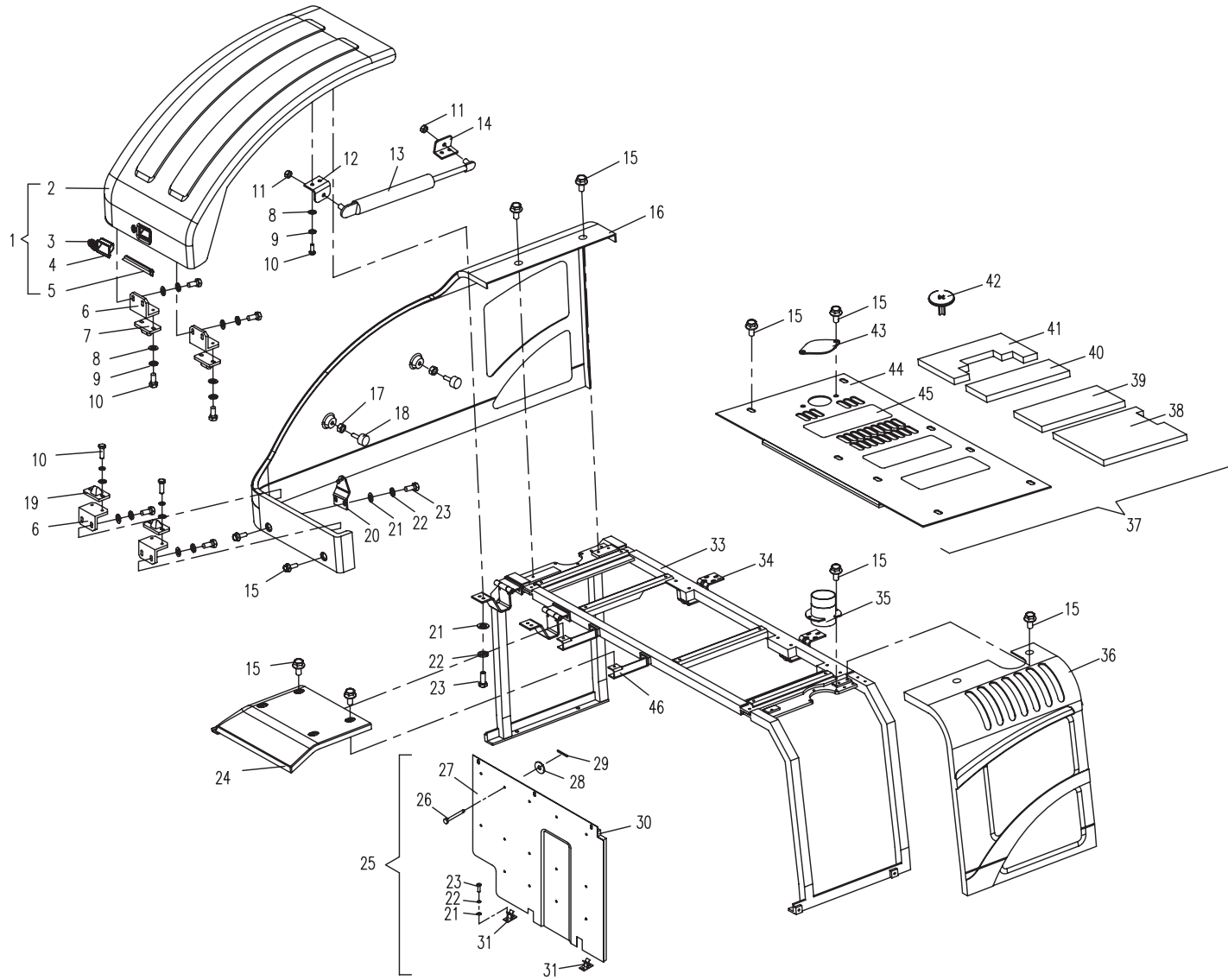
09.1.2 罩框组件(适用860K12机型) COVER FRAME MODULE (APPLY TO 860K12 TYPE)



09.1.2 罩框组件(适用860K12机型) COVER FRAME MODULE (APPLY TO 860K12 TYPE)

序号 No.	数量 Quantity	代号 Code	名称 Description		备注 Remark
29	14	2×16 GB/T91	开口销	Cotter pin	Zn.D
30	1	860L-0903002A	海绵板	Slabstock foam	
31	2	860L-0914000	夹座	Nip seat	
33	1	860K-0903000	支架组件	Frame subassembly	展开见09.3.1
34	2	860K-0911000	铰链组件	Gemel	
35	1	860K-0909000	空滤支座	Bracket	
36	1	860K-0904000	左盖板	Left-cover	展开见09.2.2
37	1	860K-0907000A	顶盖板	Top-cover	包括序号38~45(Include No.38~45)
38	1	860J-0902004B	吸音海绵III	Deadening III	
39	1	860J-0902003B	吸音海绵II	Deadening II	
40	1	860J-0902005B	吸音海绵IV	Deadening IV	
41	1	860J-0902002B	吸音海绵I	Deadening I	
42	10	830D-1010001	塑料卡钉	Stapling	
43	1	860-0900003B	加水口盖板	Cover	
44	1	860K-0907010A	顶盖板	Top-cover	
45	3	860A-0900001	防滑砂纸	Antislip sand paper	
46	2	860L-0913000	支架	Bracket	

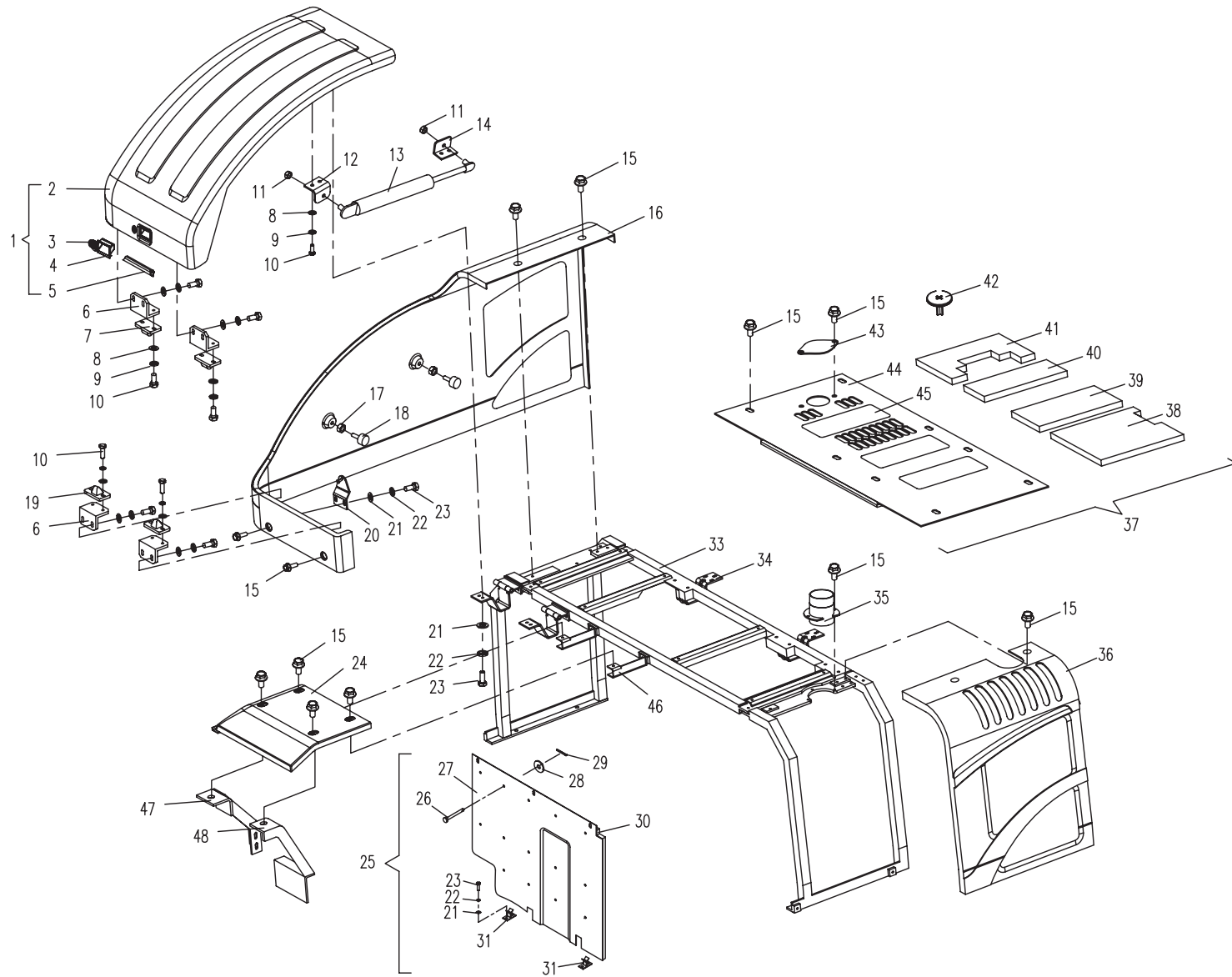
09.1.2 罩框组件(适用860K12机型) COVER FRAME MODULE (APPLY TO 860K12 TYPE)



09.1.3 罩框组件(适用860K13,860K14机型) COVER FRAME MODULE (APPLY TO 860K13,860K14 TYPE)

序号 No.	数量 Quantity	代号 Code	名称 Description		备注 Remark
1	1	860K-0906000	前盖板	Front cover	包括序号2,4,5(Include No.2,4,5)
2	1	860K-0906100	前盖板体	Front cover body	
3	1	860K-0900300	锁组件	Lock assembly	
4	1	853D-0900004	把手	Handle	
5	2.45m	860B-1000015B	密封胶条	Seal rubber	
6	4	885-1000017	安装板	Bracket	
7	2	885-1000018	定位块	Limit body	
8	16	6 GB/T97.1	平垫圈	Washer	Zn.D
9	16	6 GB/T93	弹簧垫圈	Spring washer	Zn.D
10	16	M6×12 GB/T5783	六角头螺栓	Bolt	8.8-Zn.D
11	2	M8 GB/T6170	1型六角螺母	Nut	8-Zn.D
12	1	856B-0900003	连接板	Joining plate	
13	1	856B-0900004	气弹簧	Air spring	
14	1	860L-0900001	支撑 I	Support I	
15	34	M8×20 GB/T5789	六角法兰面螺栓	Bolt	8.8-达克罗
16	1	860K-0905000	右盖板	Right cover	展开见09.2.1
17	2	M10 GB/T6170	1型六角螺母	Nut	8-Zn.D
18	2	860J-0900001B	螺钉帽	Bolt cap	
19	2	885-1000019	定位座	Limit seat	
20	1	830P-0906000A	锁扣	Lock buckle	
21	22	8 GB/T97.1	平垫圈	Washer	Zn.D
22	22	8 GB/T93	弹簧垫圈	Spring washer	Zn.D
23	22	M8×20 GB/T5783	六角头螺栓	Bolt	8.8-Zn.D
24	1	860J-0911000A	多路阀罩	Valve cover	
25	1	860L-0903000A	隔热板	Heat insulation plate	
26	14	4×26 GB/T882	销轴	Shaft pin	Zn.D
27	1	860L-0903001A	隔板	Spacer plate	
28	14	830-1201013	垫片	Washer	

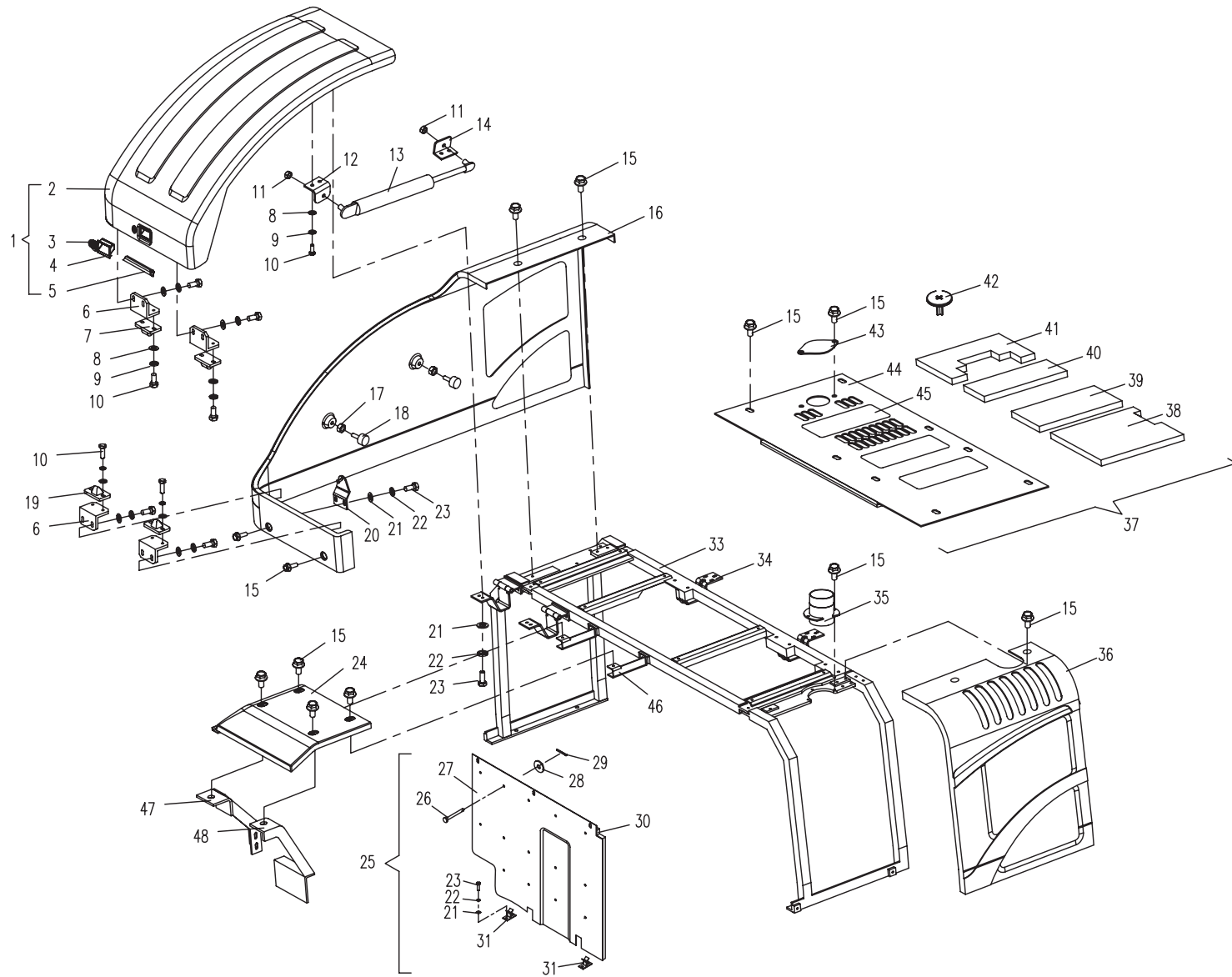
09.1.3 單框组件(适用860K13,860K14机型) COVER FRAME MODULE (APPLY TO 860K13,860K14 TYPE)



09.1.3 罩框组件(适用860K13,860K14机型) COVER FRAME MODULE (APPLY TO 860K13,860K14 TYPE)

序号 No.	数量 Quantity	代号 Code	名称 Description		备注 Remark
29	14	2×16 GB/T91	开口销	Cotter pin	Zn.D
30	1	860L-0903002A	海绵板	Slabstock foam	
31	2	860L-0914000	夹座	Nip seat	
32	1	860K-090000	盖板	Cover	
33	1	860K-0903000	支架组件	Frame subassembly	展开见09.3.1
34	2	860J-0908000B	铰链组件	Gemel	
35	1	860K-0909000	空滤支座	Bracket	
36	1	860K-0904000	左盖板	Left-cover	展开见09.2.1
37	1	860K-0907000A	顶盖板	Top-cover	包括序号38~45(Include No.38~45)
38	1	860J-0902004B	吸音海绵III	Deadening III	
39	1	860J-0902003B	吸音海绵II	Deadening II	
40	1	860J-0902005B	吸音海绵IV	Deadening IV	
41	1	860J-0902002B	吸音海绵I	Deadening I	
42	10	830D-1010001	塑料卡钉	Stapling	
43	1	860-0900003B	加水口盖板	Cover	
44	1	860K-0907010A	顶盖板	Top-cover	
45	3	860A-0900001	防滑砂纸	Antislip sand paper	
46	2	860L-0913000	支架	Bracket	
47	1	860K-0900100	阀罩右支架	Right bracket	
48	1	860K-0900200	阀罩左支架	Left bracket	

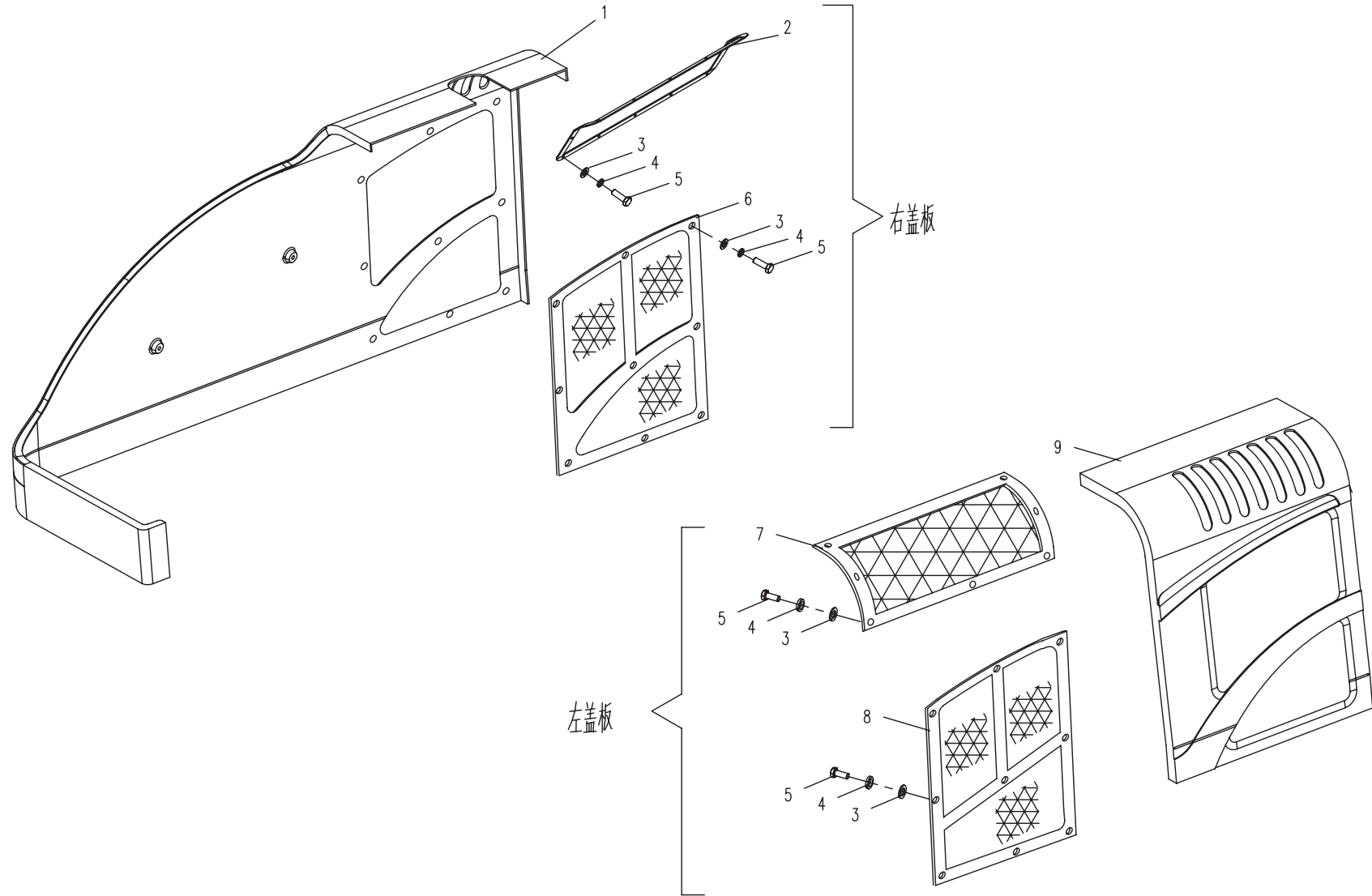
09.1.3 單框组件(适用860K13,860K14机型) COVER FRAME MODULE (APPLY TO 860K13,860K14 TYPE)



09.2.1 左右盖板(适用860K11机型) LEFT-RIGHT COVER (APPLY TO 860K11 TYPE)

序号 No.	数量 Quantity	代号 Code	名称 Description		备注 Remark
		860J-0930000	右盖板	Right cover	
1	1	860J-0931000	右盖板体	Right cover body	
2	1	860K-0905300	滤网组件	Sieve subassembly	
3	32	6 GB/T96-1	大垫圈	Bigger washer	Zn.D
4	32	6 GB/T93	弹簧垫圈	Spring washer	Zn.D
5	32	M6×12 GB/T5783	六角头螺栓	Bolt	8.8-Zn.D
6	1	860K-0905200	滤网组件	Sieve subassembly	
		860J-0920000	左盖板	Left cover	
7	1	860K-0904300	滤网组件	Sieve subassembly	
8	1	860K-0904200	滤网组件	Sieve subassembly	
9	1	860J-0921000	左盖板体	Left cover body	

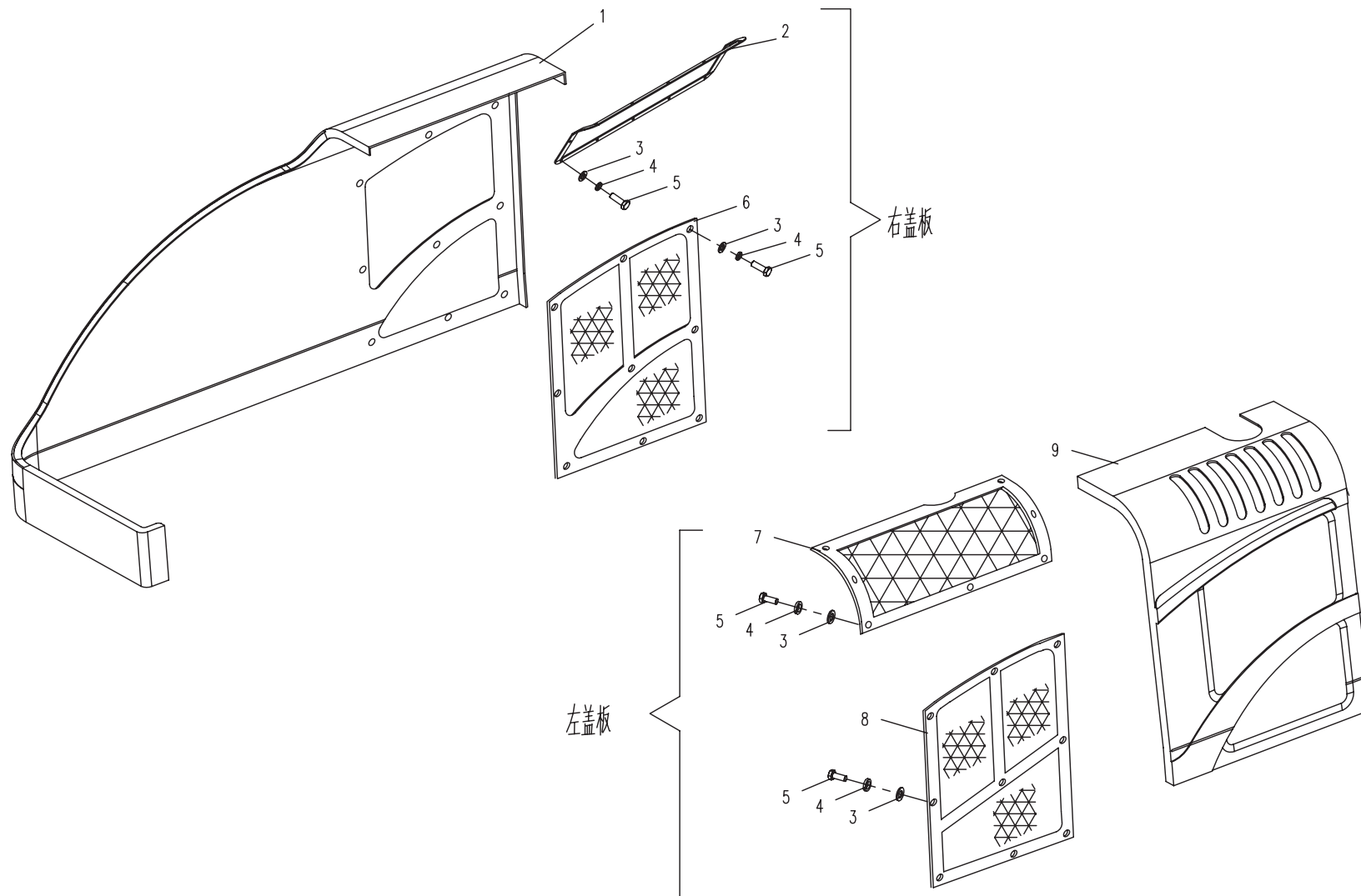
09.2.1 左右盖板(适用860K11机型) LEFT-RIGHT COVER (APPLY TO 860K11 TYPE)



09.2.2 左右盖板(适用860K12,860K13,860K14机型) LEFT-RIGHT COVER (APPLY TO 860K12,60K13,860K14 TYPE)

序号 No.	数量 Quantity	代号 Code	名称 Description		备注 Remark
		860K-0905000	右盖板	Right cover	
1	1	860K-0905100	右盖板体	Right cover body	
2	1	860K-0905300	滤网组件	Sieve subassembly	
3	32	6 GB/T96.1	大垫圈	Bigger Washer	Zn.D
4	32	6 GB/T93	弹簧垫圈	Spring washer	Zn.D
5	32	M6×12 GB/T5783	六角头螺栓	Bolt	8.8-Zn.D
6	1	860K-0905200	滤网组件	Sieve subassembly	
		860K-0904000	左盖板	Left cover	
7	1	860K-0904300	滤网组件	Sieve subassembly	
8	1	860K-0904200	滤网组件	Sieve subassembly	
9	1	860K-0904100	左盖板体	Left cover body	

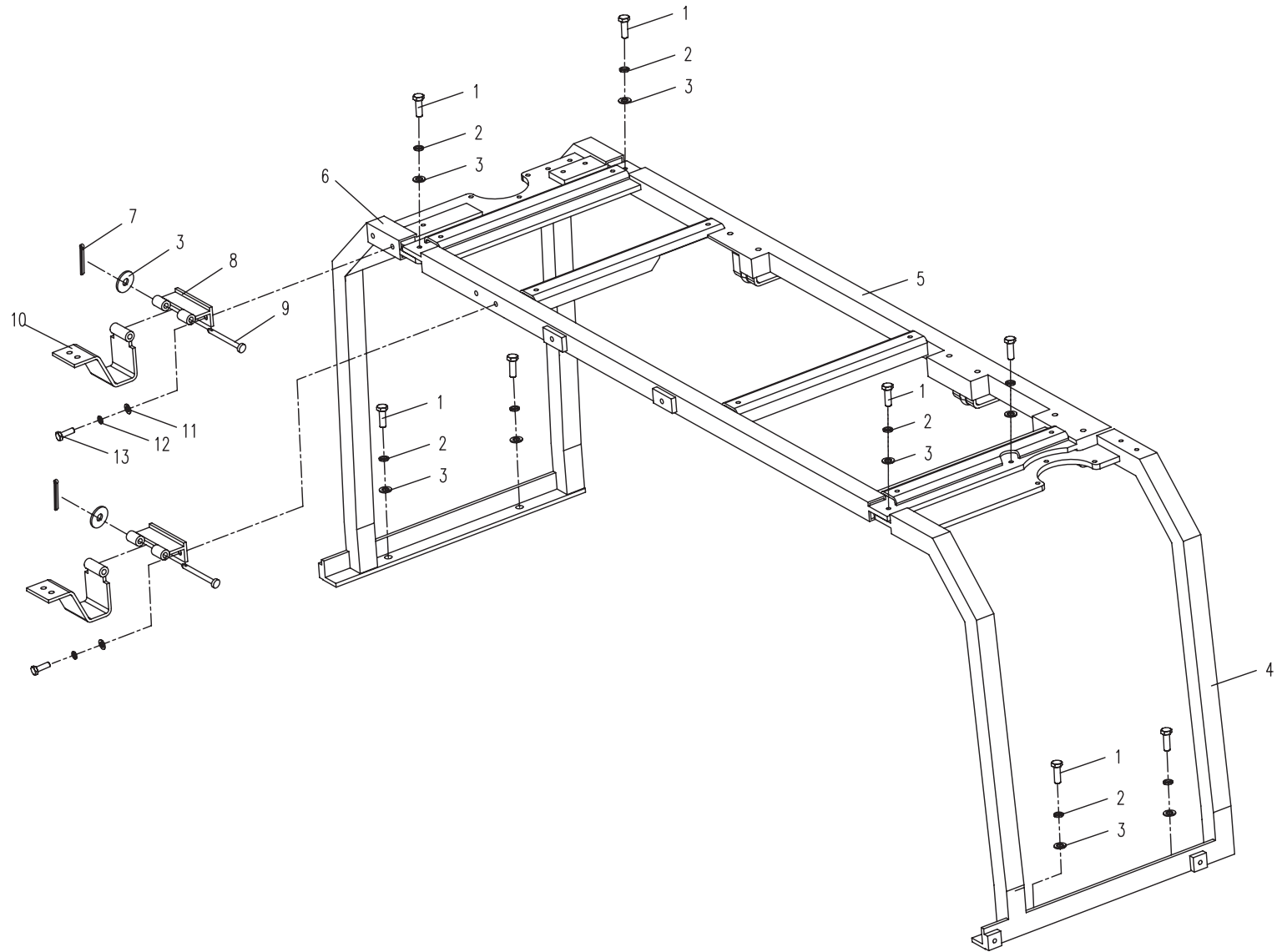
09.2.2 左右盖板(适用860K12,860K13,860K14机型) LEFT-RIGHT COVER (APPLY TO 860K12,60K13,860K14 TYPE)



09.3.1 支架组件(适用860K11,860K12,60K13,860K14机型) FRAME SUBASSEMBLY (APPLY TO 860K11,860K12,60K13,860K14 TYPE)

序号 No.	数量 Quantity	代号 Code	名称 Description		备注 Remark
		860K-0903000	支架组件	Frame subassembly	
1	8	M10×25 GB/T5783	六角头螺栓	Bolt	8.8-Zn.D
2	8	10 GB/T93	弹簧垫圈	Spring washer	Zn.D
3	10	10 GB/T97.1	平垫圈	Washer	Zn.D
4	1	860K-0903100	左架	Left frame	
5	1	860K-0903200	顶架	Top frame	
6	1	860K-0903300	右架	Right frame	
7	2	2.5X16 GB/T91	开口销	Cotter pin	Zn.D
8	2	860K-0903400	铰链座	Hinge seat	
9	2	10X120 GB/T882	销轴	Pin shaft	
10	2	860J-0907000C	铰链	Hinge	
11	4	8 GB/T97.1	平垫圈	Washer	Zn.D
12	4	8 GB/T93	弹簧垫圈	Spring washer	Zn.D
13	4	M8×20 GB/T5783	六角头螺栓	Bolt	8.8-Zn.D

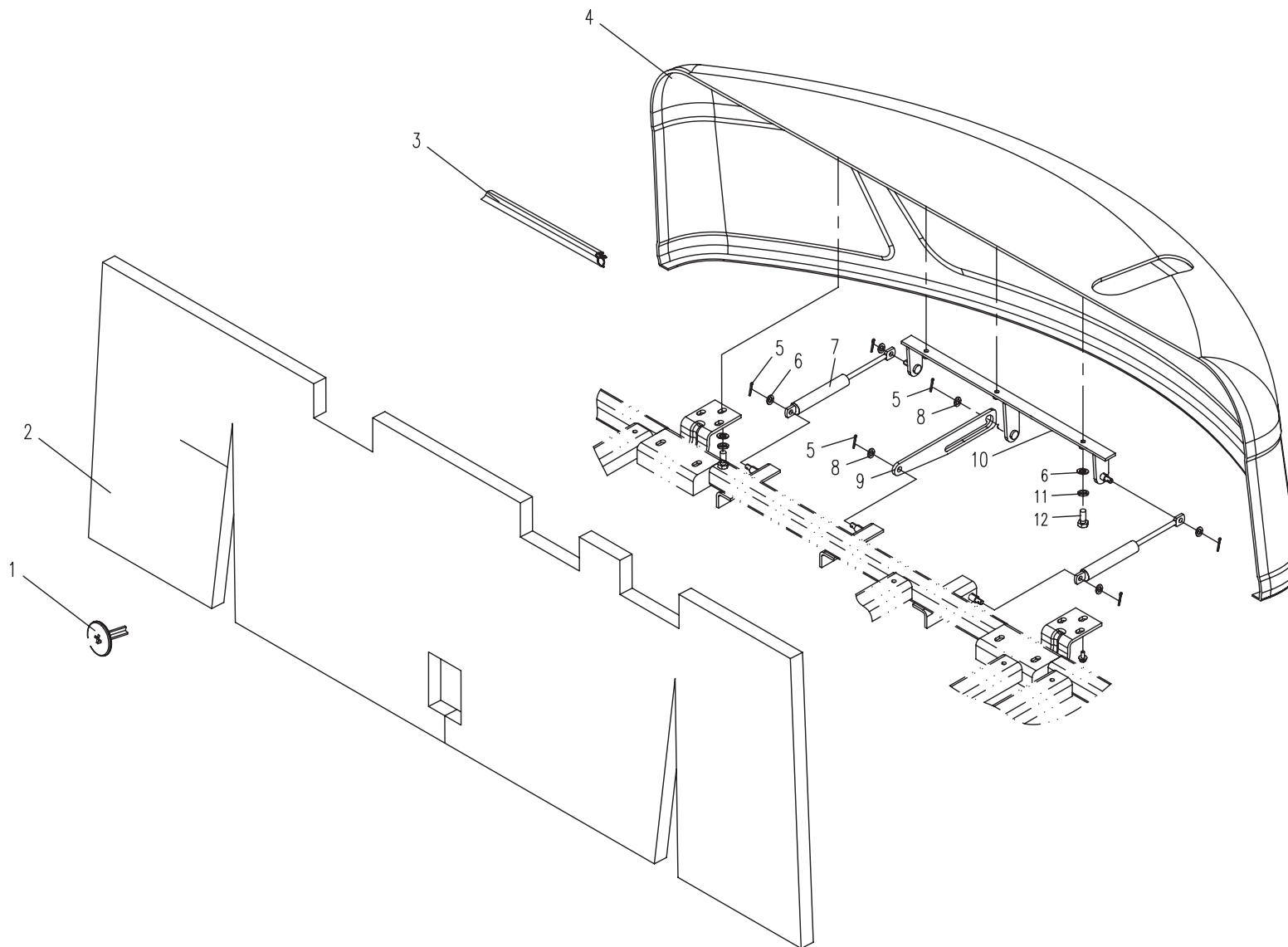
09.3.1 支架组件(适用860K11,860K12,60K13,860K14机型) FRAME SUBASSEMBLY (APPLY TO 860K11,860K12,60K13,860K14 TYPE)



10.1.1 发动机罩(适用于860K11,860K12,860K13,860K14机型) ENGINE HOOD (APPLY TO 860K11,860K12,860K13,860K14 TYPE)

序号 No.	数量 Quantity	代号 Code	名称 Description		备注 Remark
1	17	830D-1010001	塑料卡钉	Block	
2	1	860K-1001001	吸音绵	Sponge	
3	6.3m	860B-1000015B	密封胶条	Rubber seal strip	
4	1	860K-1001100	发动机罩体	Engie hood	适用于860K12,860K13,860K14机型
	1	860J-1006100	发动机罩体	Engie hood	适用于860K11机型
5	6	2.5×16 GB/T91	开口销	Cotter pin	Zn.D
6	13	8 GB/T97.1	平垫圈	Washer	Zn.D
7	2	850-1005000	气弹簧	Pneumatic support	适用于860K12,860K13,860K14机型
	1	860L-1000003	气弹簧	Pneumatic support	适用于860K11机型
8	4	10 GB/T97.1	平垫圈	Washer	Zn.D
9	1	860L-1000002	支撑	Support Plate	
10	1	860K-1000010A	支撑	Support Plate	
11	9	M8×25 GB/T5783	六角头螺栓	Bolt	8.8-Zn.D
12	9	8 GB/T93	弹簧垫圈	Washer	Zn.D

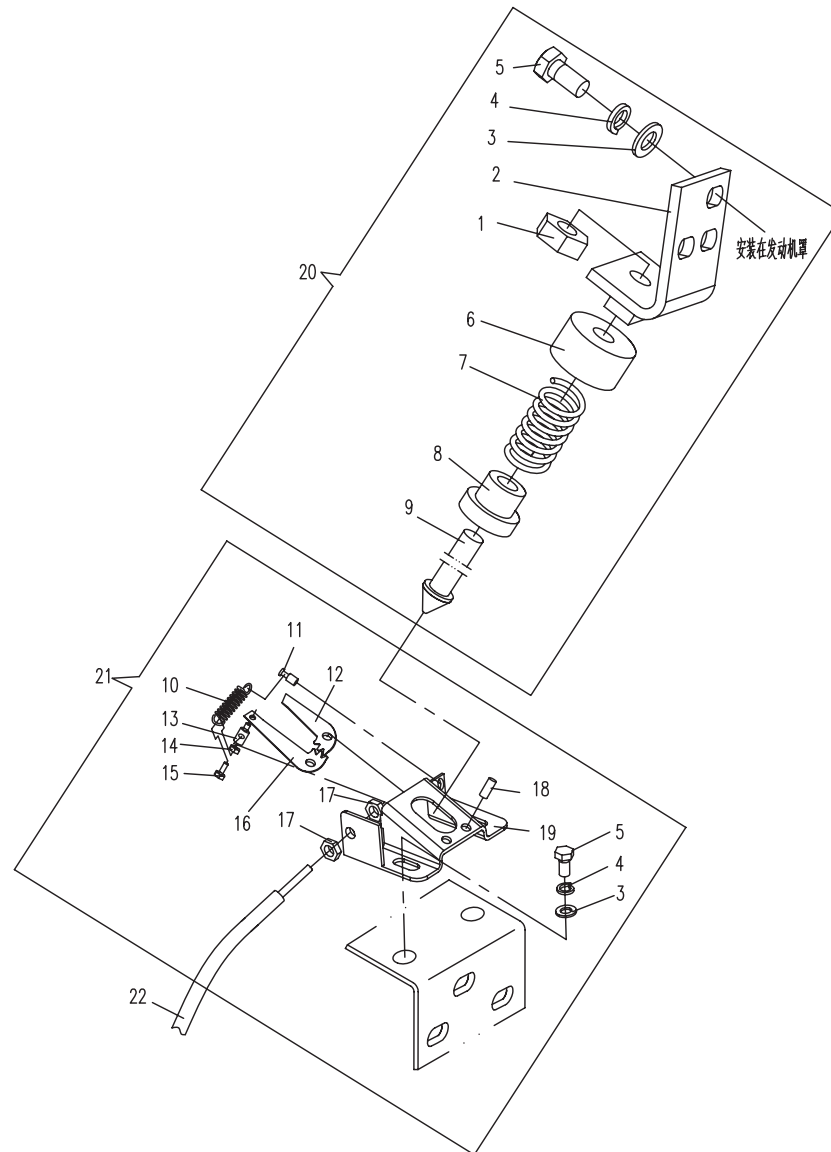
10.1.1 发动机罩(适用于860K11,860K12,860K13,860K14机型) ENGINE HOOD (APPLY TO 860K11,860K12,860K13,860K14 TYPE)



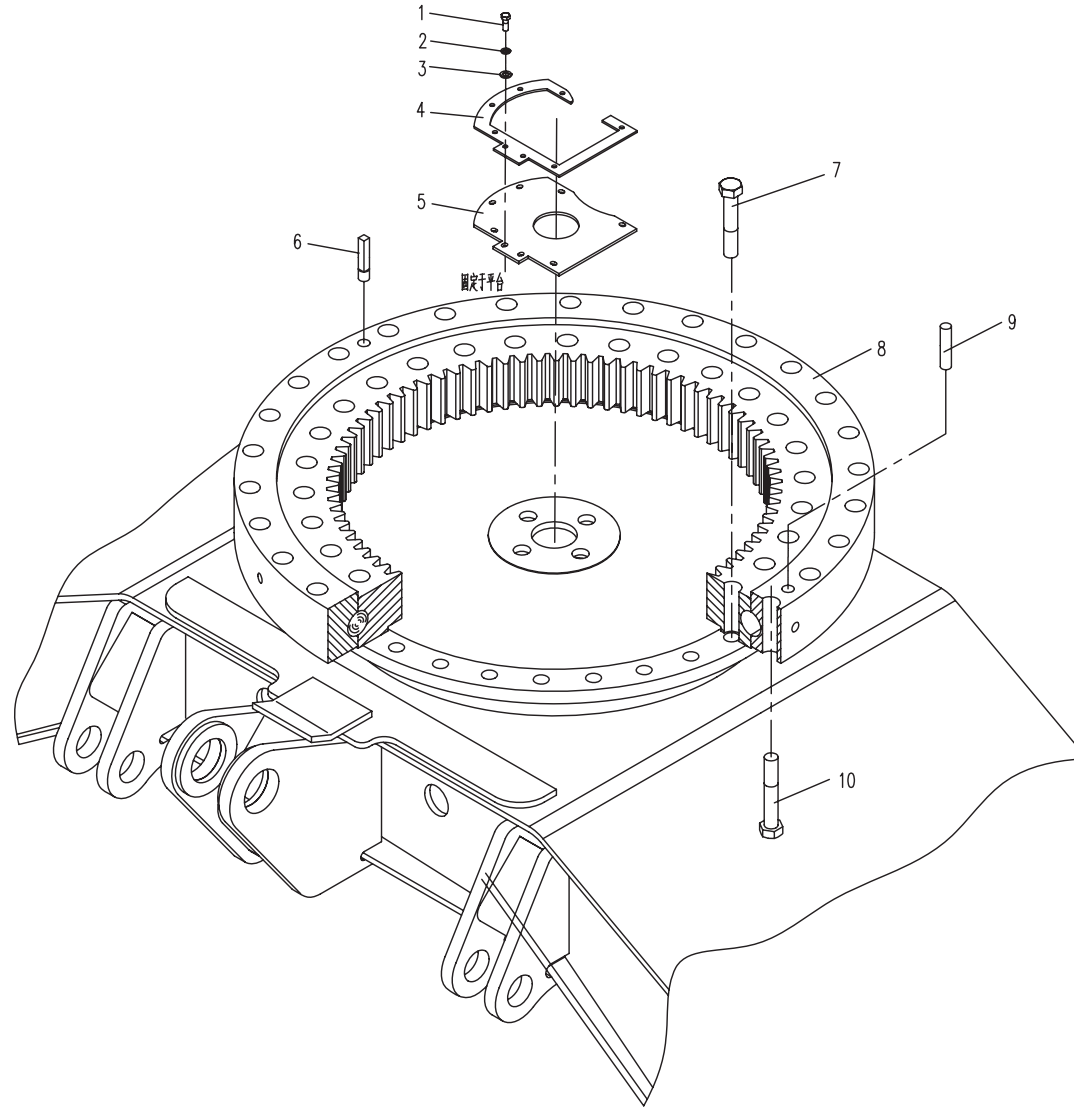
10.2.1 发动机罩锁装置(适用于860K11,860K12,860K13,860K14 机型) ENGINE HOOD LOCK EQUIPMENT (APPLY TO 860K11,860K12,860K13,860K14 TYPE)

序号 No.	数量 Quantity	代号 Code	名称 Description		备注 Remark
1	1	M12 GB/T6170	1型六角螺母	Nut	8-Zn.D
2	1	830D-1014200	锁销座	Lock pin pedestal	
3	5	10 GB/T97.1	平垫圈	Washer	Zn.D
4	5	10 GB/T93	弹簧垫圈	Spring washer	Zn.D
5	5	M10×20 GB/T5783	六角头螺栓	Bolt	8.8-Zn.D
6	1	830D-1014003	螺母	Nut	
7	1	830D-1014004	弹簧	Spring	
8	1	830D-1014005	弹簧座	Spring pedestal	
9	1	830D-1014002	锁销	Lockpin	
10	1	830D-1014001	拉簧	Tension spring	
11	1	830D-1014103	销轴	Shaft pin	
12	1	830D-1014104	右卡板	Right check plate	
13	1	830D-1014101	软轴固定销	Immobile pin	
14	1	M5 GB/T6170	1型六角螺母	Nut	8-Zn.D
15	1	M5×16 GB/T5783	六角头螺栓	Bolt	8.8-Zn.D
16	1	830D-1014105	左卡板	Left check plate	
17	2	M10×1 GB/T6172.1	六角薄螺母	Nut	8-Zn.D
18	2	830D-1014102	转轴	Rotational pin	
19	1	830D-1014110	座	Pedestal	
20	1	830D-1051000	锁销组件	Lockpin assembly	
21	1	830D-1052000	锁座组件	Lock-pedestal assembly	
22	1	860-1015200	软管组件	Soft-pipe subassembly	

10.2.1 发动机罩锁装置(适用于860K11,860K12,860K13,860K14 机型)
ENGINE HOOD LOCK EQUIPMENT (APPLY TO 860K11,860K12,860K13,860K14 TYPE)



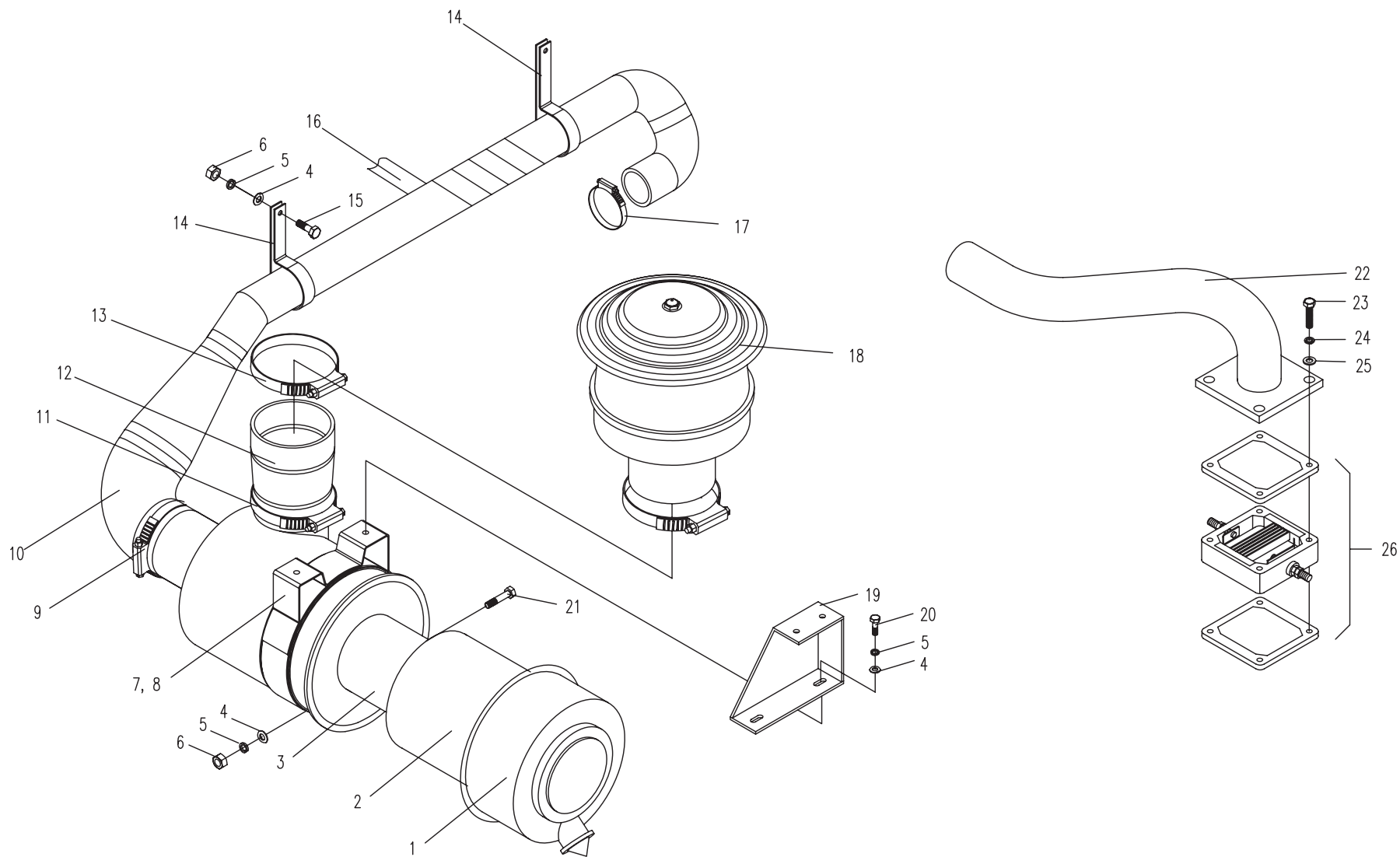
11.1.1 回转机构（适用于860K11,860K12,860K13,860K14机型）SLEWING SUPPORT (APPLY TO 860K11,860K12,860K13,860K14 TYPE)



12.1.1 进气系统（适用860K11机型）AIRINLET SYSTEM (APPLY TO 860K11 TYPE)

序号 No.	数量 Quantity	代号 Code	名称 Description		备注 Remark
1	1	860B-1201100A	空气滤清器	Air filter	
2	1	860B-1201110	空滤器主滤芯	Main core of air cleaner	P828889
3	1	860B-1201120	空滤器安全滤芯	Safety core of air cleaner	P829333
4	3	8 GB/T97.1	平垫圈	Washer	Zn.D
5	3	8 GB/T93	弹簧垫圈	Spring washer	Zn.D
6	3	M8 GB/T6170	1型六角螺母	Nut	8-Zn.D
7	1	860L-1201100	空滤器支架	Bracket	
8	1	860B-1201011	橡胶垫	Rubber mat	
9	1	860B-1201008	T型卡箍	T-Hoop	
10	1	860K-1213001	进气管	Air-inlet pipe	
11	1	860B-1201009	T型卡箍	T-Hoop	
12	1	860L-1201002	进气接管	Air-inlet pipe	
13	1	850-1201008	T型卡箍	T-Hoop	
14	2	855A-1201003	管夹	Pipe clamp	
15	6	M8×30 GB/T5783	六角头螺栓	Bolt	8.8-Zn.D
16	1	830H-1202008	隔热膜	Asbestos	
17	1	d70 JB/T8870	喉箍	Hoop	
18	1	850-1201400	空气预滤器	Aerial dust filter	
19	1	860K-1211002	空滤连接板	Connecting plate	
20	2	M8×20 GB/T5783	六角头螺栓	Bolt	8.8-Zn.D
21	1	M8×50 GB/T5783	六角头螺栓	Bolt	8.8-Zn.D
22	1	860B-1201007	进气歧管	Air intake pipe	
23	4	M10X55 GB/T5783	六角头螺栓	Bolt	8.8-Zn.D
24	4	10 GB/T93	弹簧垫圈	Spring washer	
25	4	10 GB/T97.1	平垫圈	Washer	
26	1	850-1201300A	空气加热器	Heater of air	

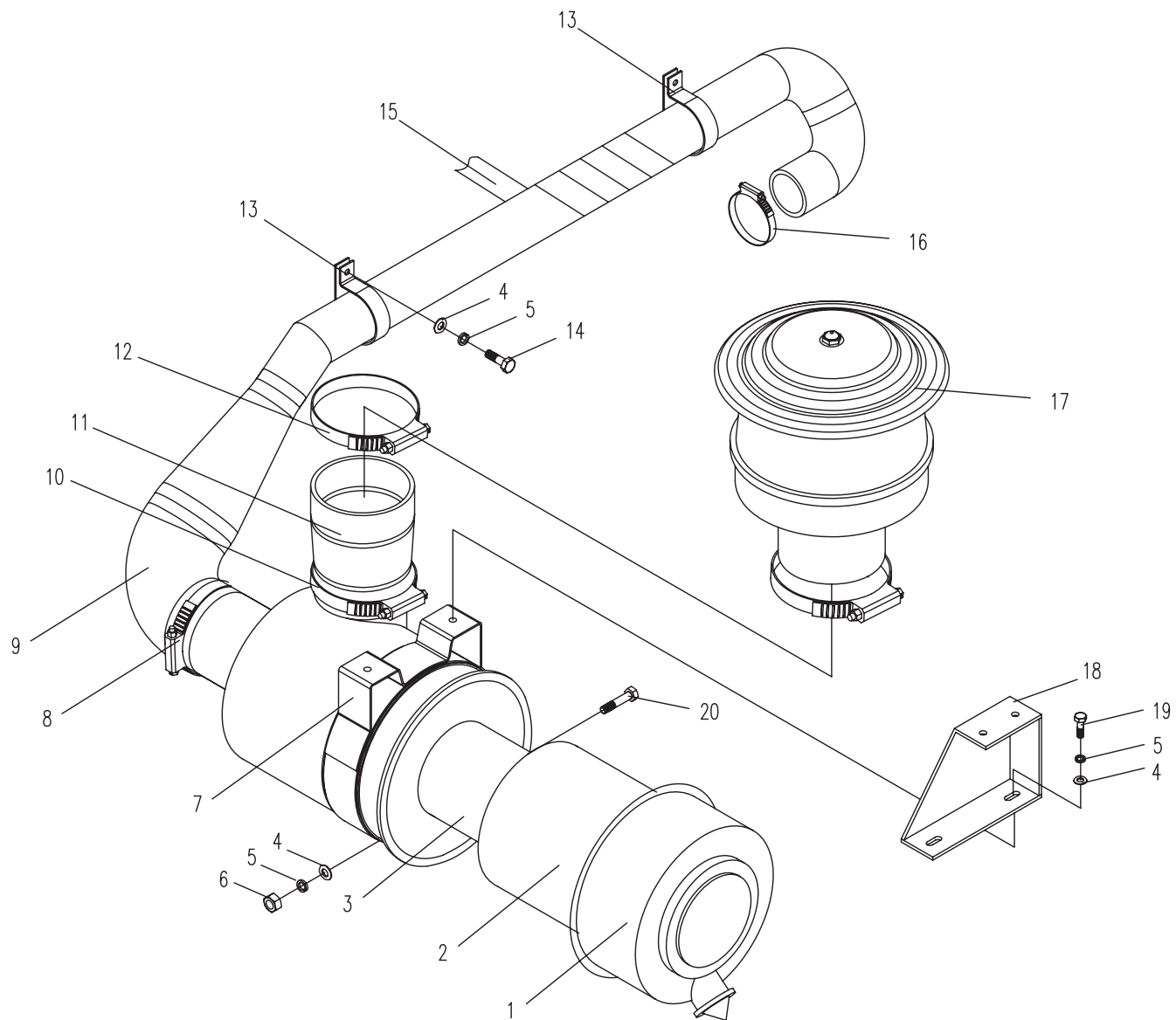
12.1.1 进气系统 (适用860K11机型) AIRINLET SYSTEM (APPLY TO 860K11 TYPE)



12.1.2 进气系统（适用860K12,860K13,860K14机型）AIRINLET SYSTEM (APPLY TO 860K12,860K13,860K14 TYPE)

序号 No.	数量 Quantity	代号 Code	名称 Description		备注 Remark
1	1	860B-1201100A	空气滤清器	Air filter	
2	1	860B-1201110	空滤器主滤芯	Main core of air cleaner	P828889
3	1	860B-1201120	空滤器安全滤芯	Safety core of air cleaner	P829333
4	3	8 GB/T97.1	平垫圈	Washer	Zn.D
5	3	8 GB/T93	弹簧垫圈	Spring washer	Zn.D
6	1	M8 GB/T6170	1型六角螺母	Nut	8-Zn.D
7	1	860L-1201100	空滤器支架	Bracket	
8	1	860B-1201008	T型卡箍	T-Hoop	
9	1	860K-1211001A	进气管	Air-inlet pipe	
10	1	860B-1201009	T型卡箍	T-Hoop	
11	1	860L-1201002	进气接管	Air-inlet pipe	
12	1	850-1201008	T型卡箍	T-Hoop	
13	2	828-1202004	管箍	Pipe hoop	
14	2	M8×30 GB/T5783	六角头螺栓	Bolt	8.8-Zn.D
15	1	830H-1202008	隔热膜	Asbestos	
16	1	830H-1202004	T型卡箍	T-Hoop	
17	1	850-1201400	空气预滤器	Aerial dust filter	
18	1	860K-1211002	空滤连接板	Connecting plate	
19	2	M8×20 GB/T5783	六角头螺栓	Bolt	8.8-Zn.D
20	1	M8×45 GB/T5783	六角头螺栓	Bolt	8.8-Zn.D

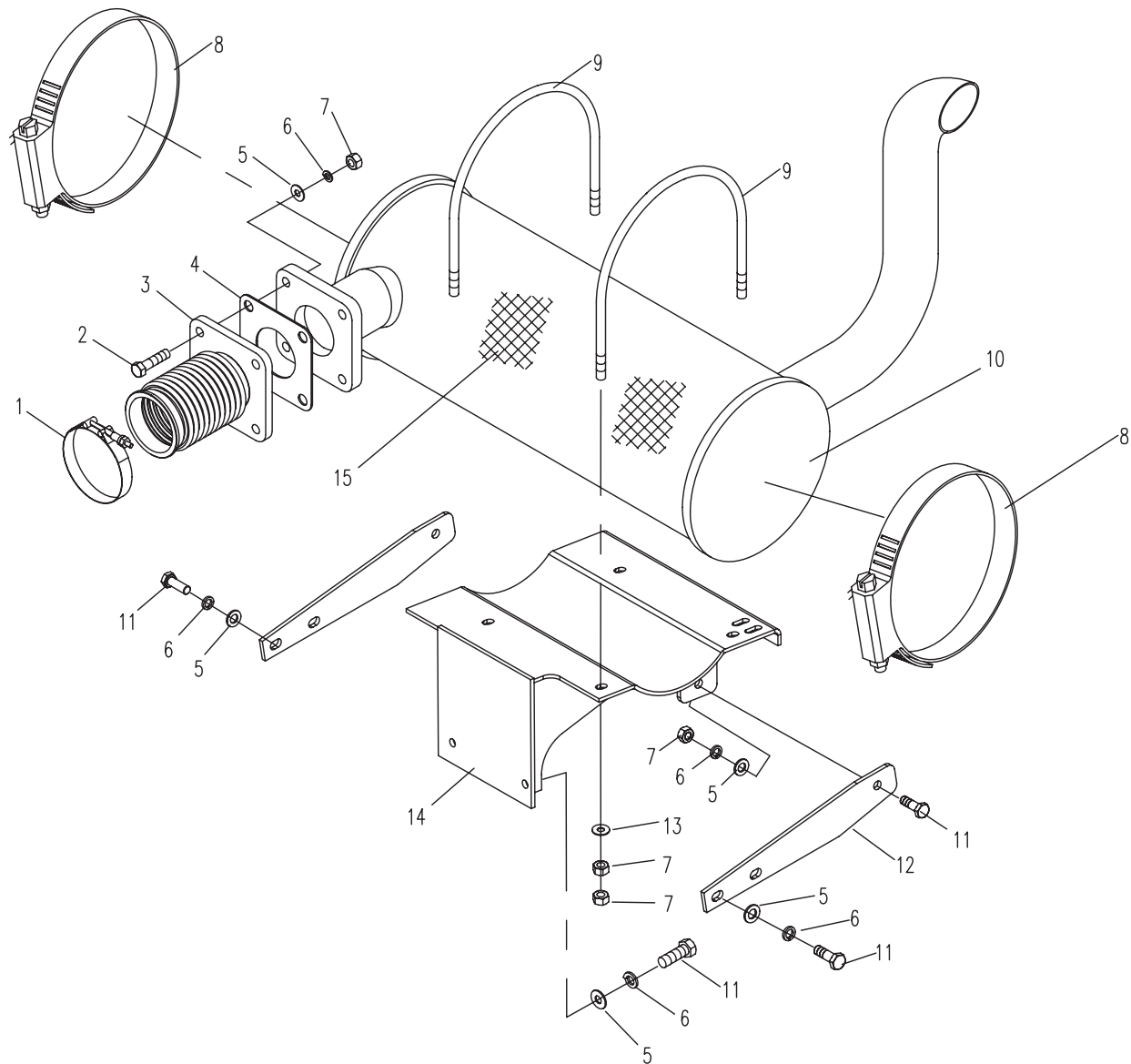
12.1.2 进气系统（适用860K12,860K13,860K14机型）AIRINLET SYSTEM (APPLY TO 860K12,860K13,860K14 TYPE)



12.2.1 排气系统 (适用860K11机型) EXHAUST SYSTEM (APPLY TO 860K11 TYPE)

序号 No.	数量 Quantity	代 号 Code	名 称 Description		备 注 Remark
1	1	860B-1204200	卡箍	Clamp	
2	4	M10×40 GB/T5783	六角头螺栓	Bolt	8. 8-Zn. D
3	1	860B-1204001	排气接管	Exhaust tube	
4	1	870-1204001	石棉垫	Asbestos mat	
5	12	10 GB/T 97.1	弹簧垫圈	Spring washer	Zn.D
6	12	10 GB/T 93	平垫圈	Washer	Zn. D
7	14	M10 GB/T 6170	I 型六角螺母	Nut	8-Zn.D
8	2	d210 JB/T8870	喉箍	Hoop	Zn. D
9	2	860B-1204004	紧固箍	Clamp	
10	1	860K-1214100	消声器	Muffler	
11	8	M10×30 GB/T5783	六角头螺栓	Bolt	10.9-氧化
12	2	860B-1204005	拉板	Pull plate	
13	4	10 GB/T96	大垫圈	Washer	Zn.D
14	1	860B-1204300C	消声器支架	Muffler bracket	
15	1	860K-1214001	消声器包裹材料	Wrappage for muffler	

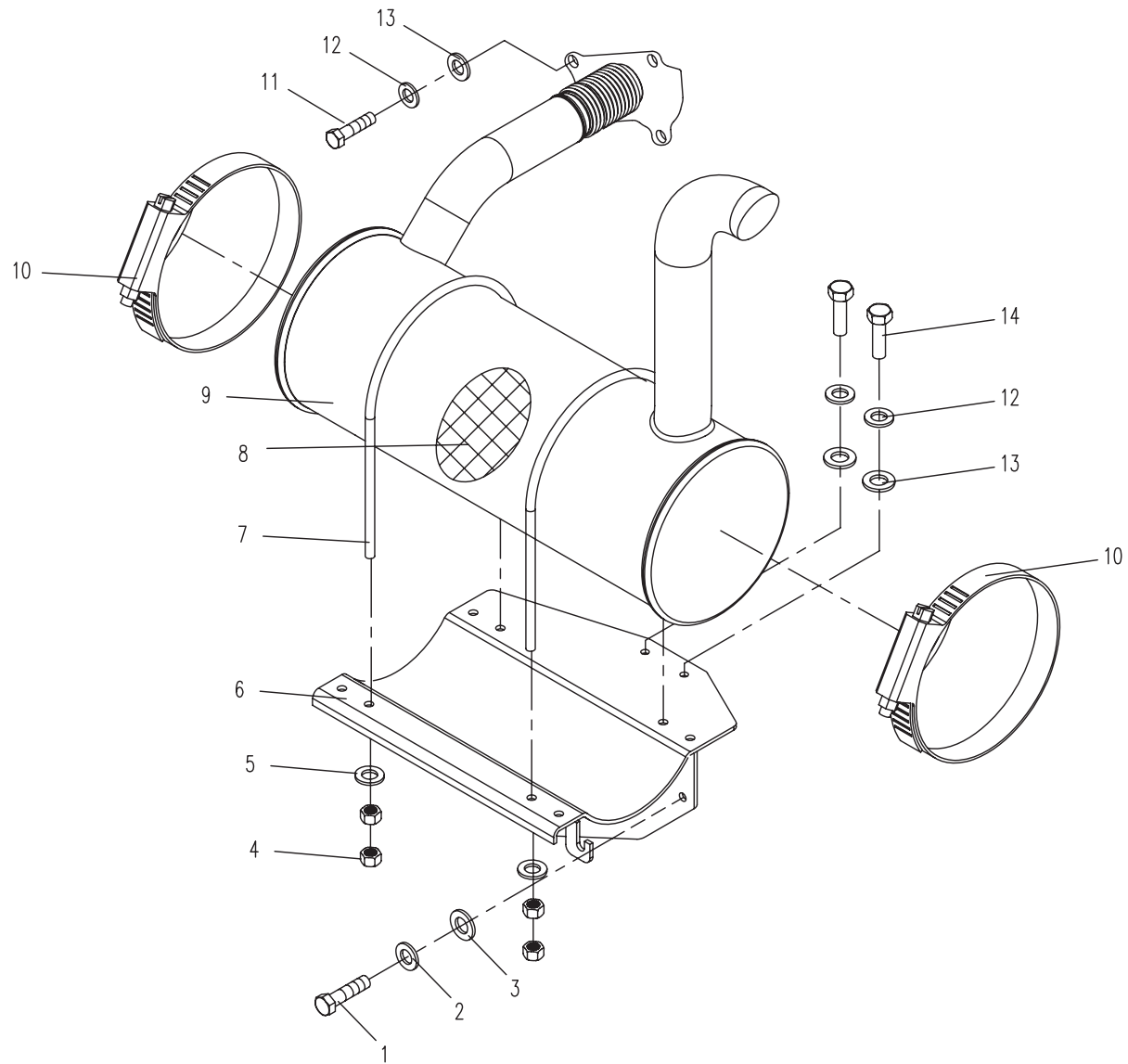
12.2.1 排气系统（适用860K11机型） EXHAUST SYSTEM (APPLY TO 860K11 TYPE)



12.2.2 排气系统（适用860K12，860K13，860K14机型） EXHAUST SYSTEM (APPLY TO 860K12, 860K13, 860K14 TYPE)

序号 No.	数量 Quantity	代号 Code	名称 Description		备注 Remark
1	4	M10×35GB/T5783	六角头螺栓	Bolt	10.9-达克罗
2	4	10 GB/T 93	弹簧垫圈	Spring washer	Zn. D
3	4	10 GB/T 97.1	平垫圈	Washer	Zn.D
4	8	M10 GB/T6170	1型六角螺母	Nut M8	8-Zn. D
5	4	10 GB/T96	大垫圈	Bigger washer	Zn.D
6	1	860K-1202200	消声器支架	Muffler bracket	
7	2	860B-1204004	紧固箍	Clamp	
8	1	860K-1202001	消声器包裹材料	Wrappage for muffler	
9	1	860K-1202100	消声器	Muffler	
10	2	d210 JB/T8870	喉箍	Hoop	Zn. D
11	4	M8×30 GB/T5783	六角头螺栓	Bolt	8.8-Zn.D
12	6	8 GB/T 93	弹簧垫圈	Spring washer	Zn. D
13	6	8 GB/T 97.1	平垫圈	Washer	Zn.D
14	2	M8×30 GB/T5783	六角头螺栓	Bolt	10.9-达克罗

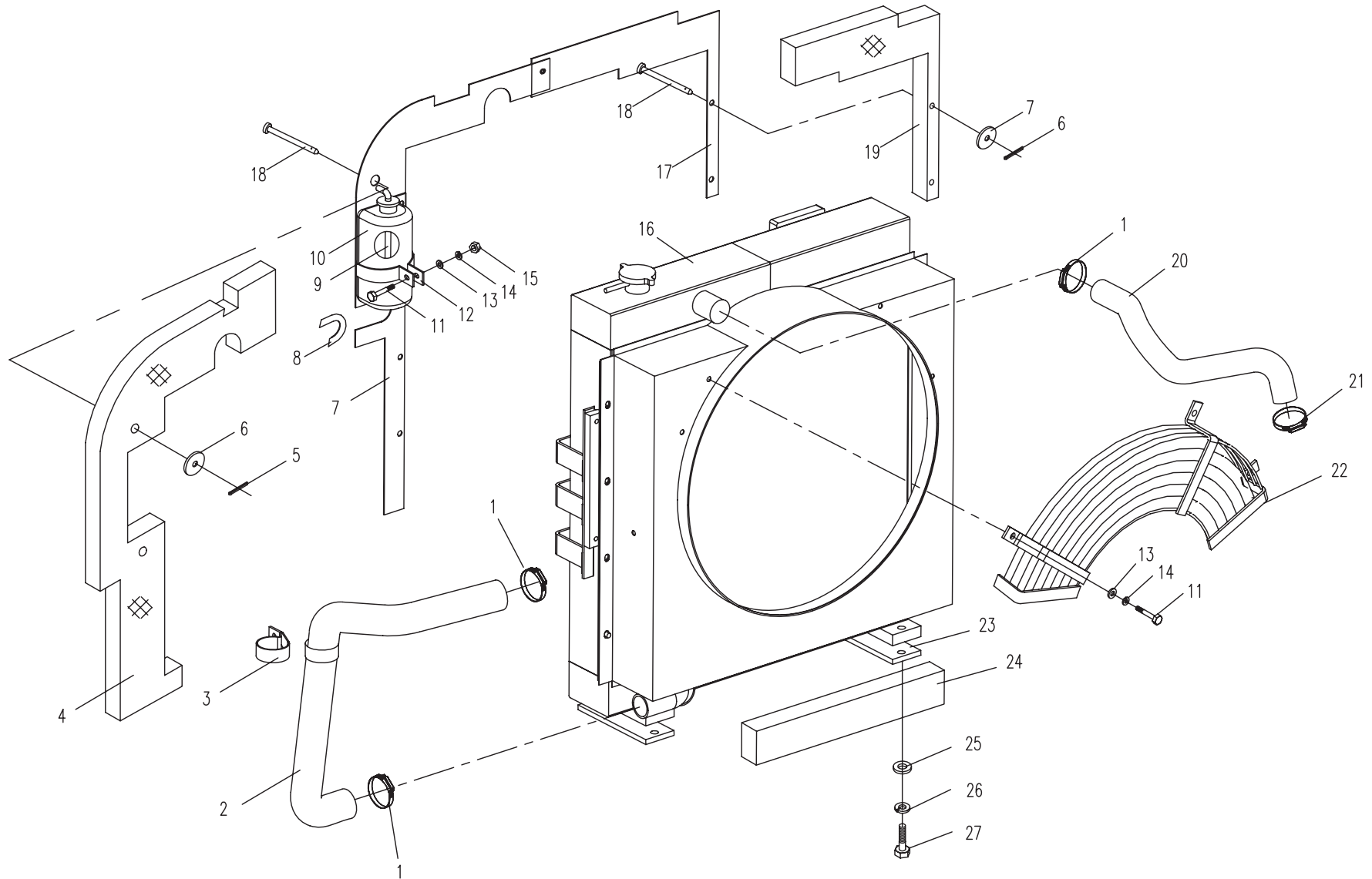
12.2.2 排气系统（适用860K12，860K13，860K14机型）EXHAUST SYSTEM (APPLY TO 860K12, 860K13, 860K14 TYPE)



12.3.1 冷却系统（适用860K11机型） COOLING SYSTEM (APPLY TO 860K11 TYPE)

序号 No.	数量 Quantity	代号 Code	名称 Description		备注 Remark
1	3	d65 Q672	双钢丝式环箍	Hoop	
2	1	860K-1212002	下水管	Lower water pipe	
3	1	855A-1203003	固定箍	Hoop clamp	
4	1	860K-1212005	左隔热垫	Left heat-insulation spacer	
5	5	830-1201013	垫片	Spacer	
6	5	1.6×16 GB/T91	开口销	Cotter pin	Zn.D
7	1	860K-1212003	左隔热板	Left plate	
8	1	810-1506004	橡胶边条	Rubber regula	
9	1	830-1201014	胶管	Hose	
10	1	830-1201015	平衡罐	Balancing container	
11	6	M8×25 GB/T5783	六角头螺栓	Bolt	8.8-Zn.D
12	1	860-1202600	支架	Bracket	
13	6	8 GB/T97.1	平垫圈	Washer	Zn.D
14	6	8 GB/T93	弹簧垫圈	Washer	Zn.D
15	5	M8 GB/T6170	1型六角螺母	Nut	8-Zn.D
16	1	860K-1212300	散热器总成	Radiator assembly	
17	1	860K-1212004	右隔热板	Right plate	
18	5	4×45 GB/T882	销轴	Pin	Zn.D
19	1	860K-1212006	右隔热垫	Right heat-insulation spacer	
20	1	860K-1212001A	上水管	Upper water pipe	
21	1	d45 Q672	双钢丝式喉箍	Hoop	
22	1	860K-1212400	护网	Fan fender	
23	2	860J-1214004	胶垫	Rubber cushion	
24	1	860J-1214006	下隔热垫II	Lower heat-insulation spacer II	
25	4	12 GB/T97.1	平垫圈	Washer	Zn.D
26	4	12 GB/T93	弹簧垫圈	Washer	Zn.D
27	4	M12×50 GB/T5783	六角头螺栓	Bolt	8.8-Zn.D

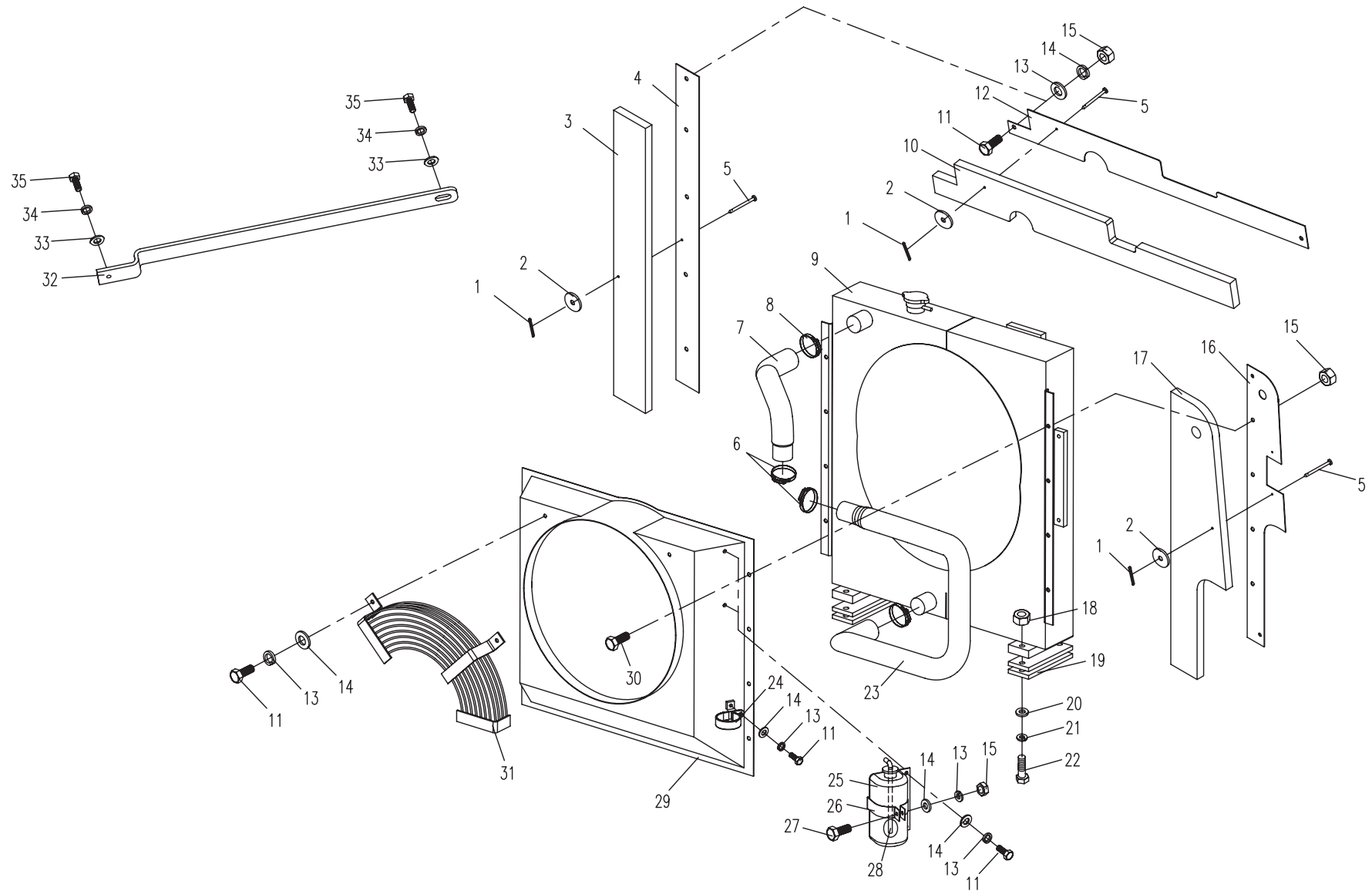
12.3.1 冷却系统（适用860K11机型） COOLING SYSTEM (APPLY TO 860K11 TYPE)



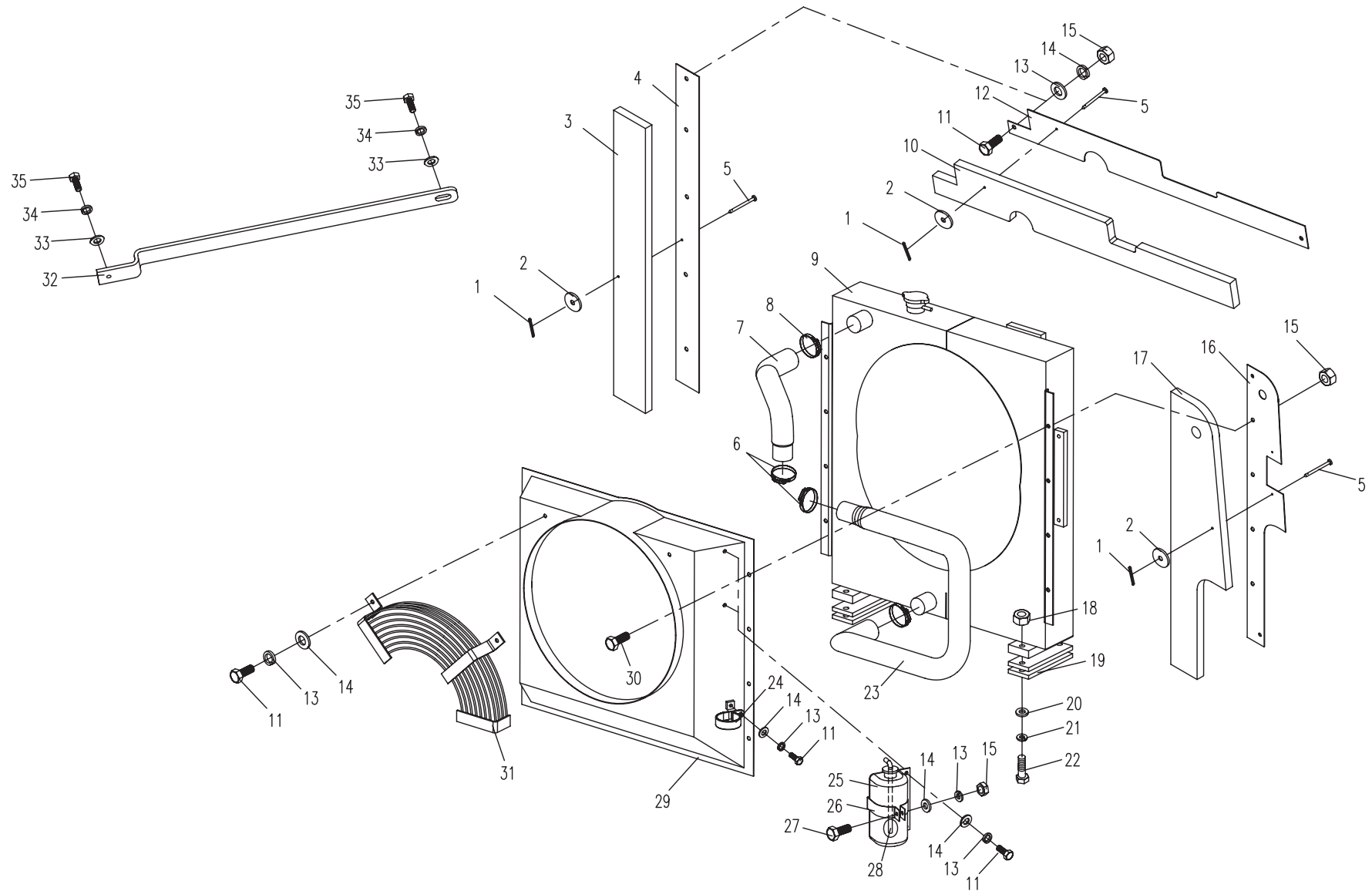
12.3.2 冷却系统（适用860K12,860K13,860K14机型） COOLING SYSTEM (APPLY TO 860K12,860K13,860K14 TYPE)

序号 No.	数量 Quantity	代号 Code	名称 Description		备注 Remark
1	14	1.6×16 GB/T91	开口销	Cotter pin	Zn.D
2	14	830-1201013	垫片	Spacer	
3	1	860H-1203004	左隔热垫	Left heat-insulation spacer	
4	1	860H-1203003	左隔热板	Left plate	
5	14	4×45 GB/T882	销轴	Pin	Zn.D
6	2	d50 Q672	双钢丝式喉箍	Hoop	
7	1	860H-1203001	上水管	Upper water pipe	
8	2	d55 Q672	双钢丝式环箍	Hoop	
9	1	860H-1203100	散热器总成	Radiator assembly	
10	1	860H-1203008	上隔热垫	Upper heat-insulation spacer	
11	7	M8×16 GB/T5783	六角头螺栓	Bolt	8.8-Zn.D
12	1	860H-1203007	上隔热板	Upper plate	
13	16	8 GB/T97.1	平垫圈	Washer	Zn.D
14	16	8 GB/T93	弹簧垫圈	Washer	Zn.D
15	5	M8 GB/T6170	1型六角螺母	Nut	8-Zn.D
16	1	860H-1203005	右隔热板	Rignt plate	
17	1	860H-1203006	右隔热垫	Rignt heat-insulation spacer	
18	4	M12 GB/T6170	1型六角螺母	Nut	8-Zn.D
19	4	860J-1214004	胶垫	Rubber cushion	
20	4	12 GB/T97.1	平垫圈	Washer	Zn.D
21	4	12 GB/T93	弹簧垫圈	Spring Washer	Zn.D
22	4	M12×50 GB/T5783	六角头螺栓	Bolt	8.8-Zn.D
23	1	860H-1203002	下水管	Lower water pipe	
24	1	860J-1202007	管夹	Pipe clamp	
25	1	830-1201015	平衡罐	Balancing container	
26	1	860-1202600	支架	Bracket	
27	16	M8×25 GB/T5783	六角头螺栓	Bolt	8.8-Zn.D
28	1	830-1201014	胶管	Hose	

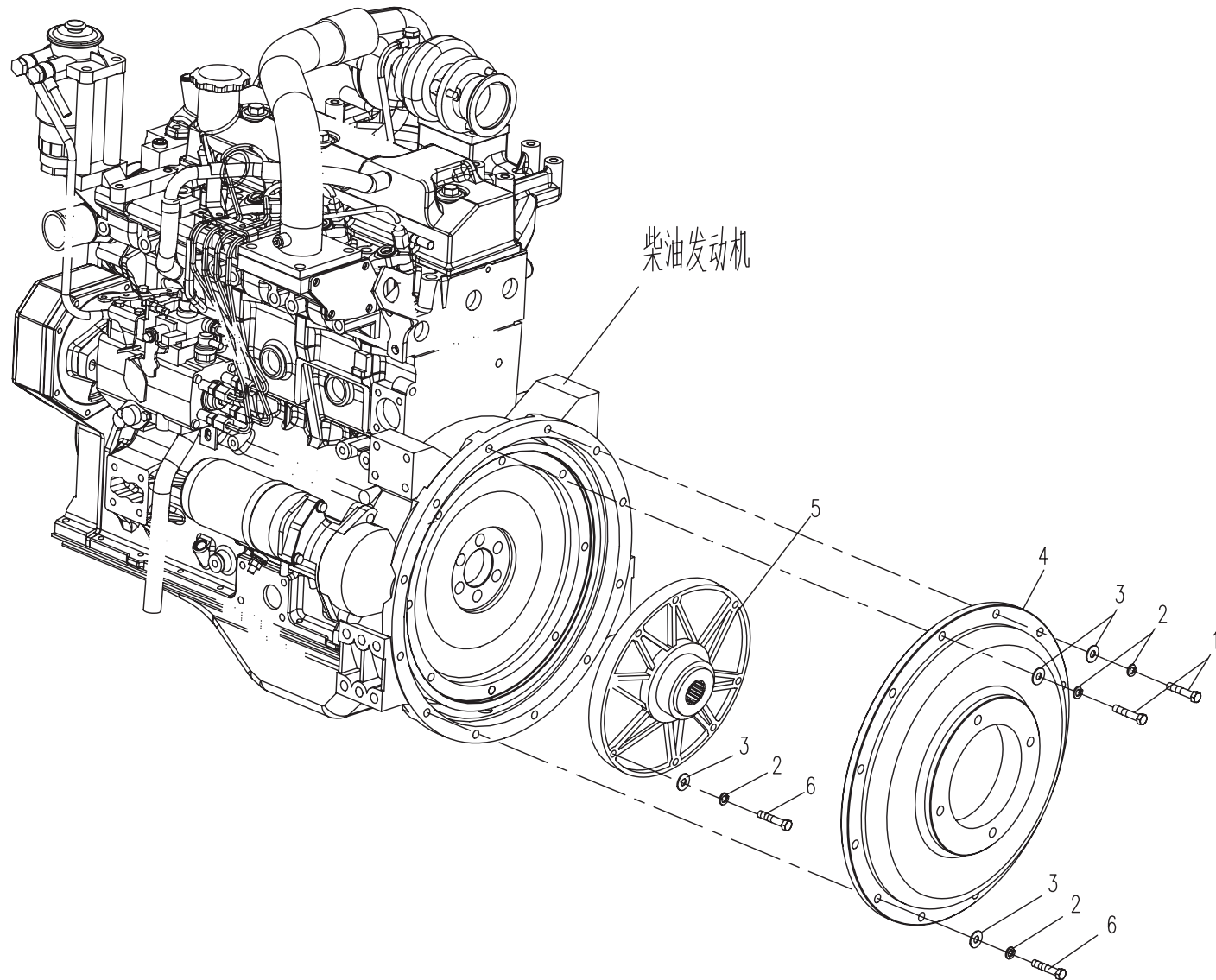
12.3.2 冷却系统（适用860K12,860K13,860K14机型） COOLING SYSTEM (APPLY TO 860K12,860K13,860K14 TYPE)



12.3.2 冷却系统（适用860K12,860K13,860K14机型） COOLING SYSTEM (APPLY TO 860K12,860K13,860K14 TYPE)



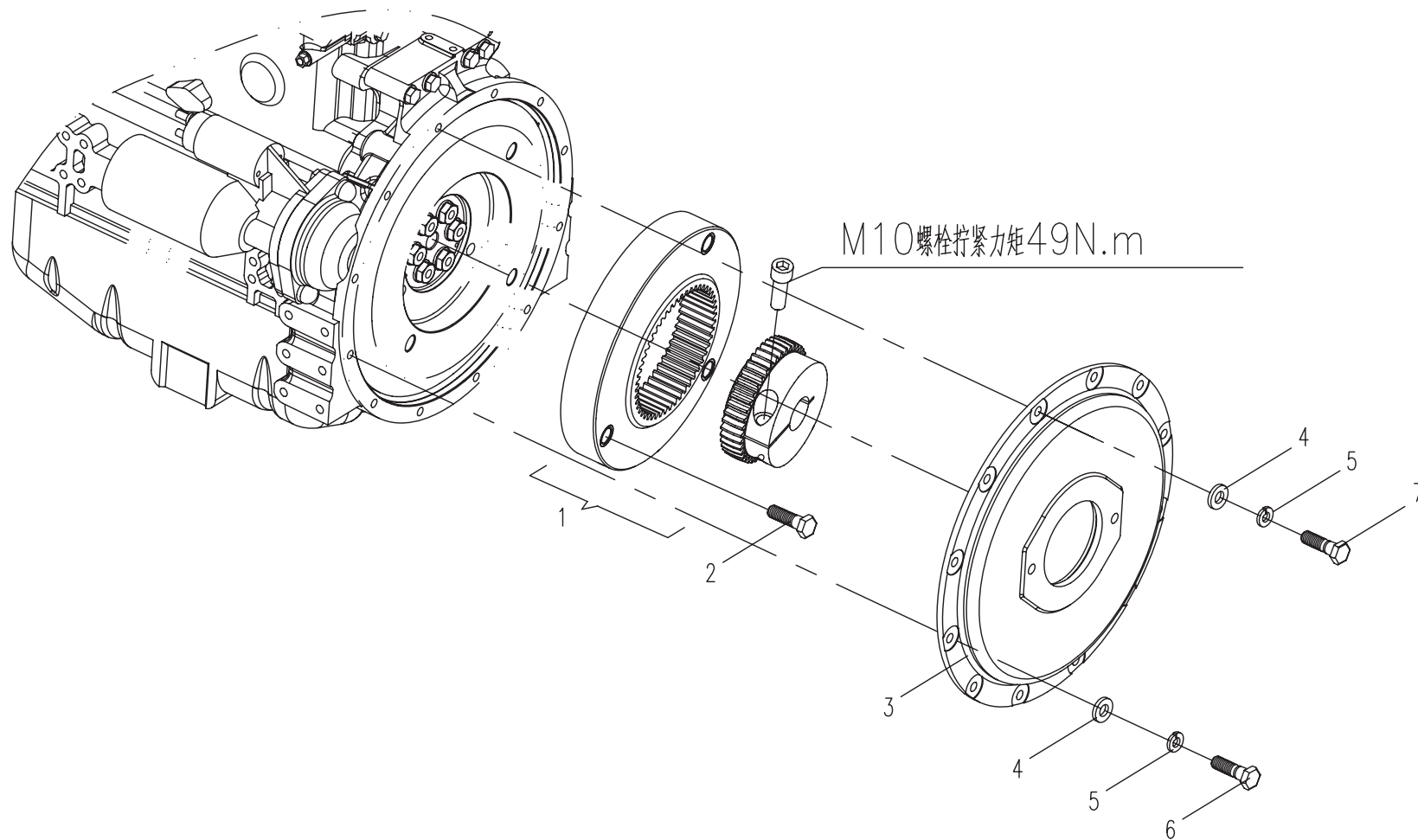
12.4.1 动力输出系统(适用860K11机型) POWER OUTLET SYSTEM (APPLY TO 860K11 TYPE)



12.4.2 动力输出系统(适用860K12,860K13,860K14机型) POWER OUTLET SYSTEM (APPLY TO 860K12,860K13,860K14 TYPE)

序号 No.	数量 Quantity	代号 Code	名称 Description		备注 Remark
	1	860K-1207000	柴油机	Enging	YANMAR4TNV98T-SFN
1	1	860K-1204100	联轴器	Coupling	适用860K12
	1	860K-1234100	联轴器	Coupling	适用860K13, 860K14
2	3	M14×45 GB/T5783	六角头螺栓	Bolt	10.9-达克罗
3	1	860K-1204001	飞轮壳连接盘	Connecting disc	
4	8	M10×30 GB/T5783	六角头螺栓	Bolt	8.8-Zn. D
5	12	10 GB/T93	弹簧垫圈	Spring washer	Zn. D
6	12	10 GB/T97. 1	垫圈	Washer	Zn. D
7	4	M10×35 GB/T5783	六角头螺栓	Bolt	10.9-达克罗

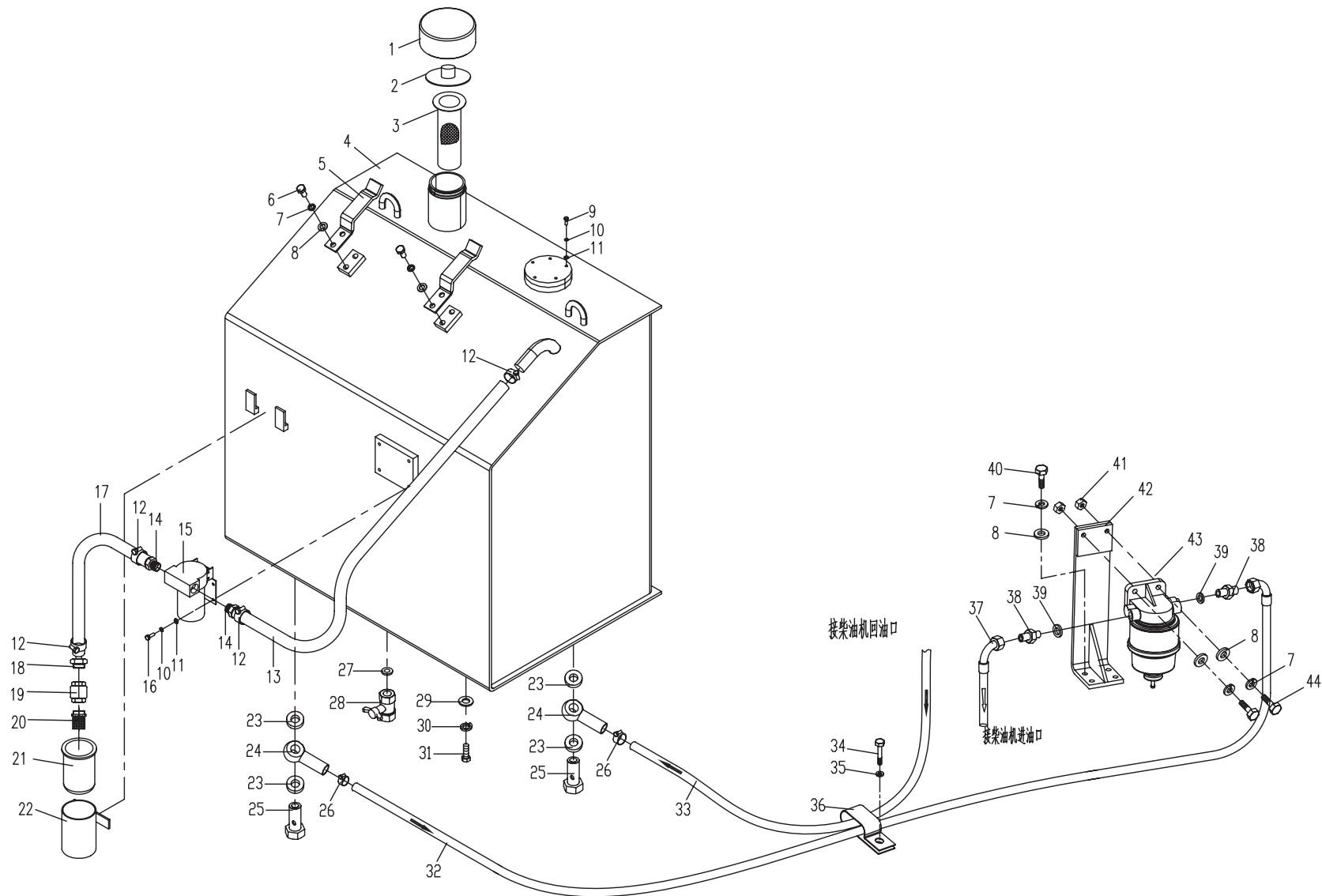
12.4.2 动力输出系统(适用860K12,860K13,860K14机型) POWER OUTLET SYSTEM (APPLY TO 860K12,860K13,860K14 TYPE)



12.5.1 燃油系统(适用860K11机型) FUEL SUPPLY SYSTEM (APPLY TO 860K11 TYPE)

序号 No.	数量 Quantity	Code	名称 Description		备注 Remark
1	1	801-1205002	注油口盖	Tank cover	
2	1	801-1205300	燃油箱补气阀	Air valve	
3	1	801-1205400	滤网	Filter sieve	
4	1	860J-1205100B	油箱体	Fuel tank	
5	2	858-1205005	压板	Hoop	
6	4	M8×16 GB/T5783	六角头螺栓	Bolt	8.8-Zn.D
7	7	8 GB/T93	弹簧垫圈	Spring washer	Zn.D
8	7	8 GB/T97.1	平垫圈	Washer	Zn.D
9	5	M5×12 GB/T5783	六角头螺栓	Bolt	8.8-Zn.D
10	9	5 GB/T93	弹簧垫圈	Spring washer	Zn.D
11	9	5 GB/T97.1	平垫圈	Washer	Zn.D
12	4	d32 JB/T8870	喉箍	Hoop	
13	1	860J-1205003	出油管	Fuel-out pipe	
14	2		G3/4管接头	G3/4 tie-in	随加油泵来
15	1	858-1205400	加油泵总成	Petrol pump assembly	选装
		858-1205500	加油泵总成	Petrol pump assembly	选装
16	4	M5×16 GB/T5783	六角头螺栓	Bolt	8.8-Z.nD
17	1	860J-1205001	进油管	Fuel-intake pipe	
18	1		G1管接头	G1 tie-in	随加油泵来
19	1		吸油单向阀	Checkvalve	随加油泵来
20	1		吸油过滤网	Filter sieve	随加油泵来
21	1	885A-1205003	橡胶筒	Rubber canister	
22	1	885A-1205400	油筒	Oil canister	
23	4	820-8500002	密封垫	Pressurize mat	
24	2	860J-1205004	泄油接管	Joining pipe	
25	2	820-8500001	铰接螺栓	Link bolt	
26	3	d20 JB/T8870	喉箍	Hoop	
27	1	860-1205005	胶垫圈	Rubber washer	

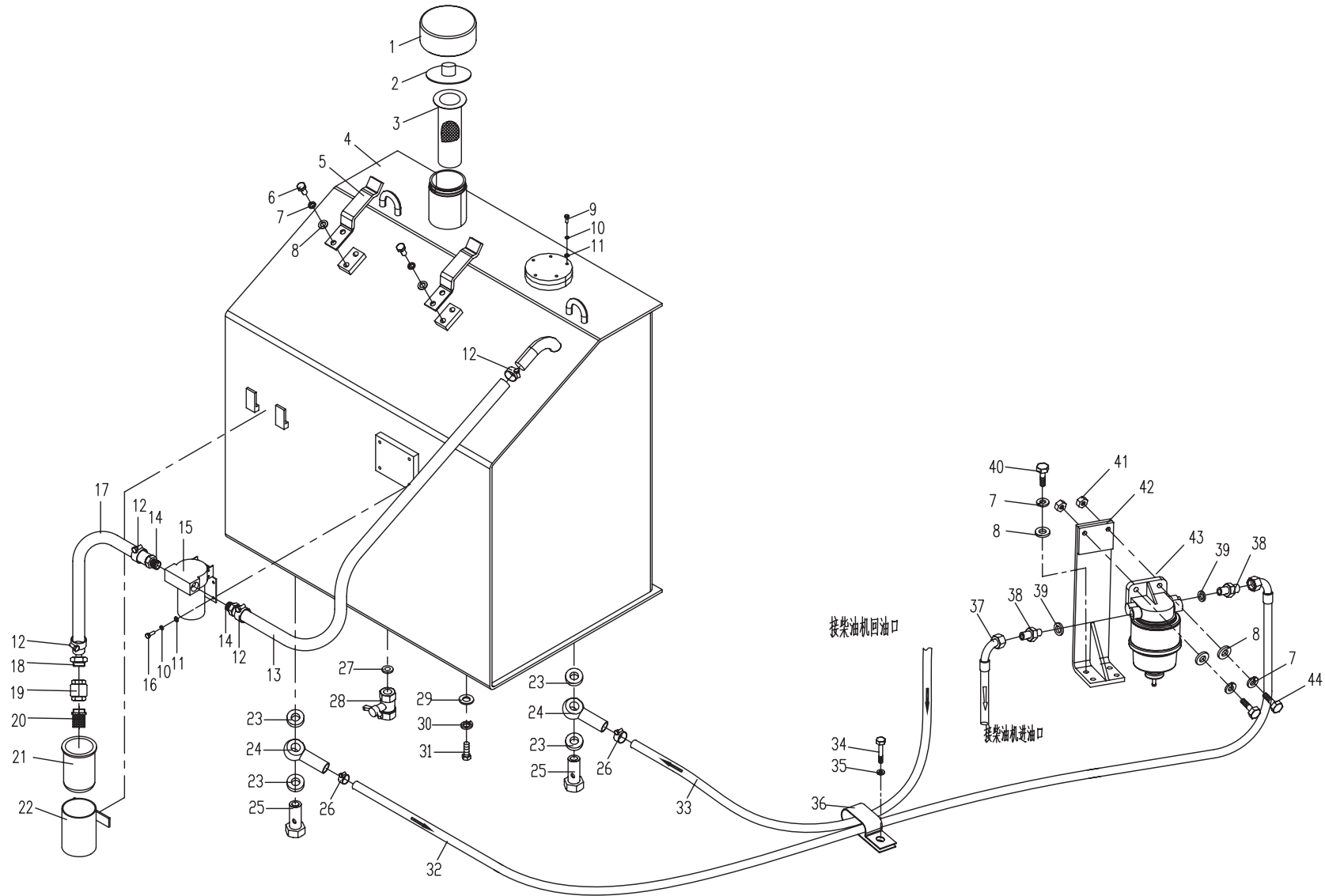
12.5.1 燃油系统(适用860K11机型) FUEL SUPPLY SYSTEM (APPLY TO 860K11 TYPE)



12.5.1 燃油系统(适用860K11机型) FUEL SUPPLY SYSTEM (APPLY TO 860K11 TYPE)

序号 No.	数量 Quantity	Code	名称 Description	备注 Remark
28	1	860-1205600	放油阀	Put fuel valve
29	4	12 GB/T97.1	平垫圈	Washer Zn.D
30	4	12 GB/T93	弹簧垫圈	Spring washer Zn.D
31	4	M12×35 GB/T5783	六角头螺栓	Bolt 8.8-Zn.D
32	1	860B-1213001A	进油管	Fuel-inlet pipe
33	1	860B-1213002	回油管	Fuel-return pipe
34	1	M10×25 GB/T5783	六角头螺栓	Bolt 8.8-Zn.D
35	1	10 GB/T93	弹簧垫圈	Spring washer Zn.D
36	1	860B-1213003	卡箍	Lathe dog
37	1	860B-1213005A	柴滤连接管	Fuel-intake pipe
38	2	830H-1200007A	管接头	Joint
39	2	10.5x1.5 GB/T3452.1 NBR-90	O型橡胶密封圈	O seal ring
40	4	M8×25 GB/T5783	六角头螺栓	Bolt 8.8-Zn.D
41	2	M8 GB/T6170	I型六角螺母	Nut
42	1	860B-1213100	柴滤支架	Bracket
43	1	830H-1212000	柴油预滤器	Fuel prefilter
44	2	M8×35 GB/T5783	六角头螺栓	Bolt 8.8-Zn.D

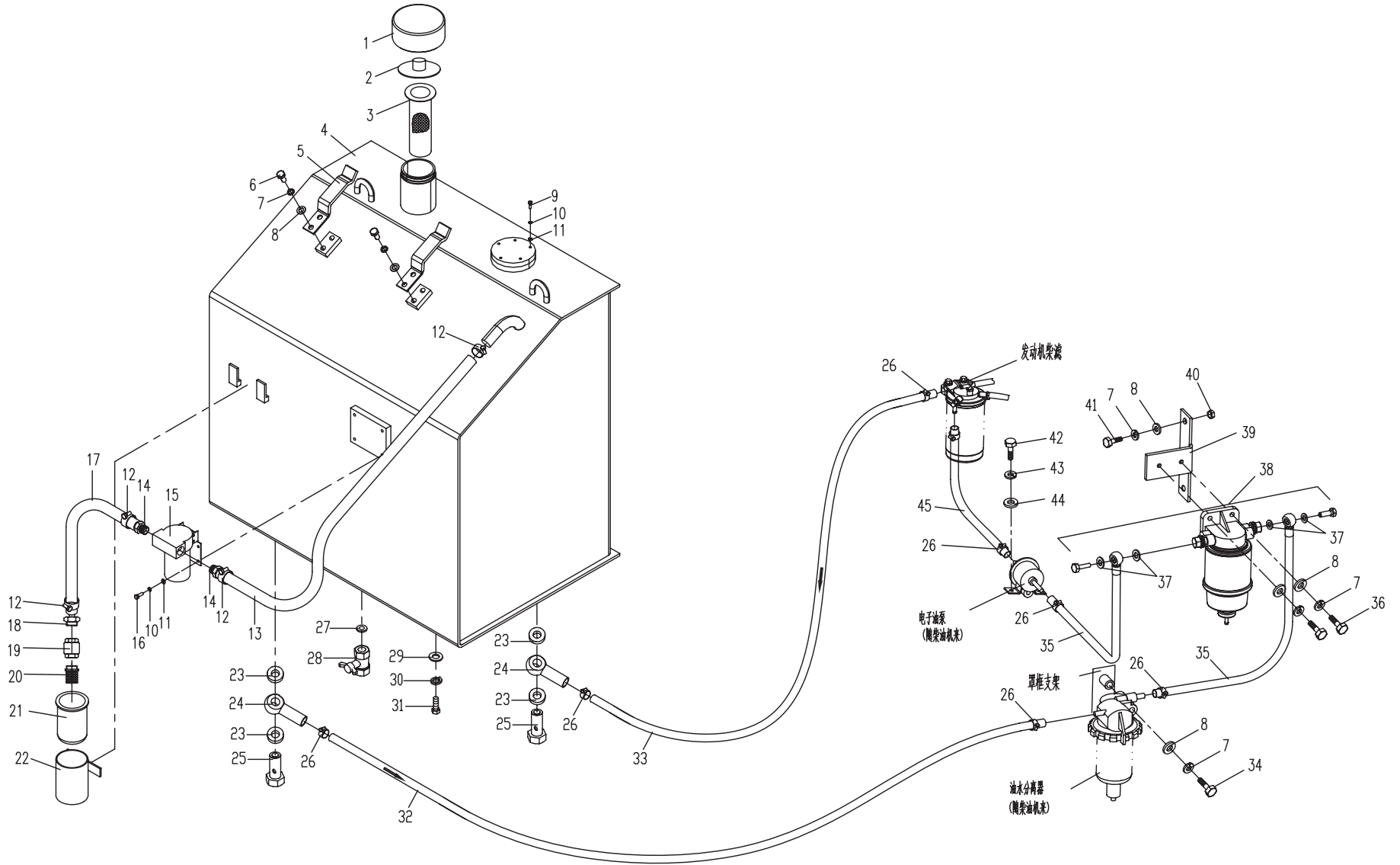
12.5.1 燃油系统(适用860K11机型) FUEL SUPPLY SYSTEM (APPLY TO 860K11 TYPE)



12.5.2 燃油系统(适用860K12,860K13,860K14机型) FUEL SUPPLY SYSTEM (APPLY TO 860K12,860K13,860K14 TYPE)

序号 No.	数量 Quantity	Code	名称 Description		备注 Remark
1	1	801-1205002	注油口盖	Tank cover	
2	1	801-1205300	燃油箱补气阀	Air valve	
3	1	801-1205400	滤网	Filter sieve	
4	1	860J-1205100B	油箱体	Fuel tank	
5	2	858-1205005	压板	Hoop	
6	4	M8×16 GB/T5783	六角头螺栓	Bolt	8.8-Zn.D
7	7	8 GB/T93	弹簧垫圈	Spring washer	Zn.D
8	7	8 GB/T97.1	平垫圈	Washer	Zn.D
9	5	M5×12 GB/T5783	六角头螺栓	Bolt	8.8-Zn.D
10	9	5 GB/T93	弹簧垫圈	Spring washer	Zn.D
11	9	5 GB/T97.1	平垫圈	Washer	Zn.D
12	4	d32 JB/T8870	喉箍	Hoop	
13	1	860J-1205003	出油管	Fuel-out pipe	
14	2		G3/4管接头	G3/4 tie-in	随加油泵来
15	1	858-1205400	加油泵总成	Petrol pump assembly	
		858-1205500	加油泵总成	Petrol pump assembly	
16	4	M5×16 GB/T5783	六角头螺栓	Bolt	8.8-Zn.D
17	1	860J-1205001	进油管	Fuel-intake pipe	
18	1		G1管接头	G1 tie-in	随加油泵来
19	1		吸油单向阀	Checkvalve	随加油泵来
20	1		吸油过滤网	Filter sieve	随加油泵来
21	1	885A-1205003	橡胶筒	Rubber canister	
22	1	885A-1205400	油筒	Oil canister	
23	4	820-8500002	密封垫	Pressurize mat	
24	2	830D-0501008	出油接管	Joining pipe	
25	2	820-8500001	铰接螺栓	Link bolt	
26	7	d16 JB/T8870	喉箍	Hoop	
27	1	860-1205005	胶垫圈	Rubber washer	

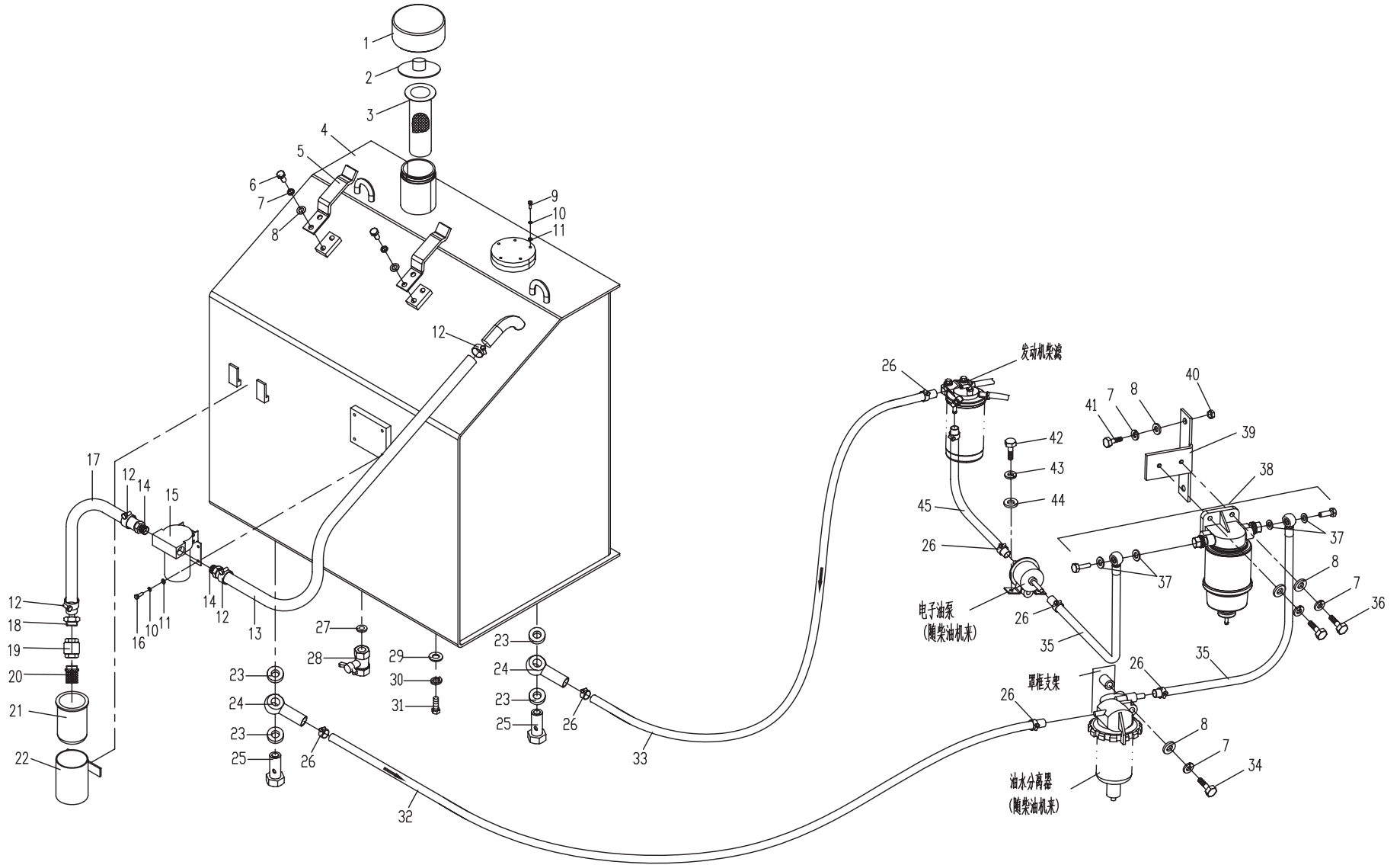
12.5.2 燃油系统(适用860K12,860K13,860K14机型) FUEL SUPPLY SYSTEM (APPLY TO 860K12,860K13,860K14 TYPE)



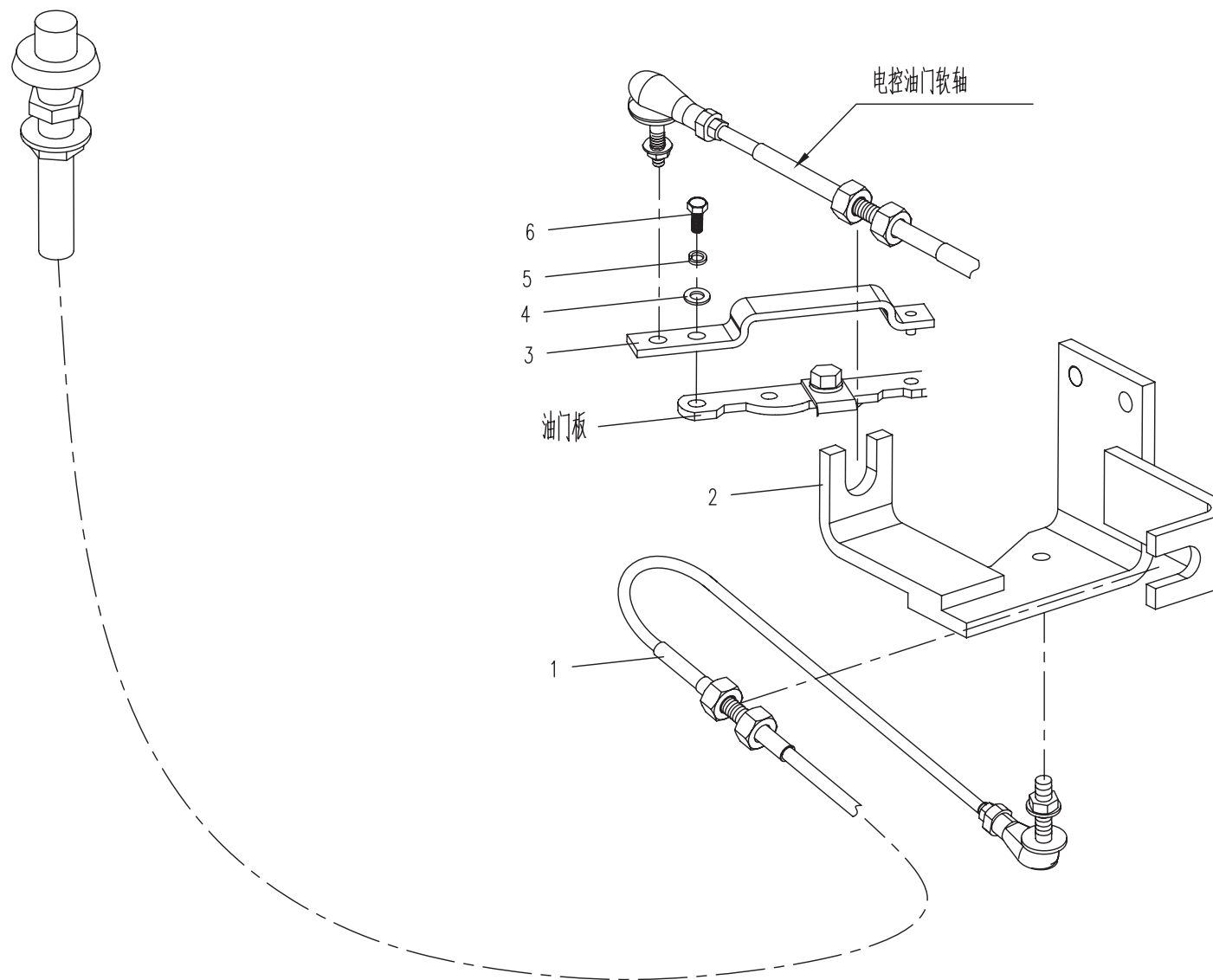
12.5.2 燃油系统(适用860K12,860K13,860K14机型) FUEL SUPPLY SYSTEM (APPLY TO 860K12,860K13,860K14 TYPE)

序号 No.	数量 Quantity	Code	名称 Description		备注 Remark
28	1	860-1205600	放油阀	Put fuel valve	
29	4	12 GB/T97.1	平垫圈	Washer	Zn.D
30	4	12 GB/T93	弹簧垫圈	Spring washer	Zn.D
31	4	M12×35 GB/T5783	六角头螺栓	Bolt	8.8-Zn.D
32	1	860K-1205002	进油胶管	Fuel-inlet pipe	
33	1	860K-1205001	回油胶管	Fuel-return pipe	
34	1	M8×70 GB/T5782	六角头螺栓	Bolt	8.8-Zn.D
35	2	860L-1204004	柴滤接管 II	Fuel-intake pipe II	
36	2	M8×30 GB/T5783	六角头螺栓	Bolt	8.8-Zn.D
37	4	14 JB/T982	组合密封垫	Combinatory	
38	1	850-1205300	柴油预滤器	Fuel prefilter	
39	1	860K-1205005	柴滤支架	Bracket	
40	2	M8×30 GB/T5783	六角头螺栓	Bolt	8.8-Zn.D
41	2	M8 GB/T6170	I 型六角螺母	Nut	
42	2	M6×16 GB/T5783	六角头螺栓	Bolt	8.8-Zn.D
43	2	6 GB/T93	弹簧垫圈	Spring washer	
44	2	6 GB/T97.1	平垫圈	Washer	
45	1	860K-1205003	进油胶管 I	Fuel-return pipe I	

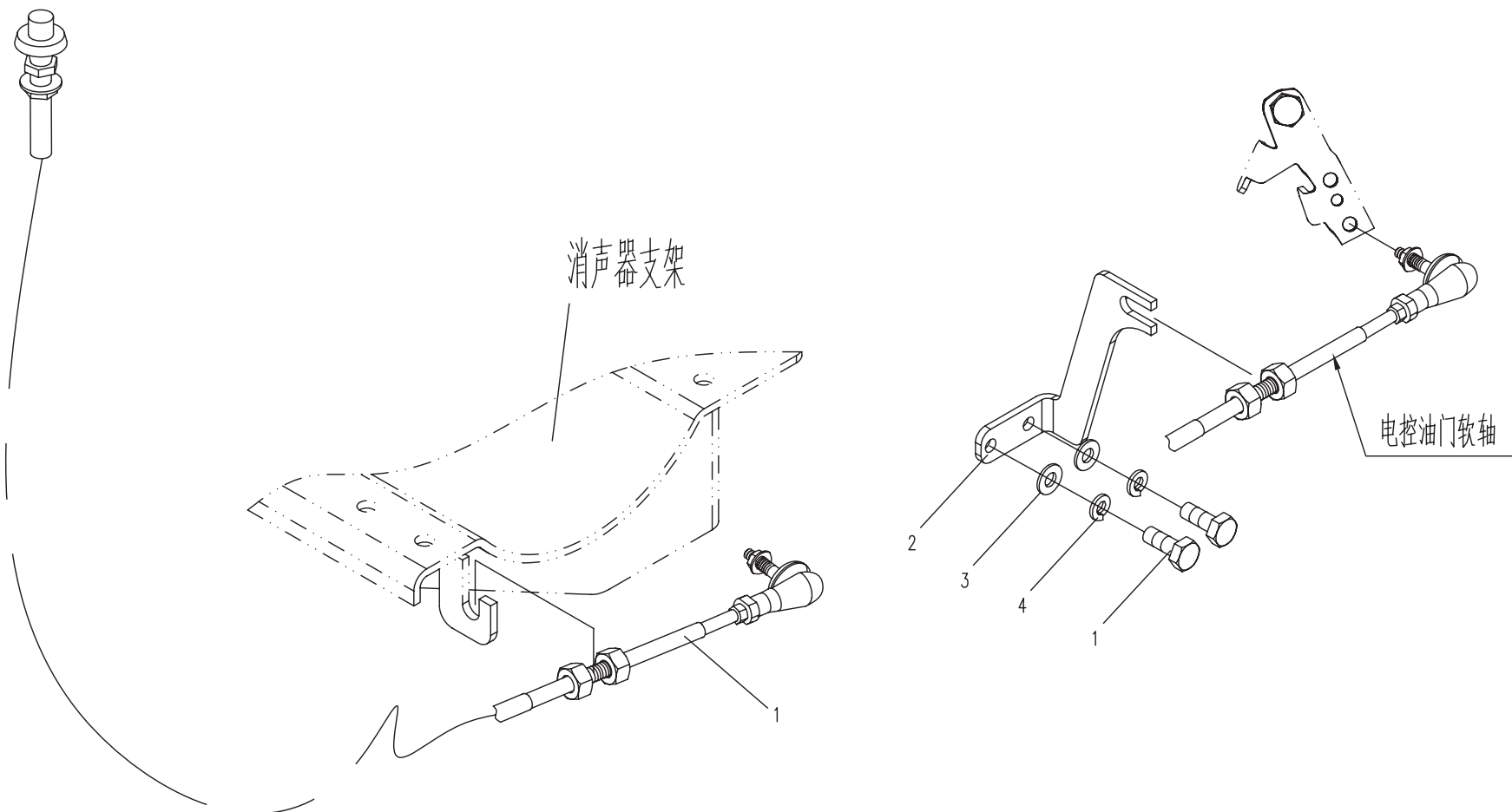
12.5.2 燃油系统(适用860K12,860K13,860K14机型) FUEL SUPPLY SYSTEM (APPLY TO 860K12,860K13,860K14 TYPE)



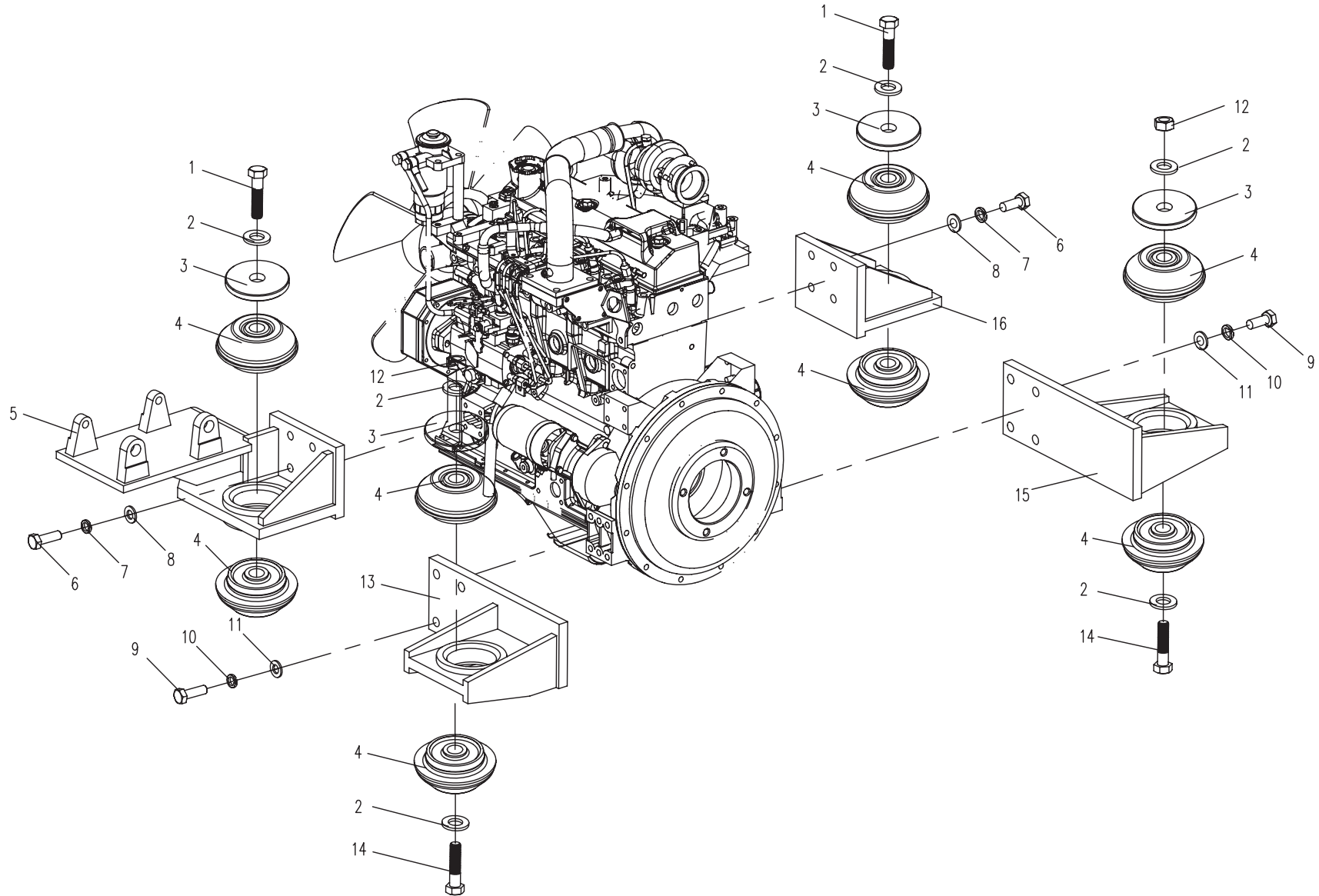
12.6.1 油门操纵系统(适用860K11机型) THROTTLE CONTROL SYSTEM (APPLY TO 860K11 TYPE)



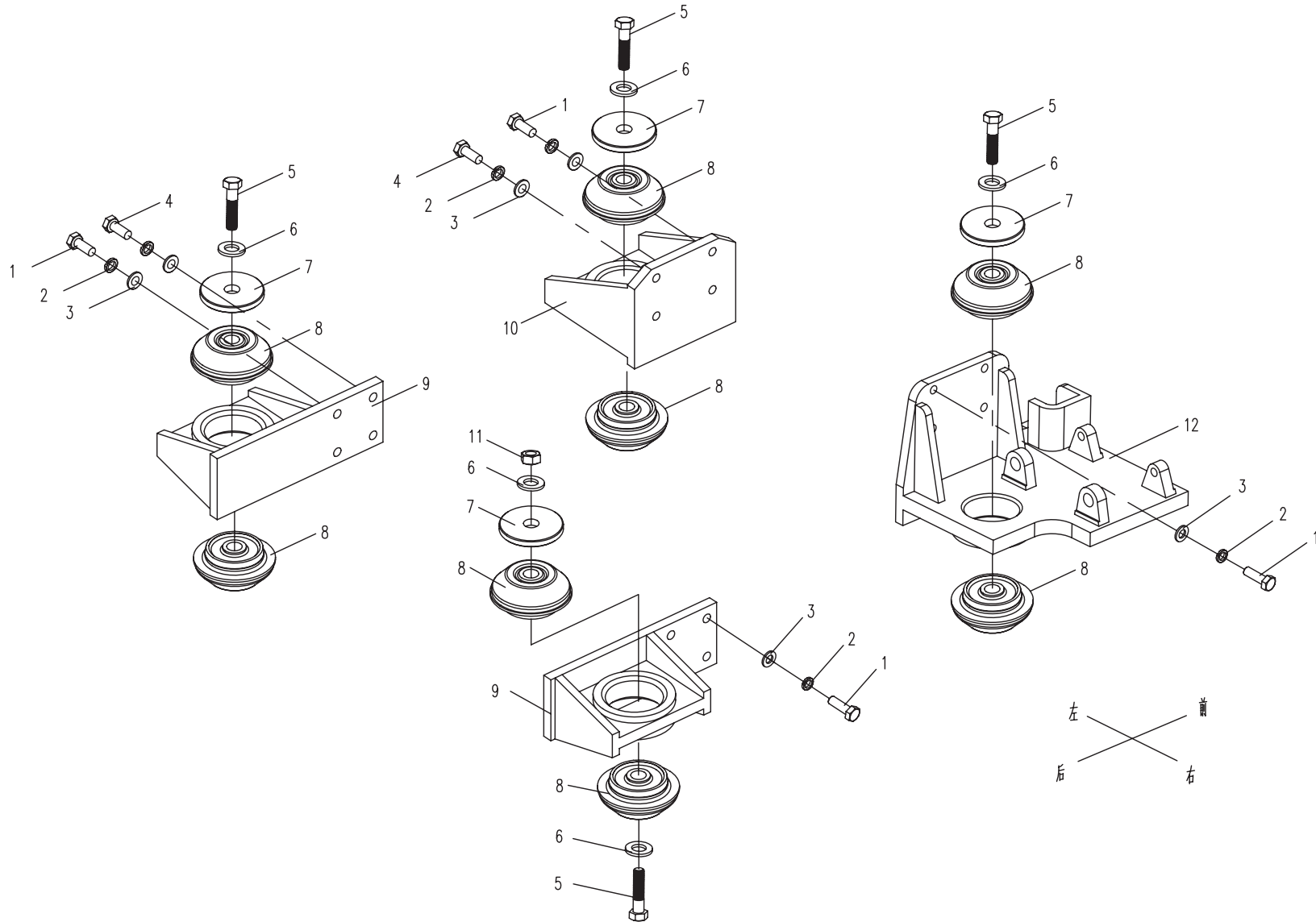
12.6.2 油门操纵系统(适用860K12,860K13,860K14机型) THROTTLE CONTROL SYSTEM (APPLY TO 860K12,860K13,860K14 TYPE)



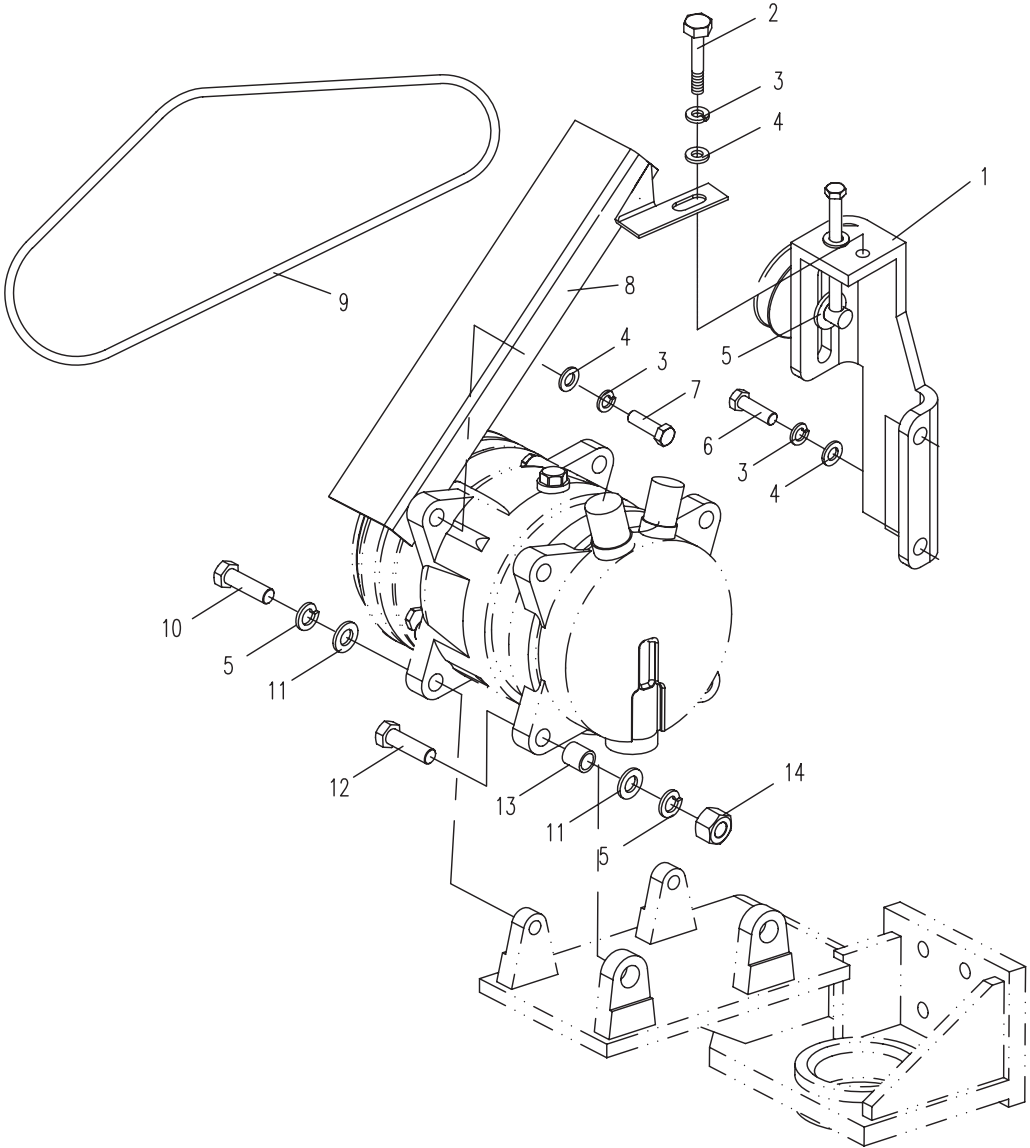
12.7.1 支承(适用860K11机型) SUPPORT (APPLY TO 860K11 TYPE)



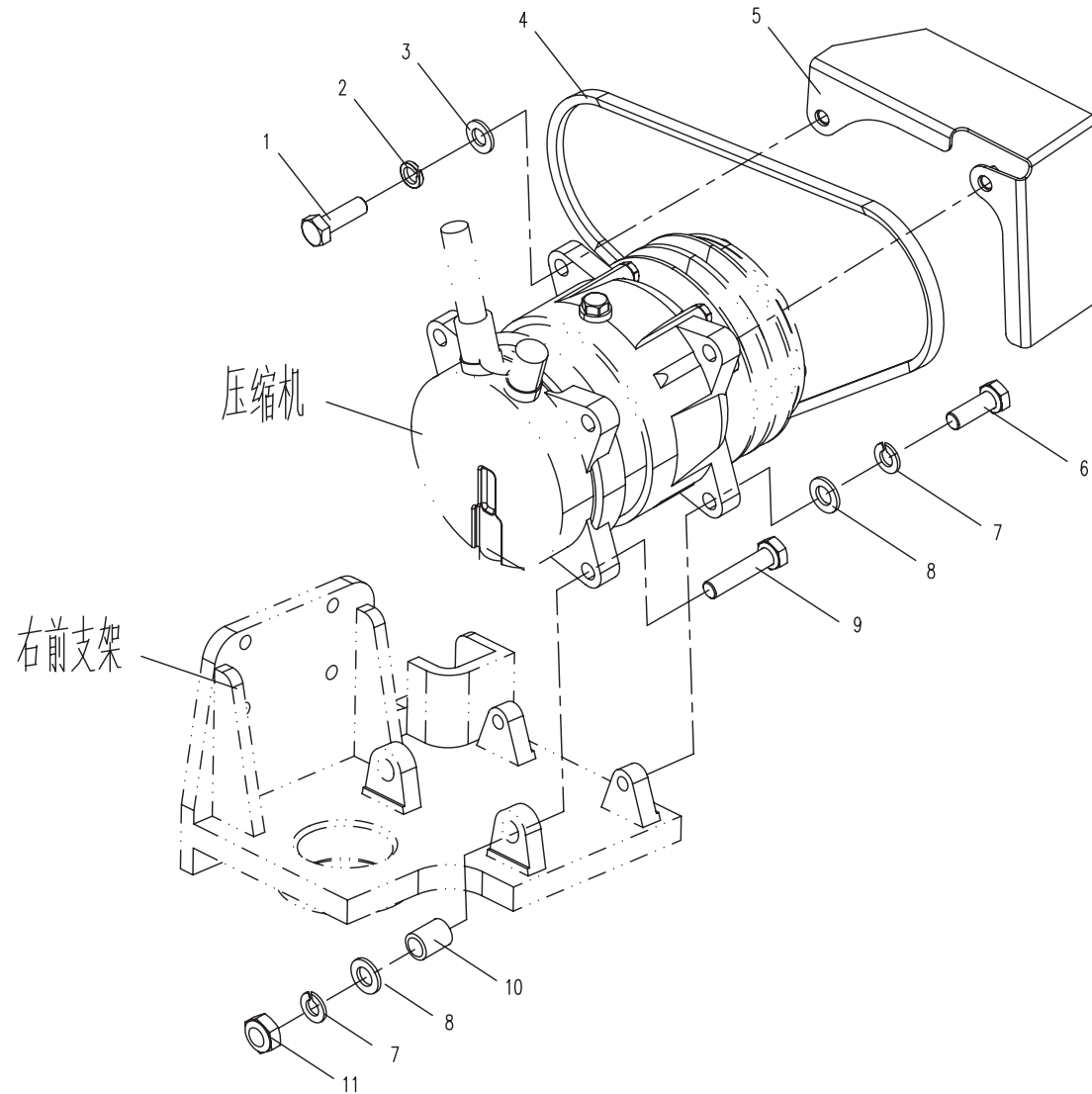
12.7.2 支承(适用860K12,860K13,860K14机型) SUPPORT (APPLY TO 860K12,860K13,860K14 TYPE)



12.8.1 压缩机系统(适用860K11机型) COMPRESSOR SYSTEM (APPLY TO 860K11 TYPE)



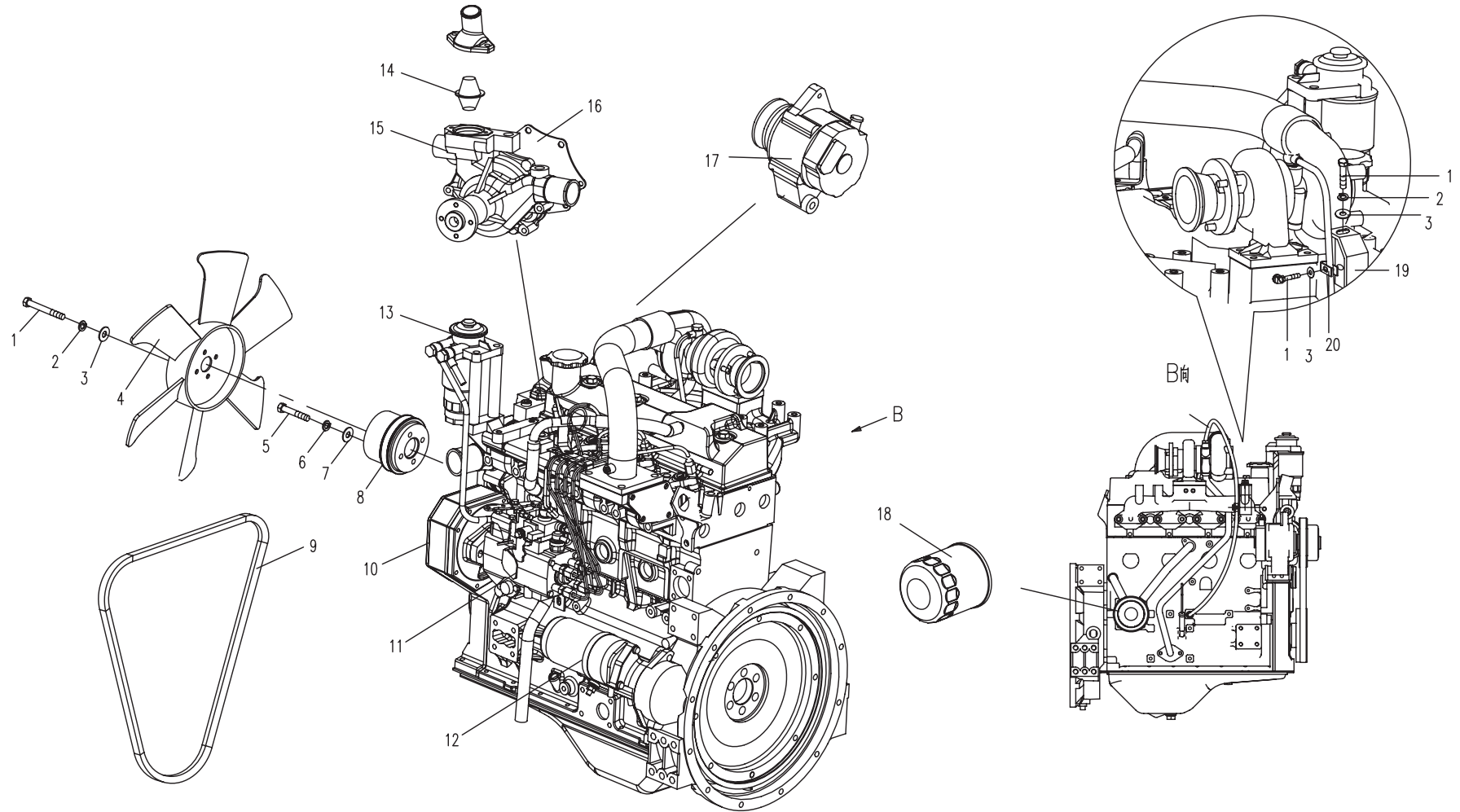
12.8.2 压缩机系统(适用860K12,860K13,860K14机型) COMPRESSOR SYSTEM (APPLY TO 860K12,860K13,860K14 TYPE)



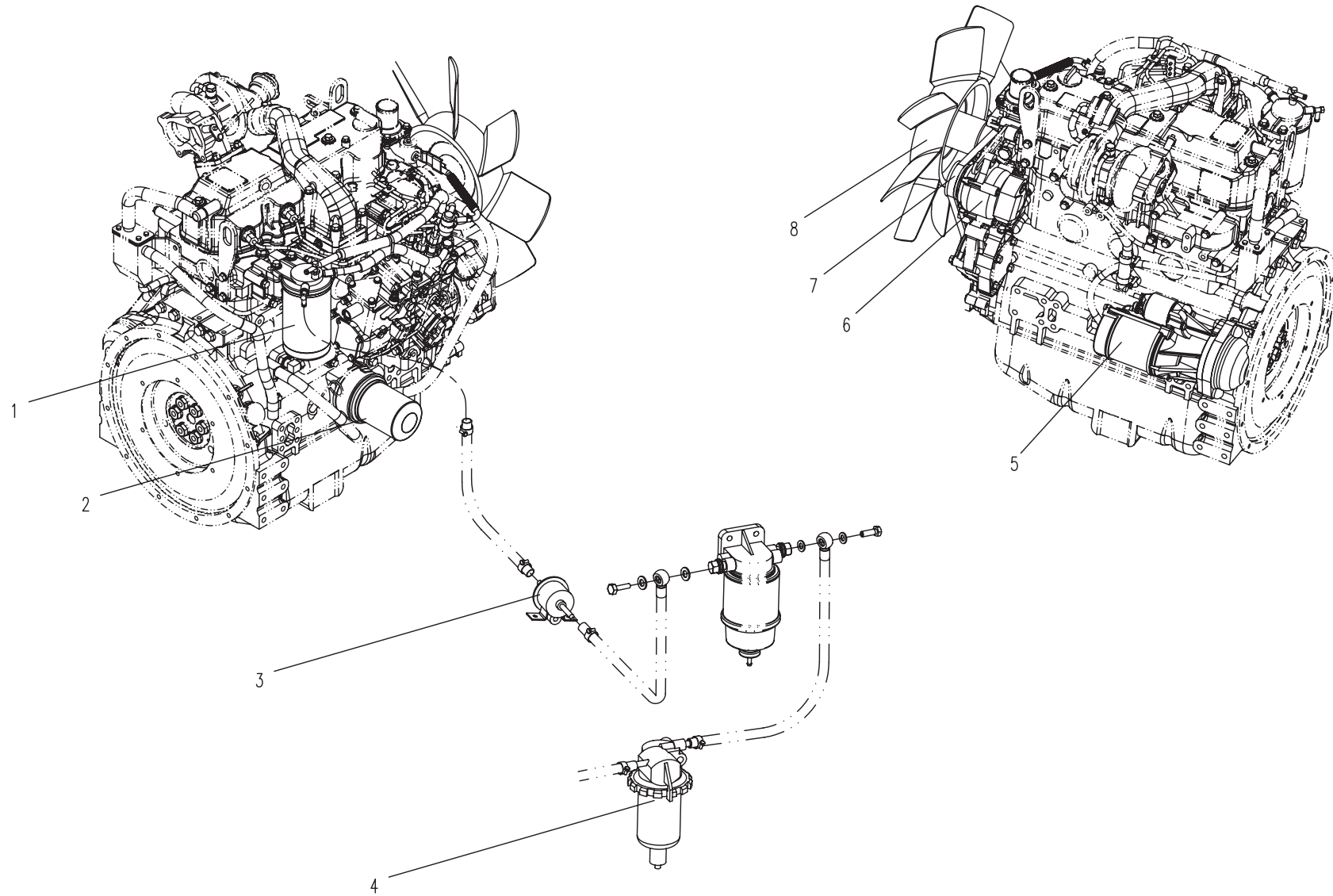
12.9.1 发动机及备件（适用860K11机型）ENGINE AND SPARE PART（APPLY TO 860K11 TYPE）

序号 No.	数量 Quantity	代号 Code	名称 Description		备注 Remark
1	6	M10×25 GB/T5783	六角头螺栓	Bolt	8.8-Zn.D
2	5	10 GB/T93	弹簧垫圈	Spring washer	Zn.D
3	6	10 GB/T97.1	平垫圈	Washer	Zn.D
4	1	860B-1200002A	风扇	Fan	
5	4	M8×50 GB/T5783	六角头螺栓	Bolt	10.9-达克罗
6	4	8 GB/T93	弹簧垫圈	Spring washer	Zn.D
7	4	8 GB/T97.1	平垫圈	Washer	Zn.D
8	1	860B-1200001B	风扇支座	Fan seat	
9	1	860B-1203000-007	风扇皮带	Fan belt	25132-004100
10	1	860B-1203000	柴油发动机	Diesel engine	
11	1	860B-1203000-005	喷油泵	Injection pump	C6204711130
12	1	860B-1203000-001	起动马达	Starting motor	C6008631310
13	1	860B-1502200	柴油滤清器（滤芯）	Fuel-filter	FS19594
14	1	860B-1203000-006	节温器	Thermostat	3800884
15	1	860B-1203000-003	水泵	Water pump	3800883
16	1	860B-1203000-004	垫（水泵用）	Spacer	C6206611730
17	1	860B-1203000-002	发电机	Alternator	C6008611611
18	1	860B-1502300	机油滤清器	Lubricating oil filter	LF16011
19	1	860B-1200100	固定支架	Fixing bracket	
20	1	860B-1200003	管夹	Pipe clamp	

12.9.1 发动机及备件 (适用860K11机型) ENGINE AND SPARE PART (APPLY TO 860K11 TYPE)



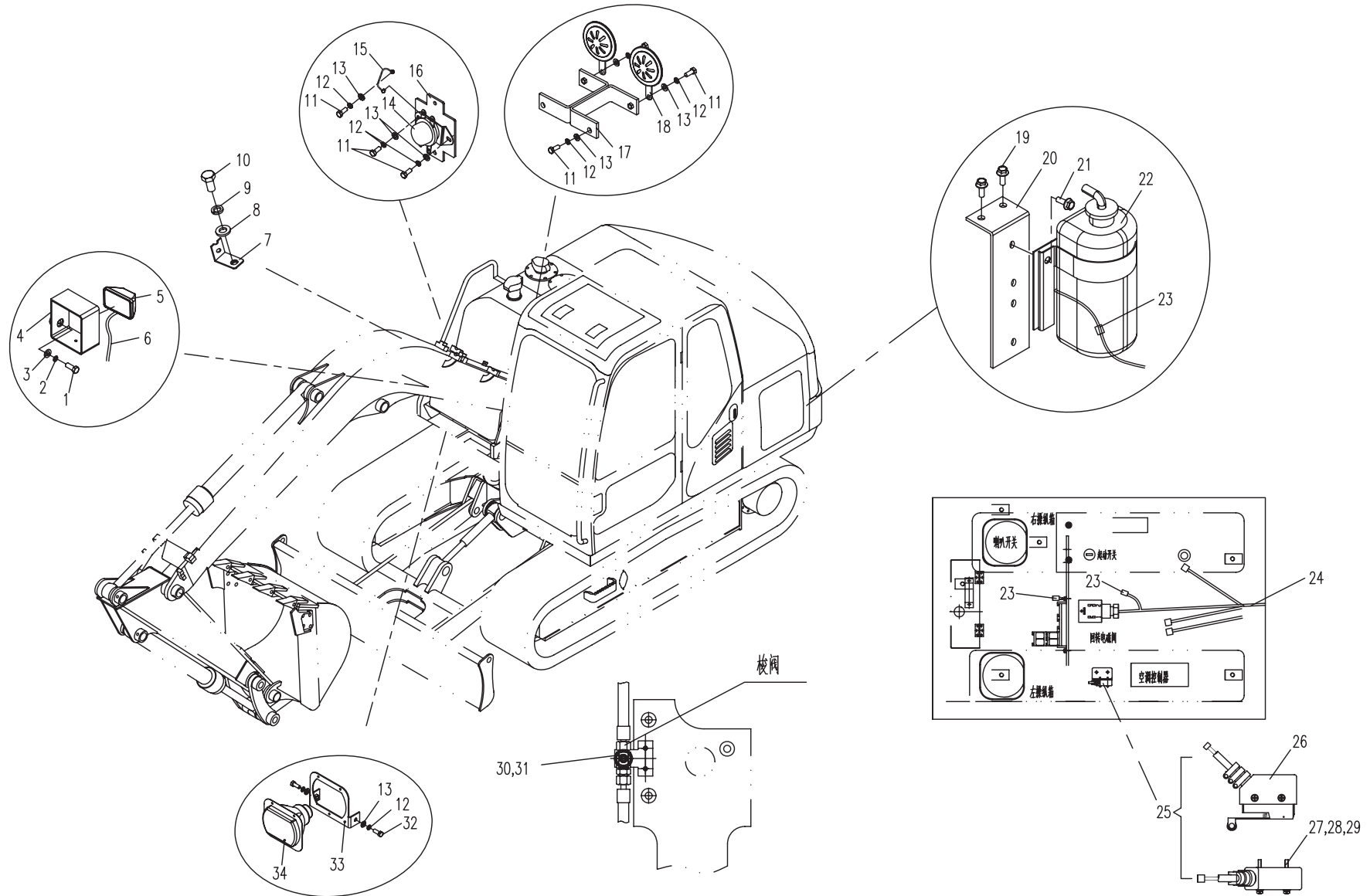
12.9.2 发动机备件 (适用860K12,860K13,860K14机型) ENGINE SPARE PART (APPLY TO 860K12,860K13,860K14 TYPE)



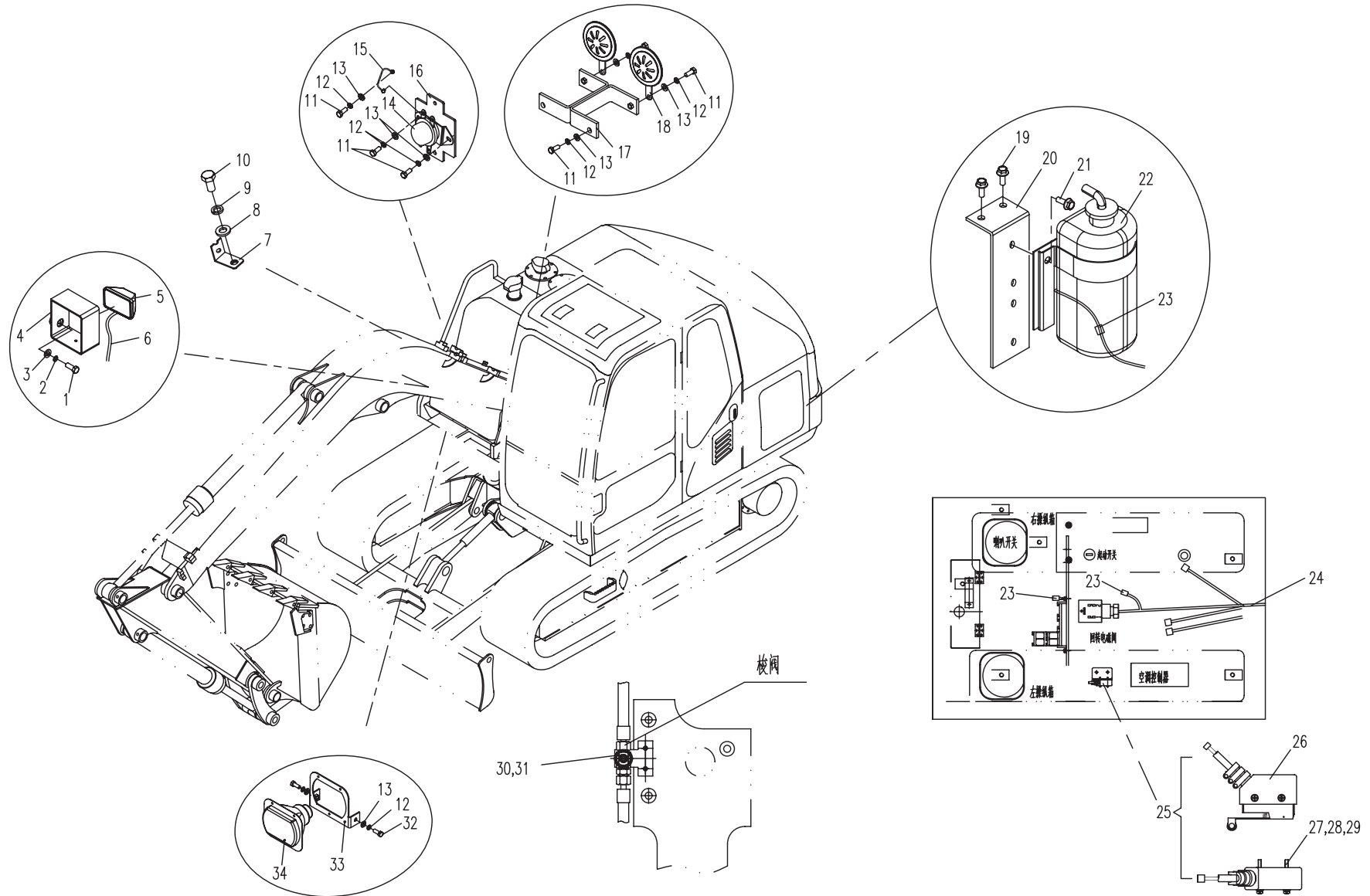
13.1.1 电气总装(适用860K11,860K12,860K13,860K14机型) ELECTRICAL ASSEMBLY (APPLY TO 860K11,860K12,860K13,860K14 TYPE)

序号 No.	数量 Quantity	代号 Code	名称 Description		备注 Remark
1	1	M12×45 GB/T5783	六角头螺栓	Bolt	8.8-达克罗
2	1	12 GB/T93	弹簧垫圈	Spring washer	达克罗
3	1	12 GB/T97.1	平垫圈	Washer	达克罗
4	1	830E-1301100	动臂灯框架	Lamp bracket	
5	1	T0405-02114	工作灯	Work lamp	12V
6	1	860J-1303800	动臂灯线束	Lamp wiring harness	
7	7	T0416-06001	线束安装块	Piece for fixing wire	
8	7	6 GB/T97.1	平垫圈	Washer	达克罗
9	7	6 GB/T93	弹簧垫圈	Spring washer	达克罗
10	7	M6×12 GB/T818	十字槽盘头螺钉	Bolt	8.8-达克罗
11	9	M10×20 GB/T5783	六角头螺栓	Bolt	8.8-Zn.D
12	9	10 GB/T93	弹簧垫圈	Spring washer	Zn. D
13	9	10 GB/T97.1	平垫圈	Washer	Zn.D
14	1	T0401-01113	电磁式电源总开关	Main switch	DK136A
15	1	801-1310009	发动机搭铁线	Grounding wire	
16	1	860L-1300110	安装板	Fixing board	
17	1	860L-1300210	安装架	Bracket	
18	2	T0416-02102	电喇叭	Electrical Horn	
19	2	M6×16 GB/T5789	六角法兰面螺栓	Bolt	8.8-达克罗
20	1	860K-1301510	安装板组件	Fixing board	
21	2	M6×12 GB/T5789	六角法兰面螺栓	Bolt	8.8-达克罗
22	1	T0406-01111	洗涤器	Syringe	
23	3	T0416-06101	续流包	Protective Diode	
24	1	860K-1320100B	主线束	Main wiring harness	适用860K12,860K13,860K14
		860K-1330100A	主线束	Main wiring harness	适用860K11
25	1	860K-1303010	限位开关总成	Limit Switch Assembly	包括序号26~29, 适用于860K13,860K14
26	1	T0401-05101	限位开关	Limit Switch	适用于860K13,860K14
27	2	M4×30 GB/T818	十字槽盘头螺钉	Bolt	8.8-Zn. D

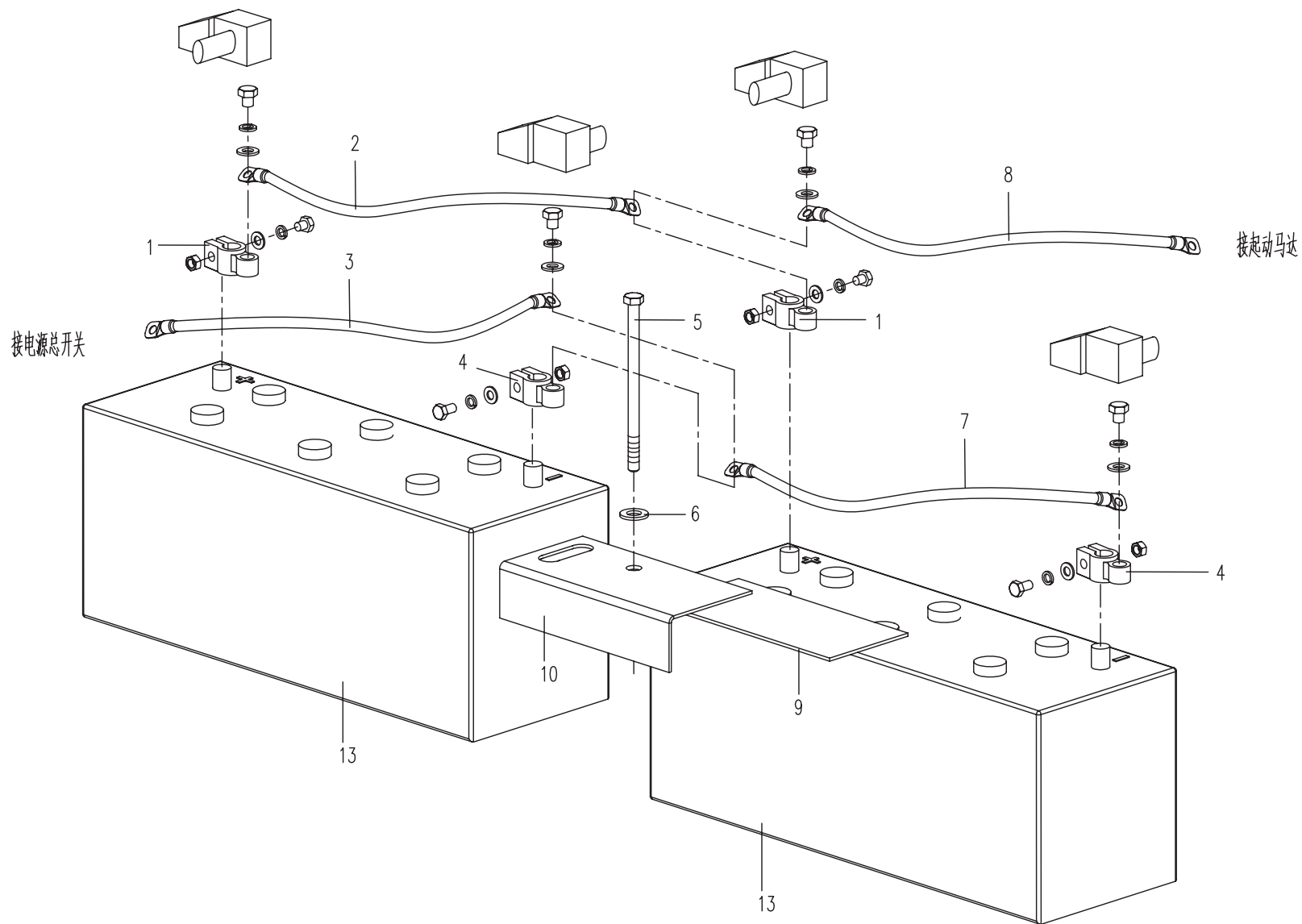
13.1.1 电气总装(适用860K11,860K12,860K13,860K14机型) ELECTRICAL ASSEMBLY (APPLY TO 860K11,860K12,860K13,860K14 TYPE)



13.1.1 电气总装(适用860K11,860K12,860K13,860K14机型) ELECTRICAL ASSEMBLY (APPLY TO 860K11,860K12,860K13,860K14 TYPE)



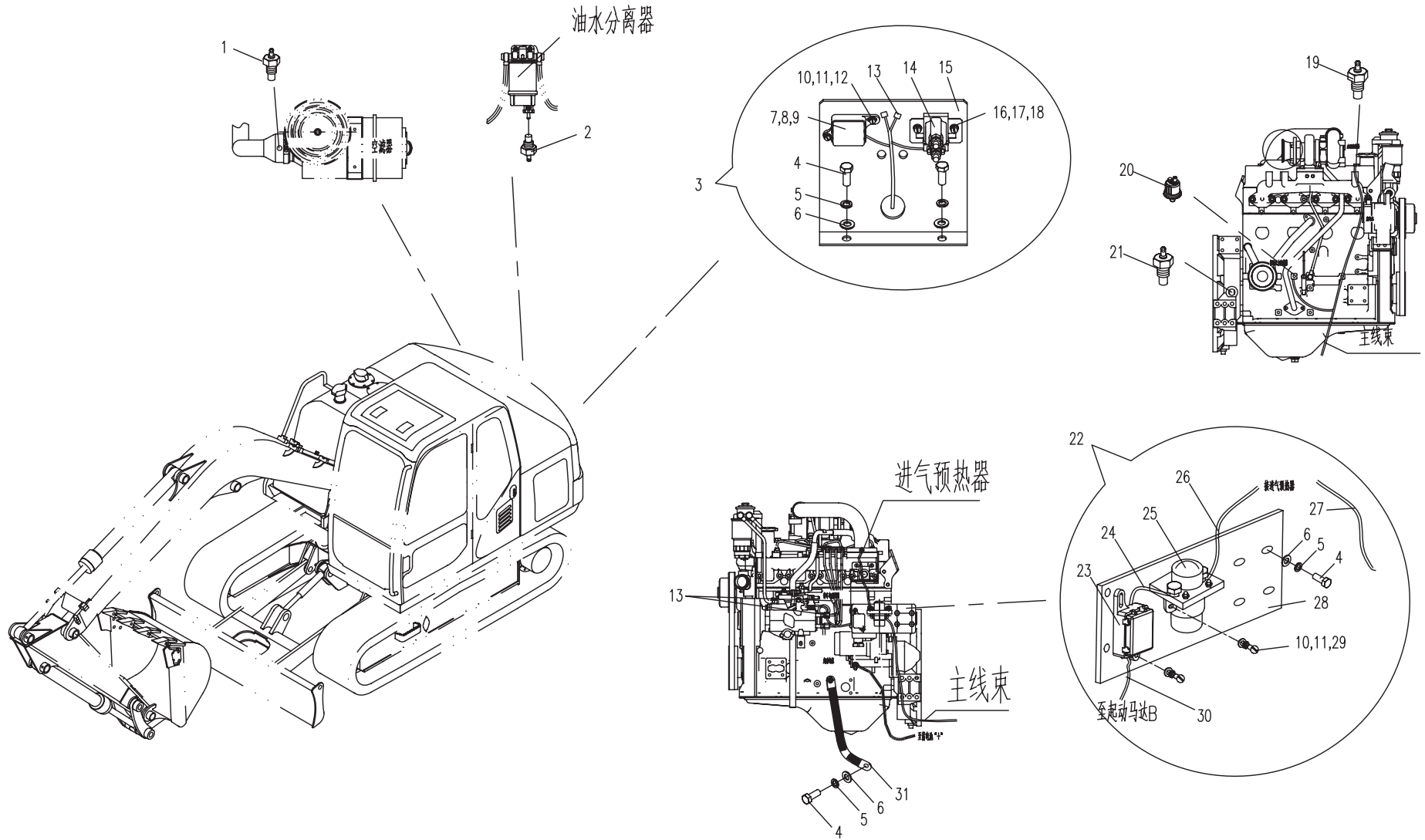
13.2.1 电池安装组(适用860K11,860K12,860K13,860K14机型) BATTERY ASSEMBLY(APPLY TO 860K11,860K12,860K13,860K14 TYPE)



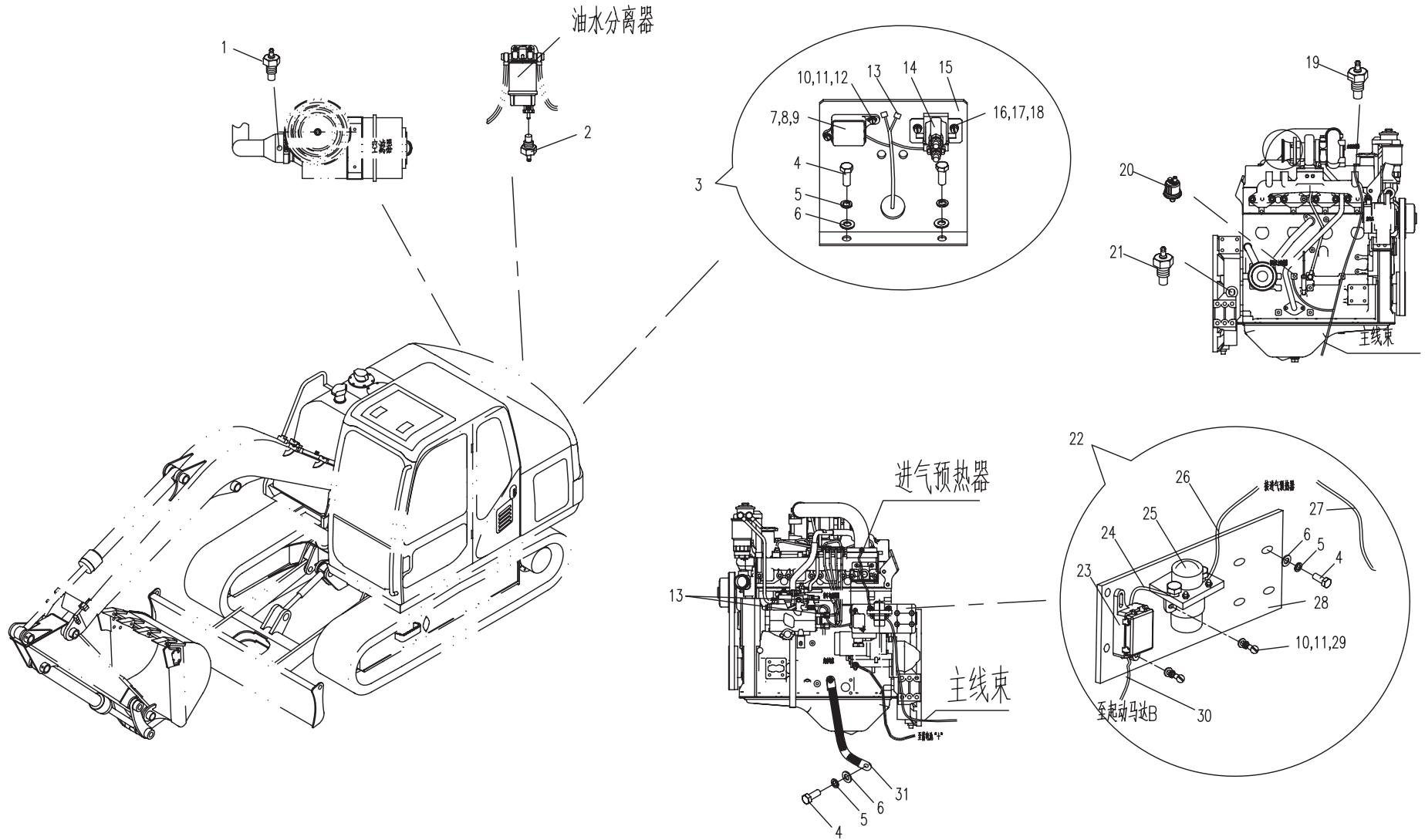
13.3.1 发动机电器总成(适用860K11机型) ELECTRICAL ASSEMBLY FOR ENGINE (APPLY TO 860K11 TYPE)

序号 No.	数量 Quantity	代号 Code	名称 Description	备注 Remark	
1	1	T0411-12101	空滤报警器	Backup switch	
2	1	T0411-14101	油水分离报警开关	Alarm Switch of Oily Water Separation	
3	1	860K-1301200	起动继电器安装总成	Jump-start relay assembly	包括序号12~23零件(Include No.12~23)
4	8	M10×20 GB/T5783	六角头螺栓	Bolt	8.8-Zn.D
5	8	10 GB/T93	弹簧垫圈	Spring washer	Zn. D
6	8	10 GB/T97.1	平垫圈	Washer	Zn.D
		850-1300110A	二路熔断器	Two place fuse	包括序号7,8,9(Include No.7,8,9)
7	2	T0402-01105	2路熔断器盒	Two place box	BX2022
8	1	T0402-04101	2路熔断器保险片	Fuse	20A
9	1	T0402-04105	2路熔断器保险片	Fuse	60A
10	8	5 GB/T97.1	平垫圈	Washer	Zn. D
11	8	5 GB/T93	弹簧垫圈	Spring washer	Zn.D
12	4	M5×12 GB/T65	开槽圆柱头螺钉	Bolt	8. 8-Zn. D
13	3	T0416-06101	续流包	Follow Current Packet	
14	2	T0404-01211	起动继电器	Start relay	
15	1	860L-1300501	安装板	Fixing plate	
16	4	M6×12 GB/T65	开槽圆柱头螺钉	Bolt	8. 8-Zn. D
17	4	6 GB/T97.1	平垫圈	Washer	Zn.D
18	4	6 GB/T93	弹簧垫圈	Spring washer	Zn. D
19	1	T0411-01101	温度传感器	Temperature sensor	323.801.001.007N (3/8NPTF)
20	1	T0411-03101	压力传感器	Pressure sensor	360. 081. 029. 012C (1/8NPTF)
21	1	T0411-17103	转速传感器	Speed sensor	
22	1	860G-1300300	预热继电器安装总成	Thermal relay assembly	
23	1	830H-1300110	二路熔断器	Two place fuse	
24	1	860G-1300310	接触器连接电缆	cable	
25	1	T0404-07112	MZJ 接触器	MZJ Contact	MZJ-200A/011 (12V)
26	1	860G-1300320	预热器正极电缆	cable	
27	1	853A-1300440	预热器搭地电缆	cable	

13.3.1 发动机电器总成(适用860K11机型) ELECTRICAL ASSEMBLY FOR ENGINE (APPLY TO 860K11 TYPE)



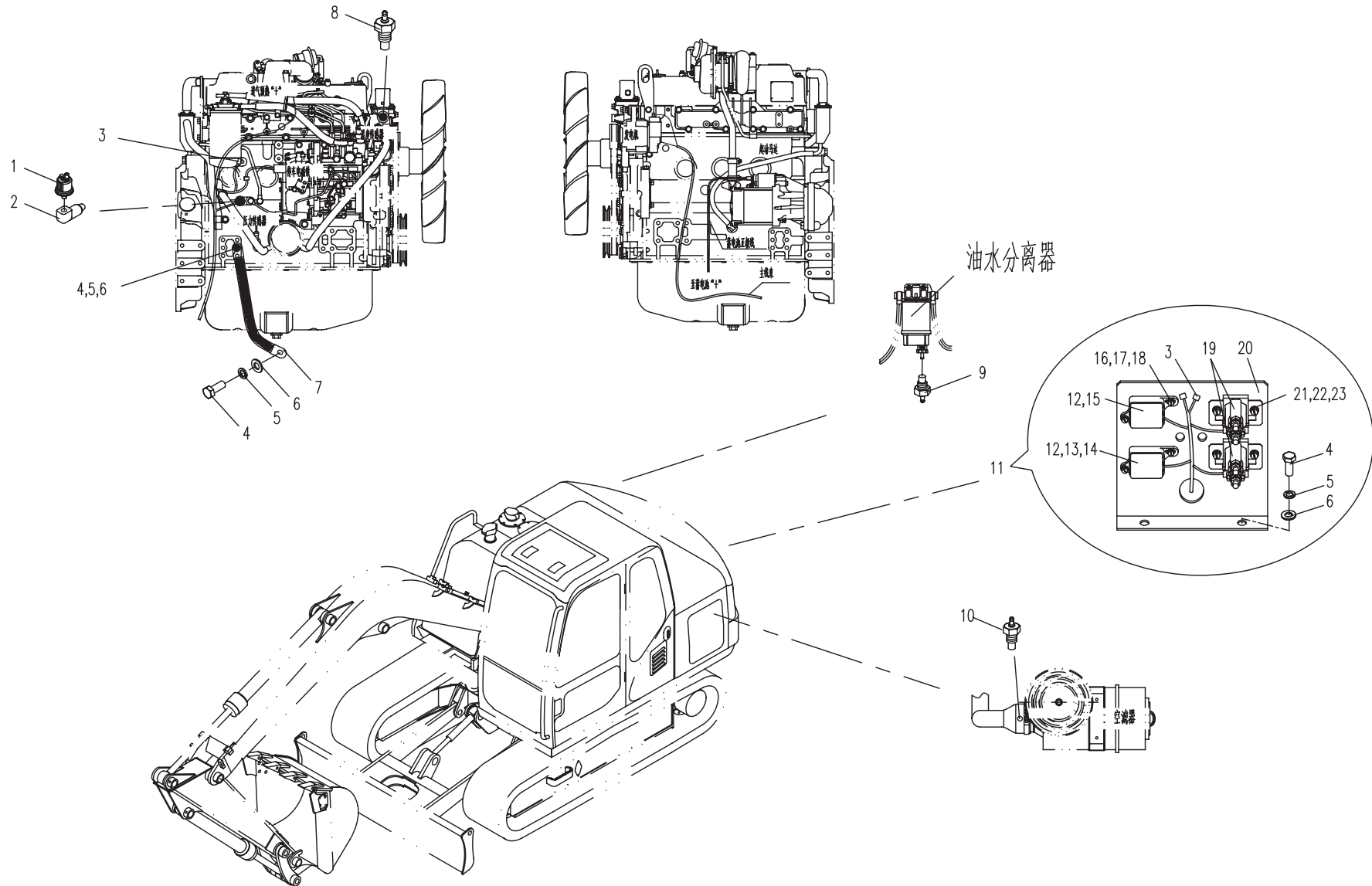
13.3.1 发动机电器总成(适用860K11机型) ELECTRICAL ASSEMBLY FOR ENGINE (APPLY TO 860K11 TYPE)



13.3.2 发动机电器总成(适用860K12,860K13,860K14机型) ELECTRICAL ASSEMBLY FOR ENGINE(APPLY TO 860K12,860K13,860K14 TYPE)

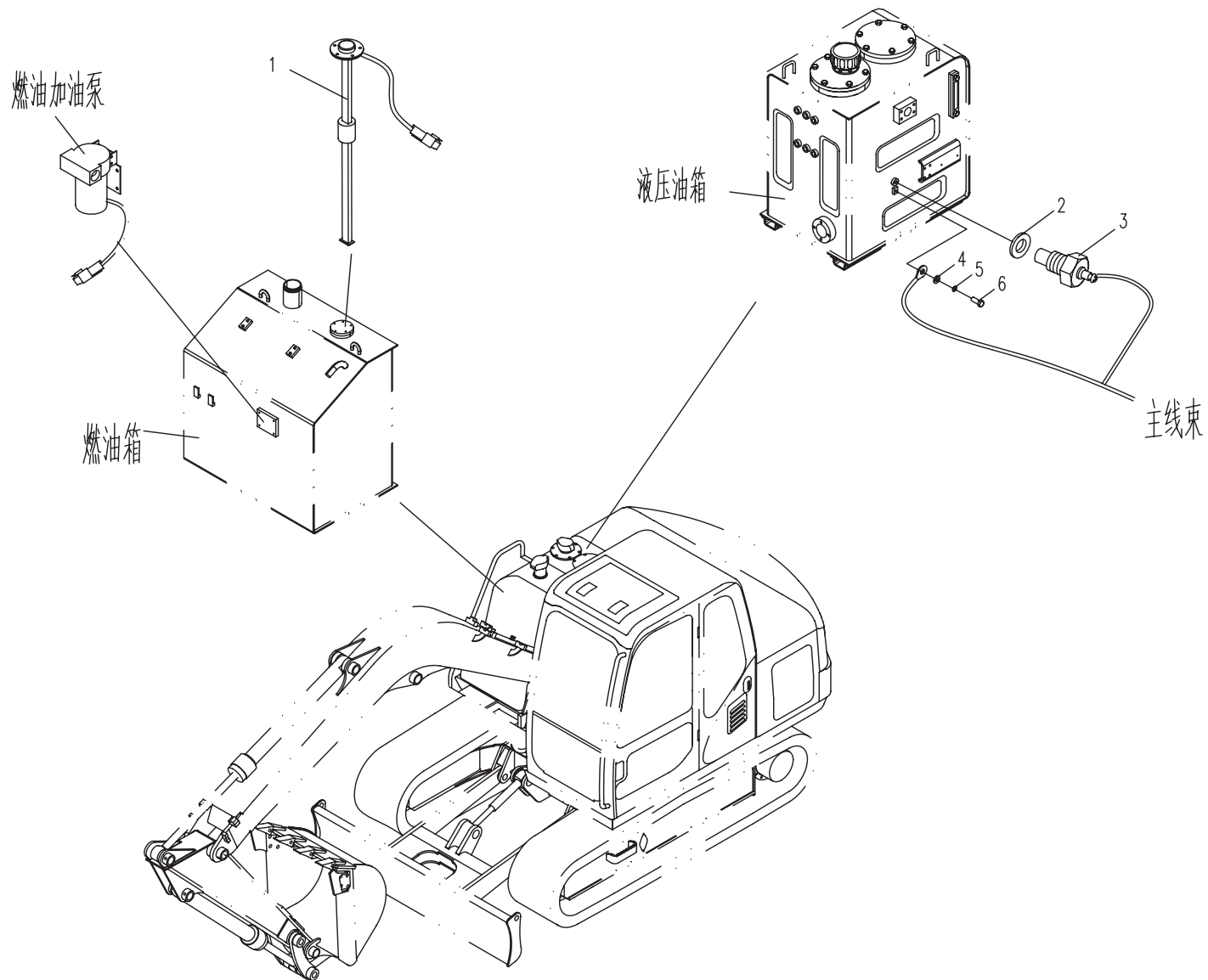
序号 No.	数量 Quantity	代号 Code	名称 Description		备注 Remark
1	1	T0411-03101	压力传感器	Pressure sensor	360.081.029.012C (1/8NPTF)
2	1	860K-1300001	直角接头	Square joint	
3	3	T0416-06101	续流包	Follow Current Packet	
4	2	M10×20 GB/T5783	六角头螺栓	Bolt	8.8-Zn.D
5	2	10 GB/T93	弹簧垫圈	Spring washer	Zn.D
6	2	10 GB/T97.1	平垫圈	Washer	Zn.D
7	1	830D-1300500	发动机搭铁线	Earthing wire	
8	1	T0411-01101	温度传感器	Temperature sensor	323.801.001.007N (3/8NPTF)
9	1	T0411-14101	油水分离报警开关	Alarm Switch of Oily Water Separation	
10	1	T0411-12101	空滤报警器	Backup switch	
11	1	860K-1300900	起动继电器安装总成	Jump-start relay assembly	包括序号12~23零件(Include No.12~23)
12	2	T0402-01105	2路熔断器盒	Two place box	BX2022
13	1	T0402-04101	2路熔断器保险片	Fuse	20A
14	1	T0402-04105	2路熔断器保险片	Fuse	60A
15	2	T0402-04104	2路熔断器保险片	Fuse	50A
16	4	5 GB/T97.1	平垫圈	Washer	Zn.D
17	4	5 GB/T93	弹簧垫圈	Spring washer	Zn.D
18	4	M5×12 GB/T65	开槽圆柱头螺钉	Bolt	8.8-Zn.D
19	2	T0404-01211	起动继电器	Start relay	
20	1	860L-1300501	安装板	Fixing plate	
21	4	M6X12 GB/T65	开槽圆柱头螺钉	Bolt	8.8-Zn.D
22	4	6 GB/T97.1	平垫圈	Washer	Zn.D
23	4	6 GB/T93	弹簧垫圈	Spring washer	Zn.D

13.3.2 发动机电器总成(适用860K12,860K13,860K14机型) ELECTRICAL ASSEMBLY FOR ENGINE(APPLY TO 860K12,860K13,860K14 TYPE)



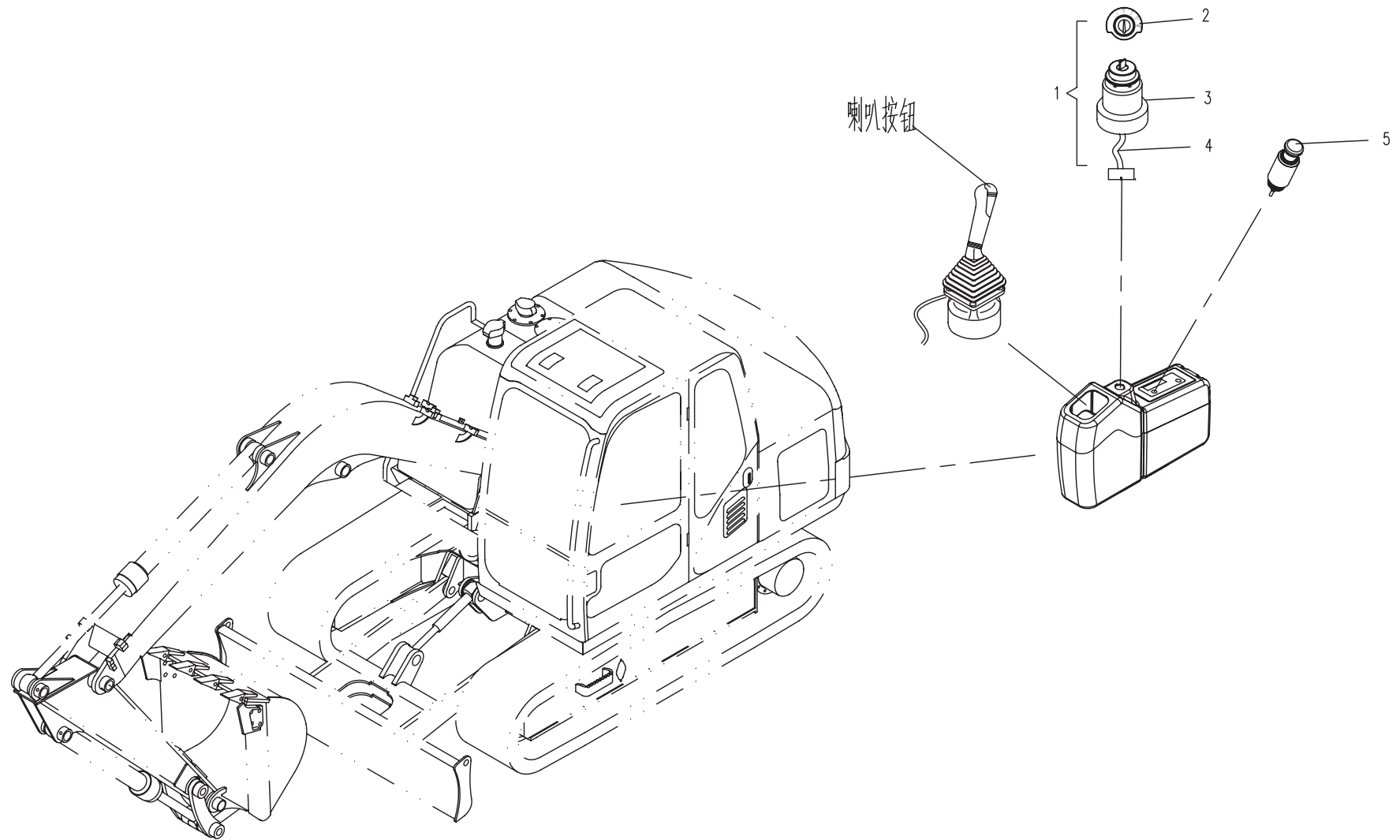
13.4.1 油箱电器总成(适用860K11,860K12,860K13,860K14机型)

ELECTRICAL ASSEMBLY FOR TANK (APPLY TO 860K11,860K12,860K13,860K14 TYPE)



13.5.1 操纵台电器总成(适用860K11,860K12,860K13,860K14机型)

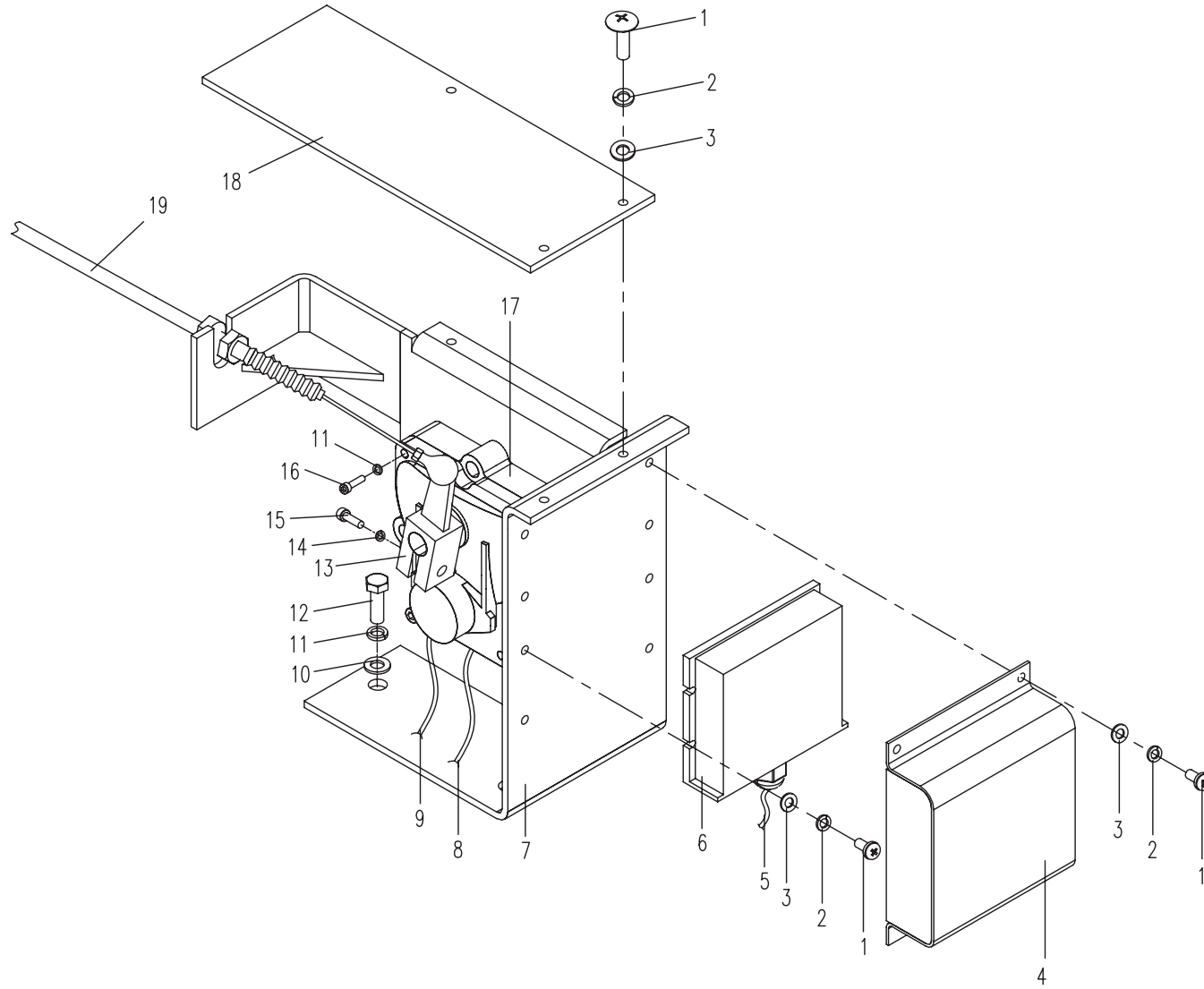
ELECTRICAL ASSEMBLY FOR CONTROL(APPLY TO 860K11,860K12,860K13,860K14 TYPE)



13.6.1 油门电机总成(适用860K11机型) ACCELEROGRAPH OF MOTOR ASSEMBLY (APPLY TO 860K11 TYPE)

序号 No.	数量 Quantity	代号 Code	名称 Description		备注 Remark
1	11	M5 12 GB/T818	十字槽盘头螺钉	Bolt	8. 8-达克罗
2	11	5 GB/T93	弹簧垫圈	Spring washer	达克罗
3	11	5 GB/T97. 1	平垫圈	Washer	达克罗
4	1	860J-1320100	保护罩	Cover	
5	1	860L-1310500	油门控制电缆	Accelerograph control cable	
6	1	T0412-05111	步进电机驱动器	Accelerator controller	
7	1	860K-1301410	支架	Bracket	
8	1	860L-1310300	步进电机动力电缆	Accelerator controller wiring	
9	1	860J-1310400A	油门位置反馈电缆	Accelerator position wiring	
10	4	10 GB/T97. 1	平垫圈	Washer	Zn. D
11	7	10 GB/T93	弹簧垫圈	Spring washer	Zn. D
12	4	M10 20 GB/T5783	六角头螺栓	Bolt	8. 8-Zn. D
13	1	860J-1320020	拉臂	Boom	
14	1	8 GB/T93	弹簧垫圈	Spring washer	Zn. D
15	1	M8 25 GB/T70. 1	内六角圆柱头螺钉	Bolt	8. 8-Zn. D
16	3	M10 35 GB/T70. 1	内六角圆柱头螺钉	Bolt	8. 8-Zn. D
17	1	T0412-06132	油门马达	Accelerator electromotor	
18	1	860L-1320001	盖板	Cover	
19	1	860K-1300002	油门推拉轴	Shaft of accelerator	

13.6.1 油门电机总成(适用860K11机型) ACCELEROGRAPH OF MOTOR ASSEMBLY (APPLY TO 860K11 TYPE)

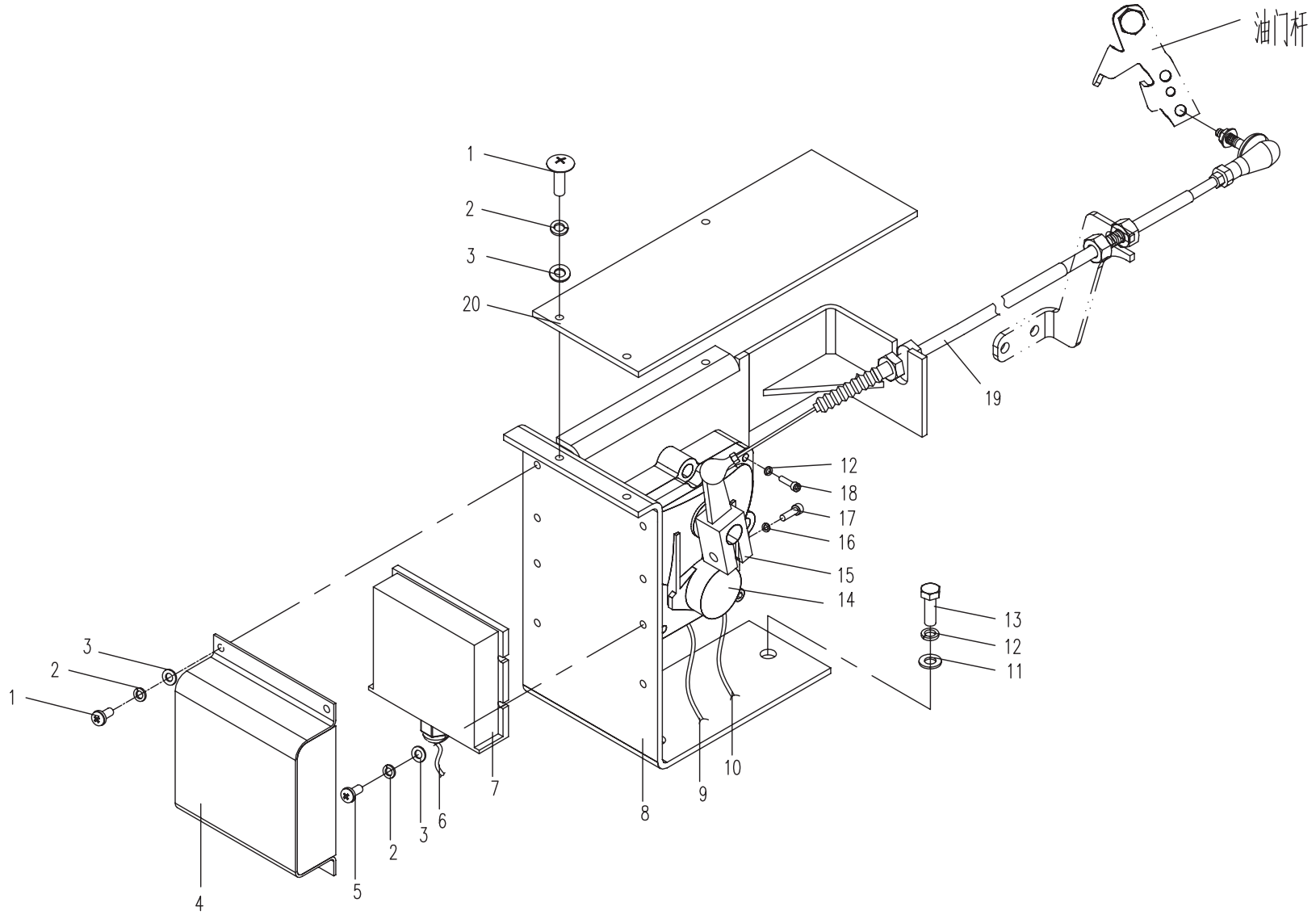


13.6.2 油门电机总成(适用860K12,860K13,860K14机型) ACCELEROGRAPH OF MOTOR ASSEMBLY (APPLY TO 860K12,860K13,860K14 TYPE)

序号 No.	数量 Quantity	代号 Code	名称 Description		备注 Remark
1	7	M5×10 GB/T818	十字槽盘头螺钉	Bolt	8.8-达克罗
2	11	5 GB/T93	弹簧垫圈	Spring washer	达克罗
3	11	5 GB/T97.1	平垫圈	Washer	达克罗
4	1	860J-1320100	保护罩	Cover	
5	4	M5×12 GB/T818	十字槽盘头螺钉	Bolt	8.8-达克罗
6	1	860L-1310500	油门控制电缆	Accelerograph control cable	
7	1	T0412-05111	步进电机驱动器	Accelerator controller	
8	1	860L-1320200	支架	Bracket	
9	1	860L-1310300	步进电机动力电缆	Accelerator controller wiring	
10	1	860J-1310400A	油门位置反馈电缆	Accelerator position wiring	
11	2	10 GB/T97.1	平垫圈	Washer	Zn.D
12	2	10 GB/T93	弹簧垫圈	Spring washer	Zn.D
13	2	M10×25 GB/T5783	六角头螺栓	Bolt	8.8-Zn.D
14	1	T0412-06132	油门马达	Accelerator electromotor	
15	1	858-1320010	拉臂	Boom	
16	1	8 GB/T93	弹簧垫圈	Spring washer	Zn.D
17	1	M8×25 GB/T70.1	内六角圆柱头螺钉	Bolt	8.8-Zn.D
18	3	M10×35 GB/T70.1	内六角圆柱头螺钉	Bolt	8.8-Zn.D
19	1	860L-1320010	油门推拉轴	Shaft of accelerator	
20	1	860L-1320001	盖板	Cover	

13.6.2 油门电机总成(适用860K12,860K13,860K14机型)

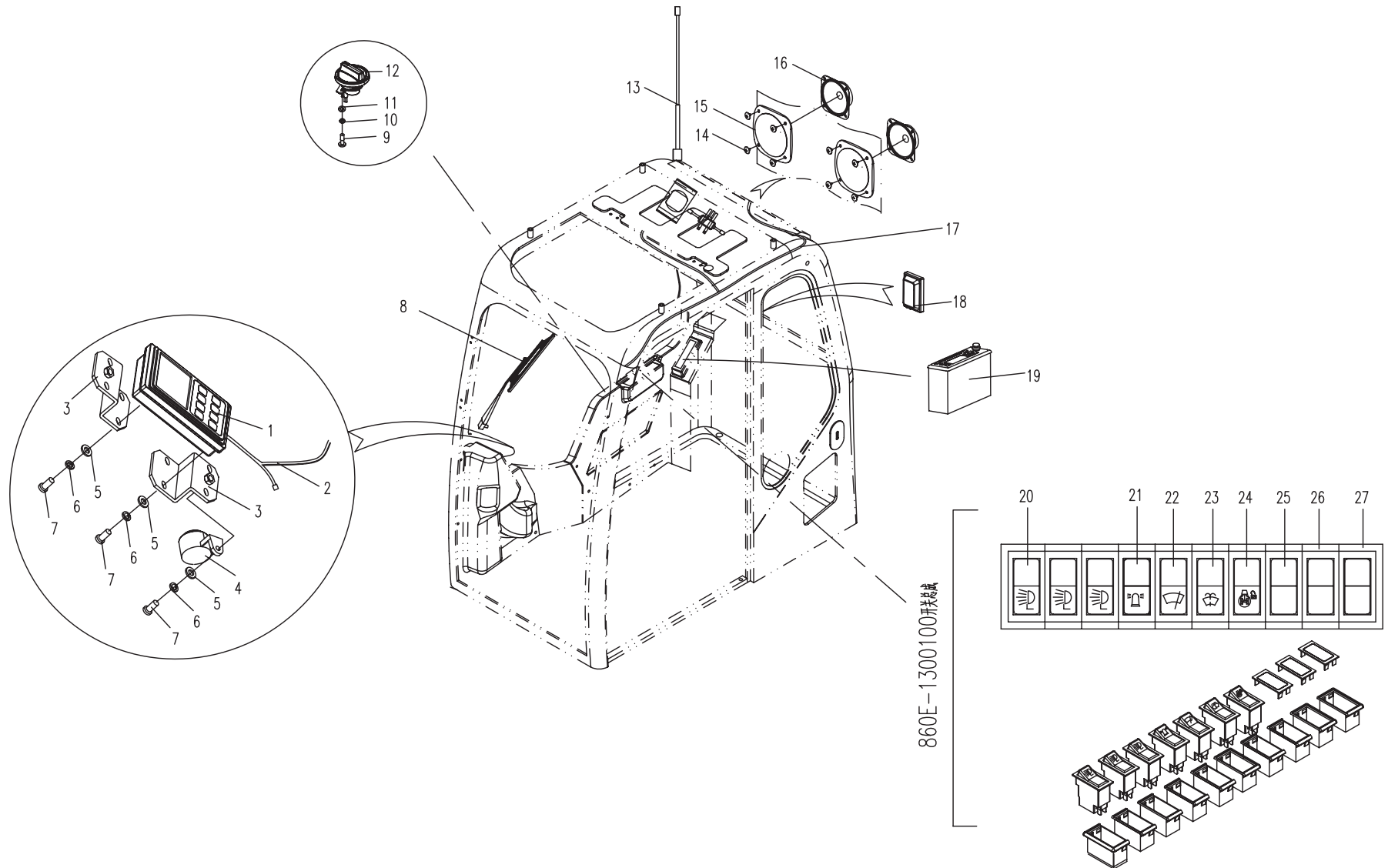
ACCELEROGRAPH OF MOTOR ASSEMBLY (APPLY TO 860K12,860K13,860K14 TYPE)



13.7.1 驾驶室电器总成(适用860K11,860K12,860K13,860K14机型) ELECTRICAL ASSEMBLY FOR CAB (APPLY TO 860K11,860K12,860K13,860K14 TYPE)

序号 No.	数量 Quantity	代号 Code	名称 Description	备注 Remark	
1	1	T0412-04226	工程机械监控器	Controller	
2	1	870F-1319110C	监控器线束	Cable-Controller	
3	2	860E-1300310	安装板	Fixing board	
4	1	T0416-15102	蜂鸣器	Buzzer	
5	8	6 GB/T97.1	平垫圈	Washer	Zn.D
6	8	6 GB/T93	弹簧垫圈	Spring washer	Zn.D
7	8	M6×12 GB/T818	十字槽盘头螺钉	Bolt	8.8-Zn.D
8	1	T0406-03211	雨刮器	Wiper	
9	2	M4×12 GB/T818	十字槽盘头螺钉	Washer	8.8-Zn.D
10	2	4 GB/T93	弹簧垫圈	Spring washer	Zn.D
11	2	4 GB/T848	小垫圈	Washer	Zn.D
12	1	T0412-07131	发动机控制盘	Engine controller	
13	1	T0409-02101	收音机天线	Antenna	L=1800mm
14	8	M4×12 GB/T819	十字槽盘头螺钉	Bolt	8.8-达克罗
15	2	T0409-06203	扬声器盖	Speaker cover	
16	2	T0409-15101	扬声器	Speaker	
17	1	860E-1310200B	驾驶室线束	Cab wiring harness	
18	1	T0405-13211	顶灯	Top lamp	
19	1	T0409-01110	收音机	Radio	
20	3	T0401-03201	工作灯开关	Work lamp switch	
21	1	T0401-03205	警示灯开关		
22	1	T0401-03208	双速雨刮开关	Wipper switch	
23	1	T0401-03209	风窗洗涤开关	Washing switch	
24	1	T0401-03213	回转使 开关	Turn around switch	
25	3	T0401-03303	盖板	Cover board	
26	8	T0401-03302	中间单框架	Middle switch frame	
27	2	T0401-03301	侧边单框架	Side switch frame	

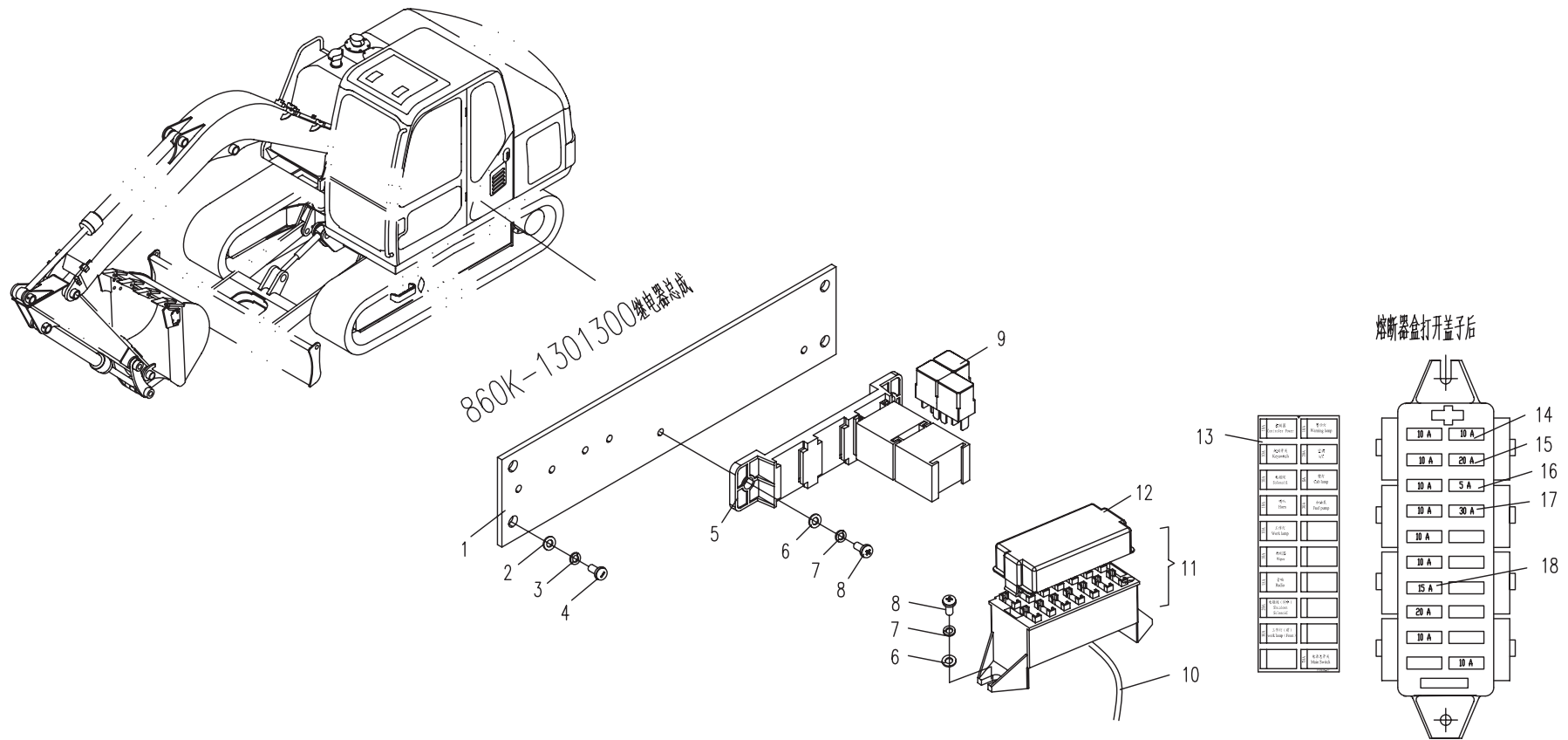
13.7.1 驾驶室电器总成(适用860K11,860K12,860K13,860K14机型)
 ELECTRICAL ASSEMBLY FOR CAB (APPLY TO 860K11,860K12,860K13,860K14 TYPE)



13.8.1 电气总装(适用860K11机型) ELECTRICAL ASSEMBLY (APPLY TO 860K11 TYPE)

序号 No.	数量 Quantity	代号 Code	名称 Description		备注 Remark
		860K-1301300	继电器总成	Relay Assembly	
1	1	860L-1300401	安装板	Fixing Plank	
2	4	6 GB/T97.1	平垫圈	Washer	Zn.D
3	4	6 GB/T93	弹簧垫圈	Spring Washer	Zn.D
4	4	M6×16 GB/T65	开槽圆柱头螺钉	Bolt	8.8-Zn.D
5	1	T0416-04001	继电器座架	Relay Bracket	
6	7	5 GB/T97.1	平垫圈	Washer	Zn.D
7	7	5 GB/T93	弹簧垫圈	Spring Washer	Zn.D
8	7	M5×12 GB/T65	开槽圆柱头螺钉	Bolt	8.8-Zn.D
9	3	T0404-02412	通用继电器	Relay	JD1425B-C (12V)
10	1	860L-1300420	熔断器线束	Fuse Wiring Harness	
11	1	860K-1311300	二十路熔断器总成	Twenty-place Fuse Assembly	包括序号11~18(Include No.11~18)
12	1	T0402-01106	二十路熔断器盒	Twelve Place Box	
13	1	860K-1311301	保险标贴	Fuse Labeling	
14	9	T0402-02103	10A 保险片	10A Fuse	
15	2	T0402-02105	20A 保险片	20A Fuse	
16	1	T0402-02101	5A 保险片	5A Fuse	
17	1	T0402-02107	30A 保险片	30A Fuse	
18	1	T0402-02104	15A 保险片	15A Fuse	

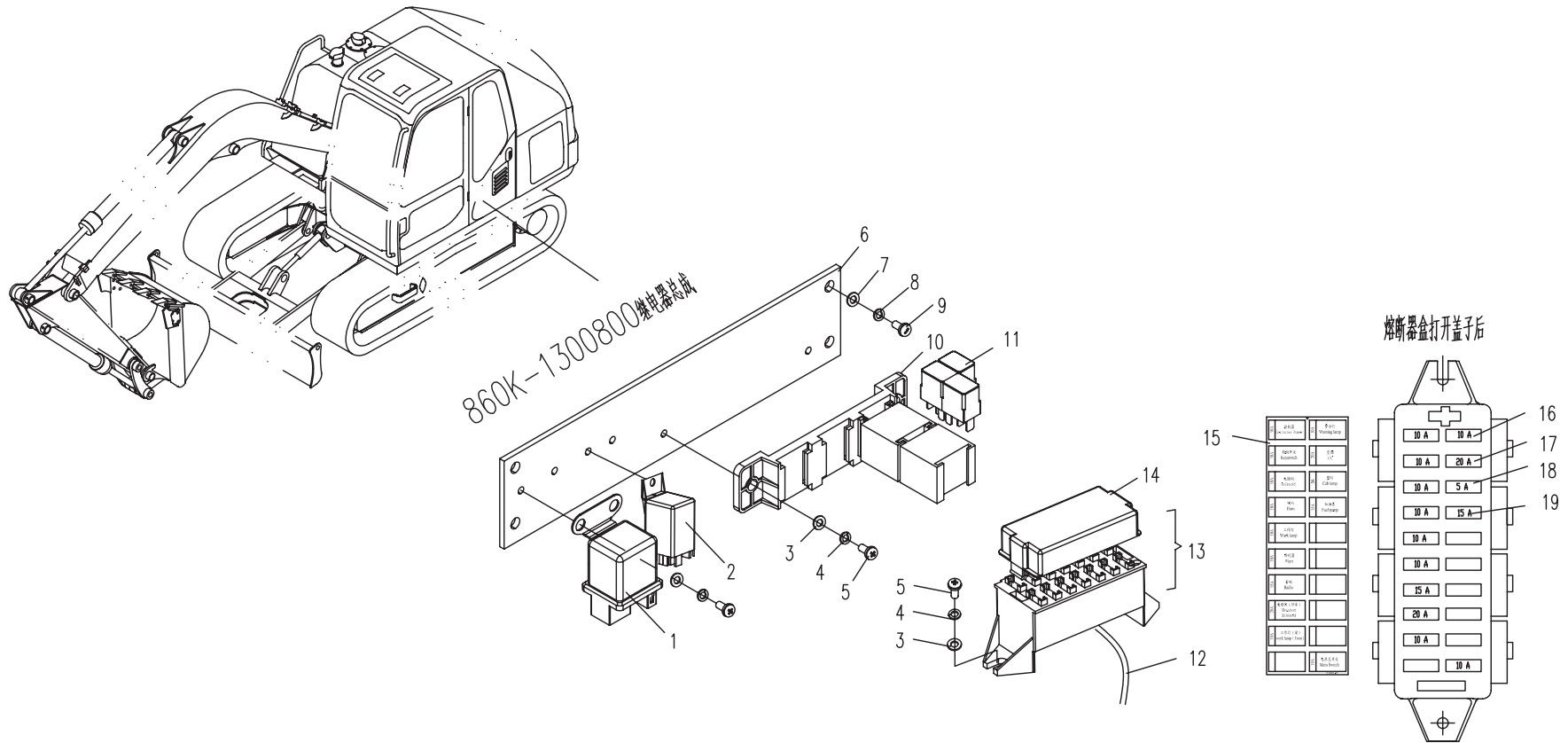
13.8.1 电气总装(适用860K11机型) ELECTRICAL ASSEMBLY (APPLY TO 860K11 TYPE)



13.8.2 电气总装(适用860K12机型) ELECTRICAL ASSEMBLY (APPLY TO 860K12 TYPE)

序号 No.	数量 Quantity	代号 Code	名称 Description		备注 Remark
		860K-1300800	继电器总成	Relay Assembly	
1	1	T0404-03111	预热继电器	Warm-up relay	JD191A-12V
2	1	T0404-08102	时间继电器	Time Relay	HCO119 (1.5Sec/12V)
3	7	5 GB/T97.1	平垫圈	Washer	Zn.D
4	7	5 GB/T93	弹簧垫圈	Spring Washer	Zn.D
5	7	M5×12 GB/T65	开槽圆柱头螺钉	Bolt	8.8-Zn.D
6	1	860L-1300401	安装板	Fixing Plank	
7	4	6 GB/T97.1	平垫圈	Washer	Zn.D
8	4	6 GB/T93	弹簧垫圈	Spring Washer	Zn.D
9	4	M6X12 GB/T65	开槽圆柱头螺钉	Bolt	8.8-Zn.D
10	1	T0416-04001	继电器座架	Relay Bracket	
11	3	T0404-02412	通用继电器	Relay	JD1425B-C (12V)
12	1	860L-1300420	熔断器线束	Fuse Wiring Harness	
13	1	860L-1300410	二十路熔断器总成	Twenty-place Fuse Assembly	包括序号14~19(Include No.14~19)
14	1	T0402-01106	二十路熔断器盒	Twelve Place Box	
15	1	860L-1300411	保险标贴	Fuse Labeling	
16	9	T0402-02103	10A 保险片	10A Fuse	
17	2	T0402-02105	20A 保险片	20A Fuse	
18	1	T0402-02101	5A 保险片	5A Fuse	
19	2	T0402-02104	15A 保险片	15A Fuse	

13.8.2 电气总装(适用860K12机型) ELECTRICAL ASSEMBLY (APPLY TO 860K12 TYPE)



13.8.3 电气总装(适用860K13,860K14机型) ELECTRICAL ASSEMBLY (APPLY TO 860K13,860K14 TYPE)

序号 No.	数量 Quantity	代号 Code	名称 Description		备注 Remark
		860K-1311000	继电器总成	Relay Assembly	
1	1	T0404-03111	预热继电器	Warm-up relay	JD191A-12V
2	1	T0404-08102	时间继电器	Time Relay	HCO119 (1.5Sec/12V)
3	7	5 GB/T97.1	平垫圈	Washer	Zn.D
4	7	5 GB/T93	弹簧垫圈	Spring Washer	Zn.D
5	7	M5×12 GB/T65	开槽圆柱头螺钉	Bolt	8.8-Zn.D
6	1	860L-1300401	安装板	Fixing Plank	
7	4	6 GB/T97.1	平垫圈	Washer	Zn.D
8	4	6 GB/T93	弹簧垫圈	Spring Washer	Zn.D
9	4	M6X12 GB/T65	开槽圆柱头螺钉	Bolt	8.8-Zn.D
10	1	T0416-04001	继电器座架	Relay Bracket	
11	3	T0404-02412	通用继电器	Relay	JD1425B-C (12V)
12	1	860L-1300420	熔断器线束	Fuse Wiring Harness	
13	1	860L-1300410	二十路熔断器总成	Twenty-place Fuse Assembly	包括序号14~20(Include No.14~20)
14	1	T0402-01106	二十路熔断器盒	Twelve Place Box	
15	1	860L-1300411	保险标贴	Fuse Labeling	
16	9	T0402-02103	10A 保险片	10A Fuse	
17	2	T0402-02105	20A 保险片	20A Fuse	
18	1	T0402-02101	5A 保险片	5A Fuse	
19	1	T0402-02107	30A 保险片	30A Fuse	
20	1	T0402-02104	30A 保险片	15A Fuse	

13.8.3 电气总装(适用860K13 860K14 机型) ELECTRICAL ASSEMBLY (APPLY TO 860K13 860K14 TYPE)

