

858 目录 (858 INDEX)

| | | | |
|--------|------------------------|--|----|
| 01.1.1 | 底盘总成 (适用 858机型) | CHASSIS ASSEMBLY (APPLY TO 858 TYPE) | 1 |
| 02.1.1 | 回转平台 (适用 858机型) | SLEWING PLATFORM (APPLY TO 858 TYPE) | 5 |
| 03.1.1 | 推土装置 (适用 858机型) | DOZER EQUIPMENT (APPLY TO 858 TYPE)..... | 9 |
| 04.1.1 | 工作装置 1 (适用 858机型) | WORKING EQUIPMENT 1 (APPLY TO 858 TYPE)..... | 11 |
| 04.2.1 | 工作装置 2 (适用 858机型) | WORKING EQUIPMENT 2 (APPLY TO 858 TYPE)..... | 13 |
| 04.3.1 | 工作装置 3 (适用 858机型) | WORKING EQUIPMENT 3 (APPLY TO 858 TYPE)..... | 15 |
| 04.4.1 | 工作装置 4 (适用 858机型) | WORKING EQUIPMENT 4 (APPLY TO 858 TYPE)..... | 17 |
| 04.5.1 | 工作装置 5 (适用 858机型) | WORKING EQUIPMENT 5 (APPLY TO 858 TYPE)..... | 19 |
| 05.1.1 | 平台部分液压系统 1 (适用 858机型) | HYDRAULIC SYSTEM FOR PLATFORM 1 (APPLY TO 858 TYPE)..... | 21 |
| 05.2.1 | 平台部分液压系统 2 (适用 858机型) | HYDRAULIC SYSTEM FOR PLATFORM 2 (APPLY TO 858 TYPE)..... | 23 |
| 05.3.1 | 平台部分液压系统 3 (适用 858机型) | HYDRAULIC SYSTEM FOR PLATFORM 3 (APPLY TO 858 TYPE)..... | 25 |
| 05.4.1 | 平台部分液压系统 4 (适用 858机型) | HYDRAULIC SYSTEM FOR PLATFORM 4 (APPLY TO 858 TYPE)..... | 27 |
| 05.5.1 | 平台部分液压系统 5 (适用 858机型) | HYDRAULIC SYSTEM FOR PLATFORM 5 (APPLY TO 858 TYPE)..... | 29 |
| 05.6.1 | 平台部分液压系统 6 (适用 858机型) | HYDRAULIC SYSTEM FOR PLATFORM 6 (APPLY TO 858 TYPE)..... | 31 |
| 05.7.1 | 平台部分液压系统 7 (适用 858机型) | HYDRAULIC SYSTEM FOR PLATFORM 7 (APPLY TO 858 TYPE)..... | 33 |
| 75.1.1 | 底盘部分液压系统 1 (适用 858机型) | HYDRAULIC SYSTEM FOR CHASSIS 1 (APPLY TO 858 TYPE) | 35 |
| 75.2.1 | 底盘部分液压系统 2 (适用 858机型) | HYDRAULIC SYSTEM FOR CHASSIS 2 (APPLY TO 858 TYPE) | 37 |
| 85.1.1 | 先导部分液压系统 1 (适用 858机型) | HYDRAULIC SYSTEM FOR PILOT PART 1 (APPLY TO 858 TYPE)..... | 39 |
| 85.2.1 | 先导部分液压系统 2 (适用 858机型) | HYDRAULIC SYSTEM FOR PILOT PART 2 (APPLY TO 858 TYPE)..... | 43 |
| 85.3.1 | 先导部分液压系统 3 (适用 858机型) | HYDRAULIC SYSTEM FOR PILOT PART 3 (APPLY TO 858 TYPE)..... | 47 |
| 95.1.1 | 工作装置的液压系统 1 (适用 858机型) | HYDRAULIC SYSTEM FOR WORKING EQUIPMENT 1 (APPLY TO 858 TYPE) | 51 |
| 95.2.1 | 工作装置的液压系统 2 (适用 858机型) | HYDRAULIC SYSTEM FOR WORKING EQUIPMENT 2 (APPLY TO 858 TYPE)..... | 53 |
| 06.1.1 | 操纵机构1 (适用 858机型) | CONTROL FRAMEWORK 1 (APPLY TO 858 TYPE) | 55 |
| 06.1.2 | 操纵机构 2 (适用 858机型) | CONTROL FRAMEWORK 2 (APPLY TO 858 TYPE) | 59 |
| 07.1.1 | 驾驶室组件 1 (适用 858机型) | CAB SUBASSEMBLY 1 (APPLY TO 858 TYPE)..... | 63 |
| 07.2.1 | 驾驶室组件 2 (适用 858机型) | CAB SUBASSEMBLY 2 (APPLY TO 858 TYPE)..... | 67 |

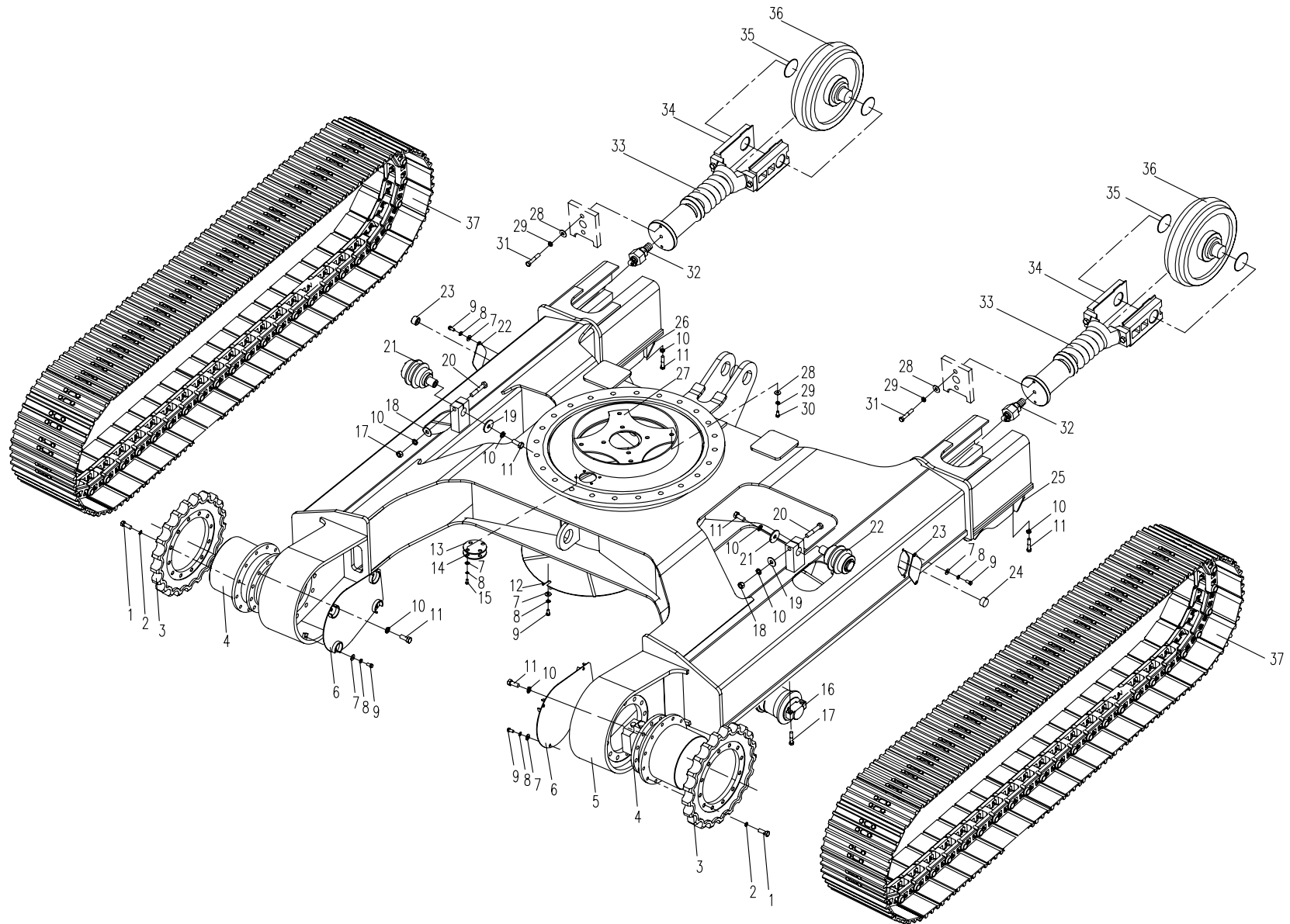
858 目录 (858 INDEX)

| | | | |
|--------|---------------------------|---|-----|
| 07.3.1 | 驾驶室组件 3(适用 858机型) | CAB SUBASSEMBLY 3 (APPLY TO 858 TYPE)..... | 71 |
| 07.4.1 | 驾驶室组件 4(适用 858机型) | CAB SUBASSEMBLY 4 (APPLY TO 858 TYPE)..... | 73 |
| 07.5.1 | 驾驶室组件 5(适用 858机型) | CAB SUBASSEMBLY 5 (APPLY TO 858 TYPE)..... | 75 |
| 08.1.1 | 空调系统 (适用 858机型) | AIR-CONDITION SYSTEM (APPLY TO 858 TYPE)..... | 77 |
| 09.1.1 | 罩框组件 1(适用 858机型) | COVER FRAME MODULE 1 (APPLY TO 858 TYPE)..... | 81 |
| 09.2.1 | 罩框组件 2(适用 858机型) | COVER FRAME MODULE 2 (APPLY TO 858 TYPE)..... | 83 |
| 10.1.1 | 发动机罩 (适用 858机型) | ENGINE HOOD (APPLY TO 858 TYPE)..... | 85 |
| 11.1.1 | 回转支承 (适用 858机型) | SLEWING SUPPORT (APPLY TO 858 TYPE)..... | 87 |
| 12.1.1 | 进气系统 (适用 858机型) | AIR INLET SYSTEM (APPLY TO 858 TYPE) | 89 |
| 12.2.1 | 冷却系统 (适用 858机型) | COOLING SYSTEM (APPLY TO 858 TYPE) | 91 |
| 12.3.1 | 发动机备件 (适用 858机型) | ENGINE SPARE PART (APPLY TO 858 TYPE)..... | 95 |
| 12.4.1 | 排气系统 (适用 858机型) | EXHAUST SYSTEM (APPLY TO 858 TYPE)..... | 97 |
| 12.5.1 | 燃油系统 (适用 858机型) | FUEL SUPPLY SYSTEM (APPLY TO 858 TYPE)..... | 99 |
| 12.6.1 | 动力输出系统 (适用 858机型) | POWER OUTPUT SYSTEM (APPLY TO 858 TYPE) | 101 |
| 12.7.1 | 支承系 (适用 858机型) | SUPPORT SYSTEM (APPLY TO 858 TYPE)..... | 103 |
| 12.6.1 | 油门操纵系统 (适用 858机型) | THROTTLE CONTROL SYSTEM (APPLY TO 858 TYPE)..... | 105 |
| 13.1.1 | 电气系统 电气总装 I(适用 858机型) | ELECTRICAL SYSTEM ELECTRICAL ASSEMBLY I (APPLY TO 858 TYPE)..... | 107 |
| 13.2.1 | 电气系统 电气总装 II(适用 858机型) | ELECTRICAL SYSTEM ELECTRICAL ASSEMBLY II (APPLY TO 858 TYPE) | 109 |
| 13.3.1 | 电气系统 电气总装 III(适用 858机型) | ELECTRICAL SYSTEM ELECTRICAL ASSEMBLY III (APPLY TO 858 TYPE) | 113 |
| 13.4.1 | 电气系统 电气总装 IV(适用 858机型) | ELECTRICAL SYSTEM ELECTRICAL ASSEMBLY IV (APPLY TO 858 TYPE) | 113 |
| 13.5.1 | 电气系统 电池安装组 (适用 858机型) | ELECTRICAL SYSTEM BATTERY ASSEMBLY (APPLY TO 858 TYPE) | 117 |
| 13.6.1 | 电气系统 线束及接线图 (适用 858机型) | ELECTRICAL SYSTEM CONNECTION DRAWING (APPLY TO 858 TYPE) | 119 |

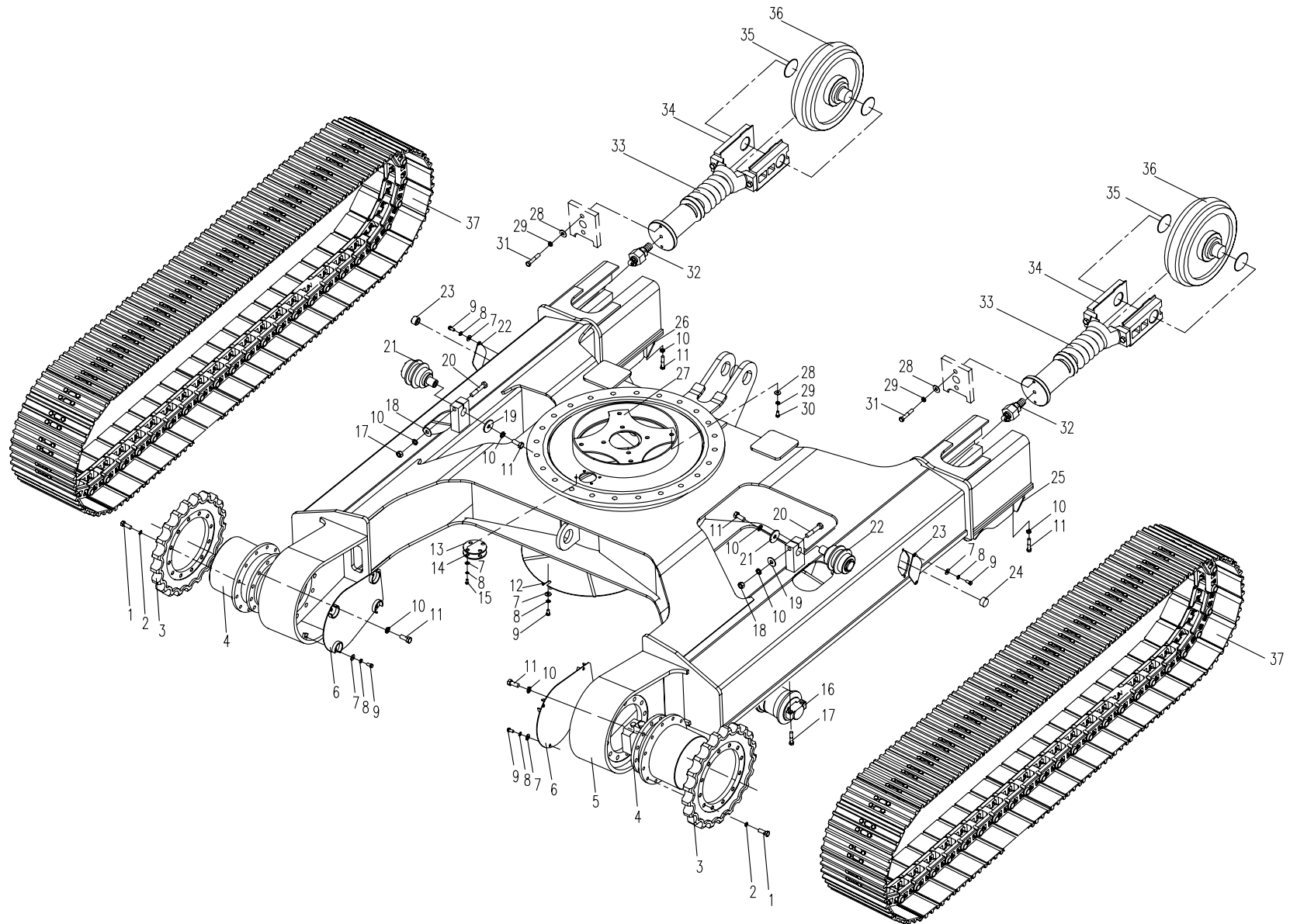
01.1.1 底盘总成(适用858,858A机型) CHASSIS ASSEMBLY (APPLY TO 858,858A TYPE)

| 序号 Nb. | 数量 Quantity | 代号 Code | 名称 Description | | 备注 Remark |
|-----------|----------------|--------------|-------------------|-------------------------------|--------------|
| 1 | 24 | GB/T 5783A | 螺栓M14□ 45 | Bolt M14X45 | 10.9级 |
| 2 | 24 | GB/T 93 | 弹簧垫圈 14 | Spring washer 14 | |
| 3 | 2 | 860-0100001b | 驱动轮 | Sprocket | |
| 4 | 2 | 860-7508000 | 行走马达 | Traveling motor | KAYABA / 帝人 |
| 5 | 1 | 858-0101000 | 车架总成 | Chassis assembly | KAYABA / 帝人 |
| | | 858-0110000 | 车架总成 | Chassis assembly | NACHI |
| 6 | 2 | 858-0102000 | 行走马达盖板 | Traveling motor's cover plate | |
| 7 | 20 | GB/T 97.1 | 垫圈 10 | Washer 10 | |
| 8 | 20 | GB/T 93 | 弹簧垫圈 10 | Spring washer 10 | |
| 9 | 20 | GB/T 5783A | 螺栓M10□ 20 | Bolt M10X20 | 8.8-Zn.D |
| 10 | 40 | GB/T 93 | 弹簧垫圈 16 | Spring washer 16 | |
| 11 | 38 | GB/T 5783A | 螺栓M16□ 40 | Bolt M16X40 | 12.9级 |
| 12 | 1 | 860-0108000 | 封底板 | Chassis cover plate | |
| 13 | 1 | 838A-0100002 | 密封垫 | Seal plate | |
| 14 | 1 | 838A-0100001 | 油口盖板 | Cover | |
| 15 | 4 | GB/T 5783A | 螺栓M10□ 30 | Bolt M10X30 | |
| 16 | 12 | 860-0105000b | 支重轮总成 | Idler assembly | |
| 17 | 48 | GB/T 5783A | 螺栓M14□ 60 | Bolt M12×60 | 12.9级 |
| 18 | 2 | GB/T 6170 | 螺母M16 | Nut M16 | 8-Zn.D |
| 19 | 2 | GB/T 97.1 | 垫圈16 | Washer 16 | |
| 20 | 2 | GB/T 5782 | 螺栓M16□ 90 | Bolt M16×90 | 10.9级 |
| 21 | 2 | 860-0100007 | 挡圈 | Block ring | |
| 22 | 2 | 860-0104000 | 托轮总成 | Upper roller assembly | |
| 23 | 2 | 860-0100002 | 侧盖板 | Side cover plate | |
| 24 | 2 | 860-0100006 | 防尘套 | Dustproof sheath | |
| 25 | 2 | 860A-0106000 | 右防脱架 | Right guard track | |
| 26 | 2 | 860A-0105000 | 左防脱架 | Left guard track | |
| | 2 | 860A-0107000 | 防脱架 | Guard track | 选装件 |

01.1.1 底盘总成(适用858, 858A机型) CHASSIS ASSEMBLY (APPLY TO 858,858A TYPE)



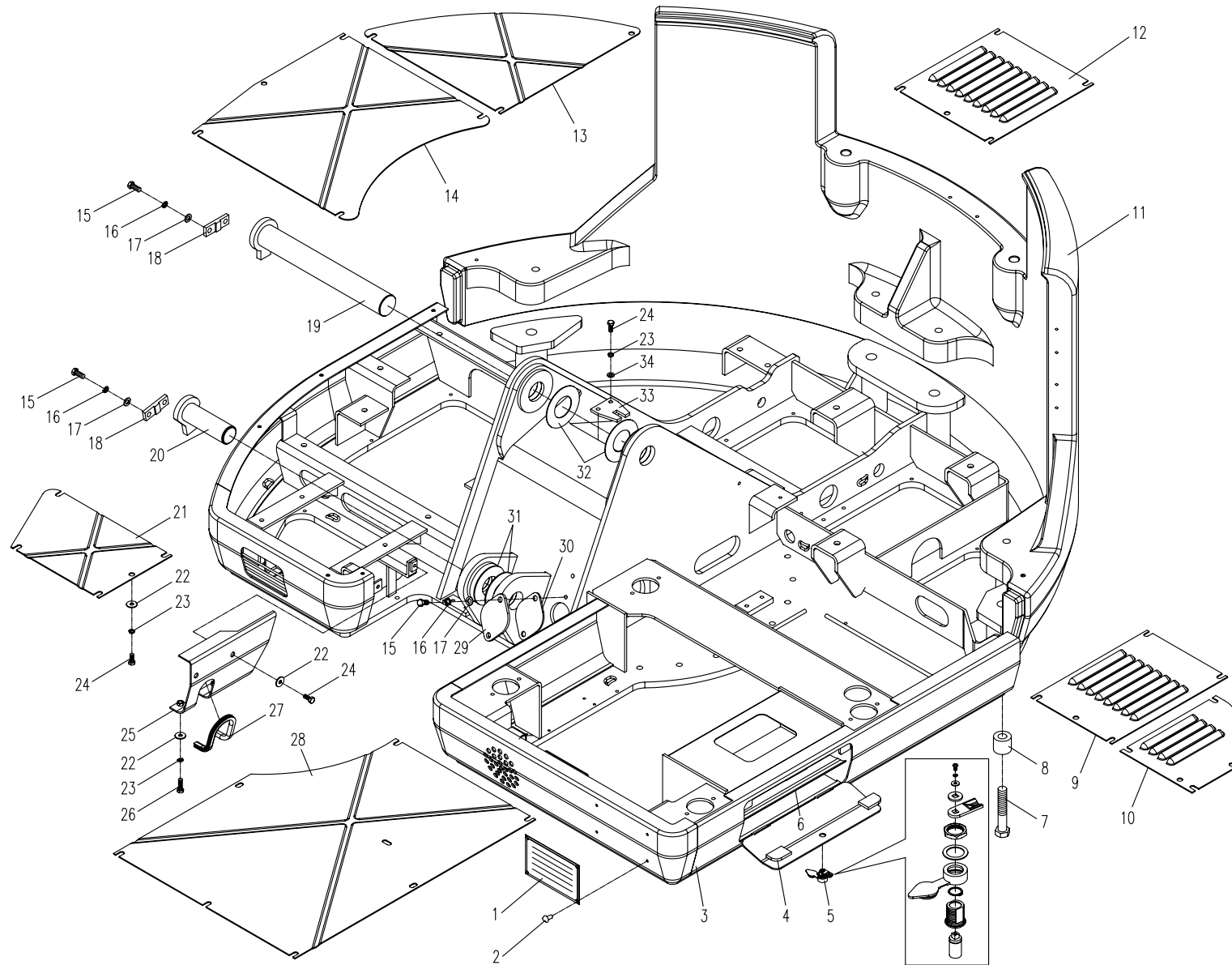
01.1.1 底盘总成(适用858, 858A机型) CHASSIS ASSEMBLY (APPLY TO 858,858A TYPE)



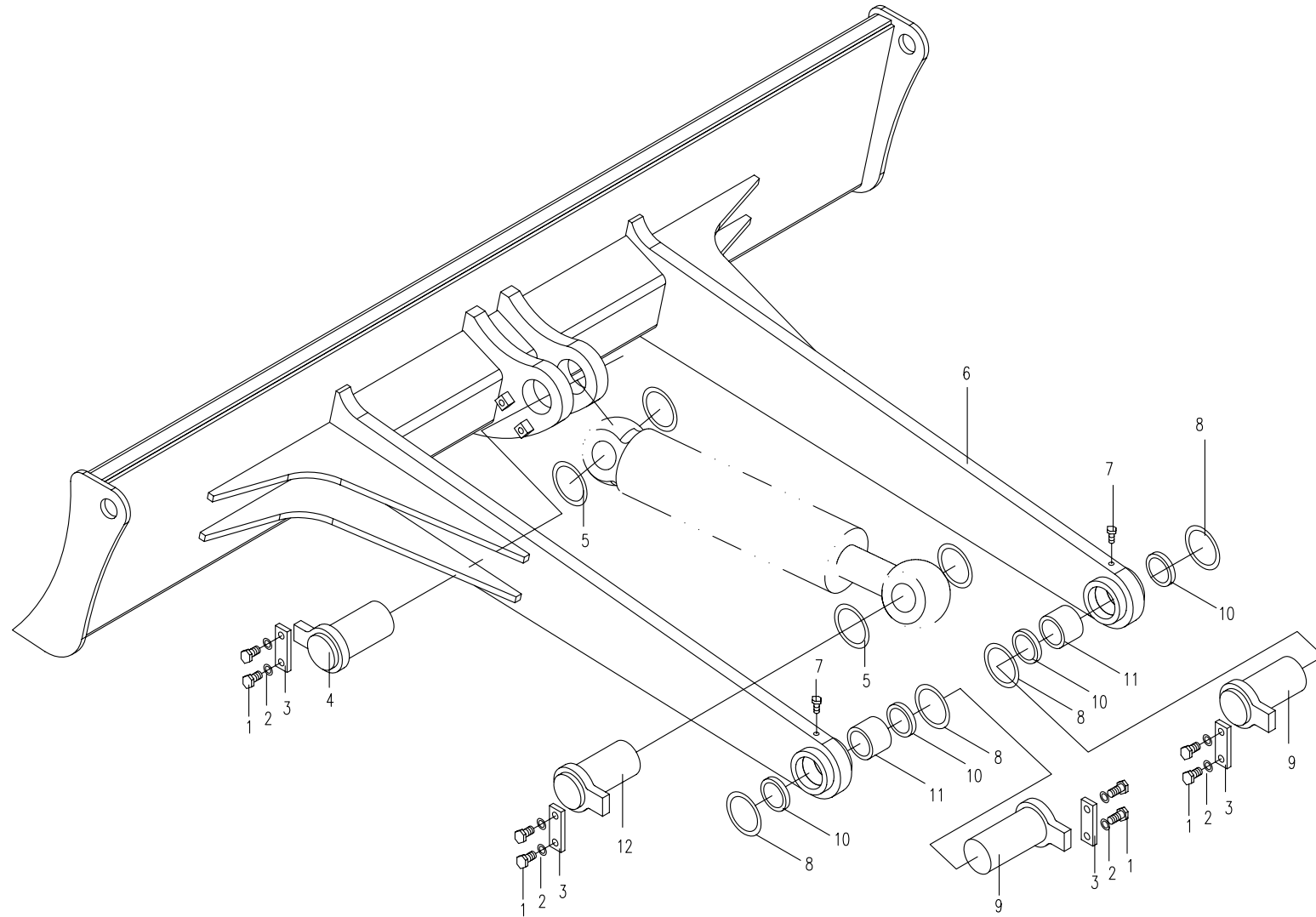
02.1.1 回转平台(适用858机型) SLEWING PLATFROM(APPLY TO 858 TYPE)

| 序号 Nb. | 数量 Quantity | 代号 Code | 名称 Description | | 备注 Remark |
|-----------|----------------|-------------|-------------------|-------------------------------------|--------------|
| 1 | 1 | 858-0200007 | 标牌 | Scutcheon | |
| 2 | 4 | GB/T 827 | 铆钉 2.5×10 | Rivet 2.5×10 | |
| 3 | 1 | 858-0202000 | 平台 | Platform | |
| 4 | 2 | 858-0203104 | 防震垫 | Incabloc | |
| 5 | 1 | 858-0206000 | 锁总成 | Lock | |
| 6 | 1 | 858-0200013 | 橡胶垫 | Rubber | |
| 7 | 4 | GB/T 5783A | 螺栓 M24×140 | Blot M24×140 | 10.9-氧化 |
| 8 | 4 | 858-0200005 | 厚垫圈 | Thicker washer | Zn.D |
| 9 | 1 | 858-0200009 | 左三封底板 | The third of the left cover plate | |
| 10 | 1 | 858-0200011 | 左二封底板 | The second of the left cover plate | |
| 11 | 1 | 858-0200001 | 平衡重 | Counter Weight | |
| 12 | 1 | 858-0200008 | 中封底板 | Middle cover plate | |
| 13 | 1 | 858-0200004 | 右三封底板 | The third of the right cover plate | |
| 14 | 1 | 858-0200003 | 右二封底板 | The second of the right cover plate | |
| 15 | 6 | GB/T 5783A | 螺栓 M12×30 | Blot M12×30 | 8.8-Zn.D |
| 16 | 6 | GB/T 93 | 弹簧垫圈 12 | Spring Washer 12 | Zn.D |
| 17 | 6 | GB/T 97.1 | 平垫圈 12 | Washer 12 | Zn.D |
| 18 | 2 | 860-0200009 | 止板 | Locking-plate | |
| 19 | 1 | 858-0204000 | 动臂销轴 | Shaft Pin | |
| 20 | 1 | 858-0205000 | 油缸销轴 | Shaft Pin | |
| 21 | 1 | 858-0200002 | 右一封底板 | The first of the right cover plate | |
| 22 | 35 | GB/T 96 | 大垫圈 10 | Biger Washer 10 | Zn.D |
| 23 | 35 | GB/T 93 | 弹簧垫圈 10 | Spring Washer 10 | Zn.D |
| 24 | 35 | GB/T 5783A | 螺栓 M10×25 | Blot M10×25 | 8.8-Zn.D |
| 25 | 1 | 858-0201000 | 侧盖板组件 | Lateral cover plate | |
| 26 | 2 | GB/T 5783A | 螺栓 M10×35 | Blot M10×35 | 8.8-Zn.D |
| 27 | 1 | 820-0700002 | 橡胶边条 | Rubber strip | |
| 28 | 1 | 858-0200012 | 左一封底板 | The first of the left cover plate | |

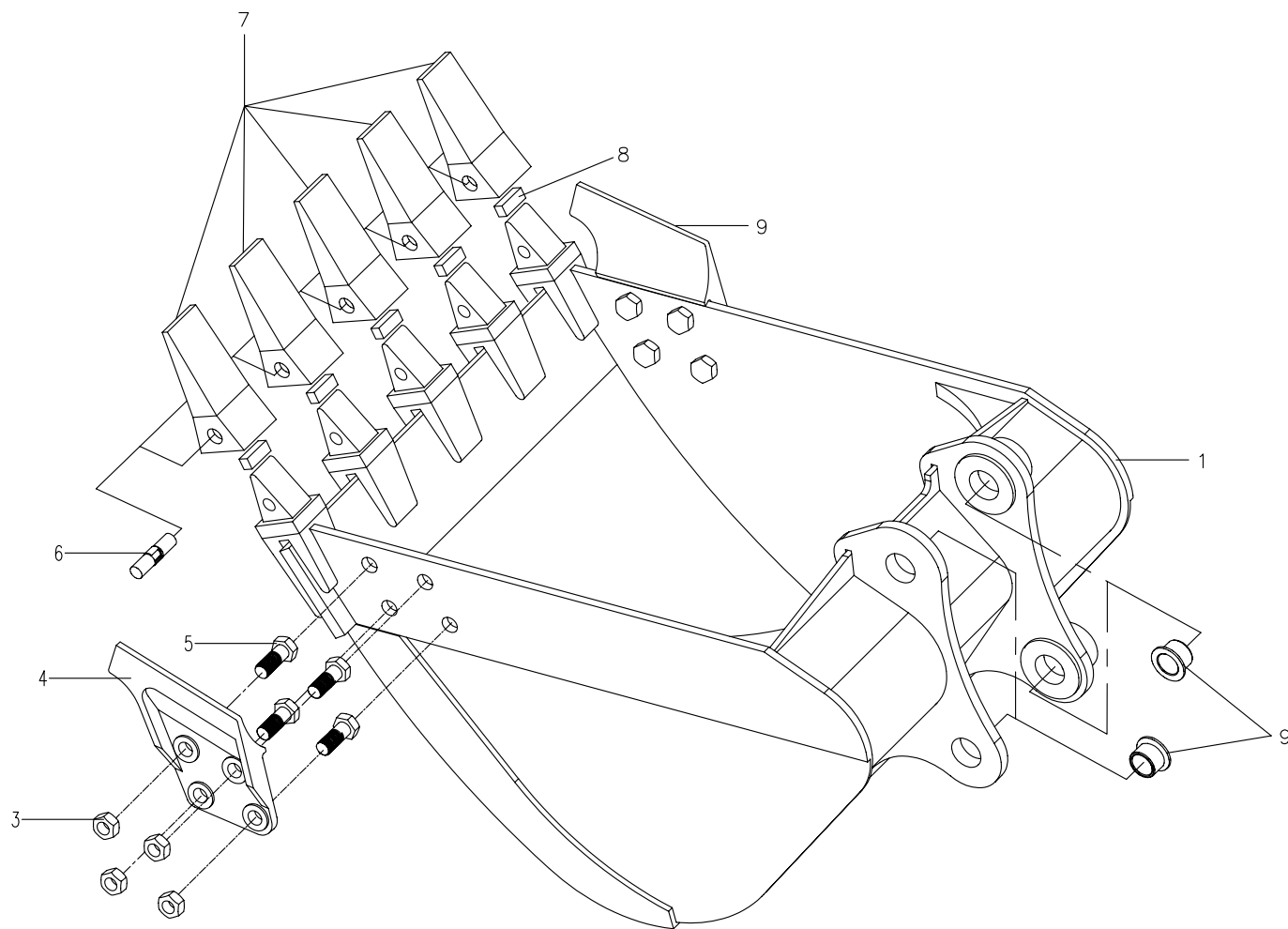
02.1.1 回转平台(适用858机型) SLEWING PLATFORM(APPLY TO 858 TYPE)



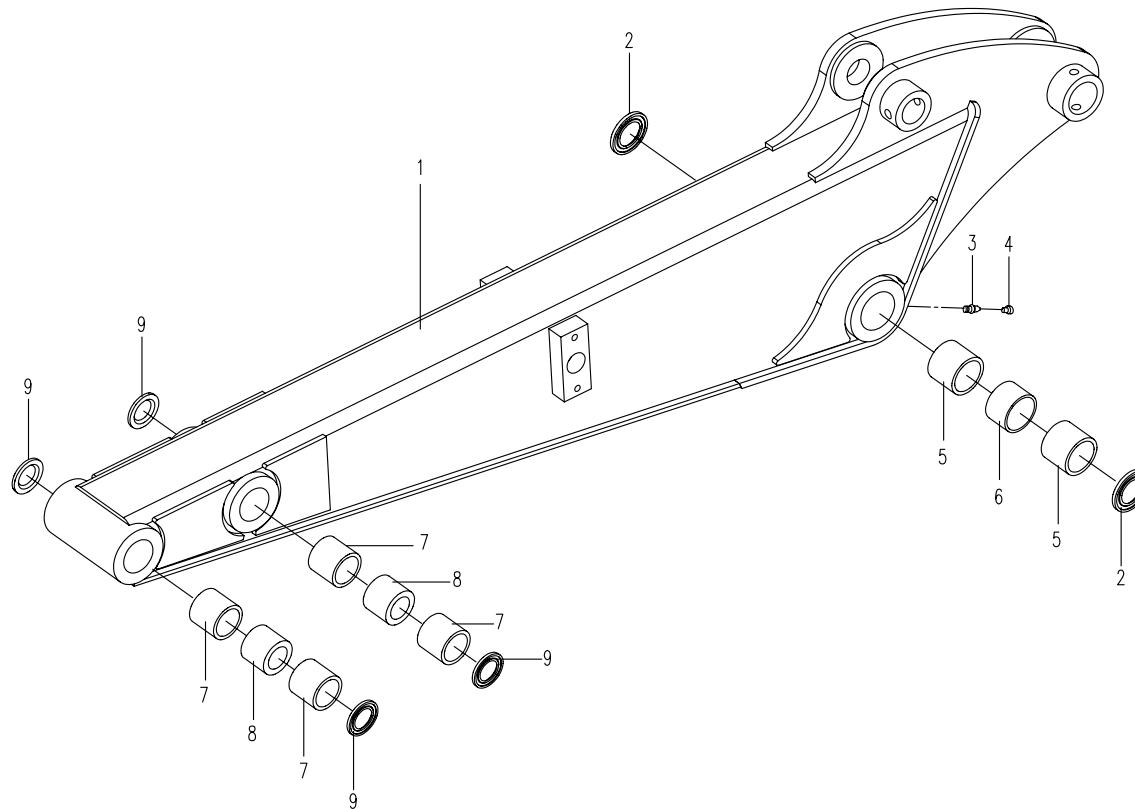
03.1.1 推土装置 (适用858、858A机型) DOZER EQUIPMENT (APPLY TO 858,858A TYPE)



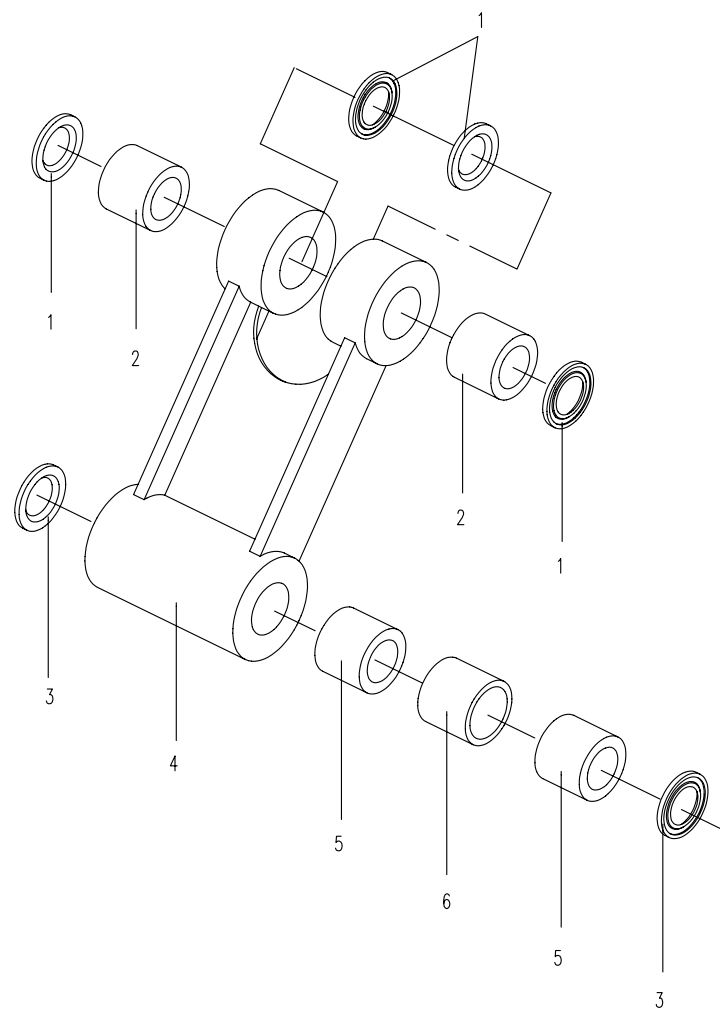
04.3.1 工作装置 3 (适用858, 858A机型) WORKING EQUIPMENT 3 (APPLY TO 858,858A TYPE)



04.4.1 工作装置 4 (适用858, 858A机型) WORKING EQUIPMENT 4 (APPLY TO 858, 858A TYPE)



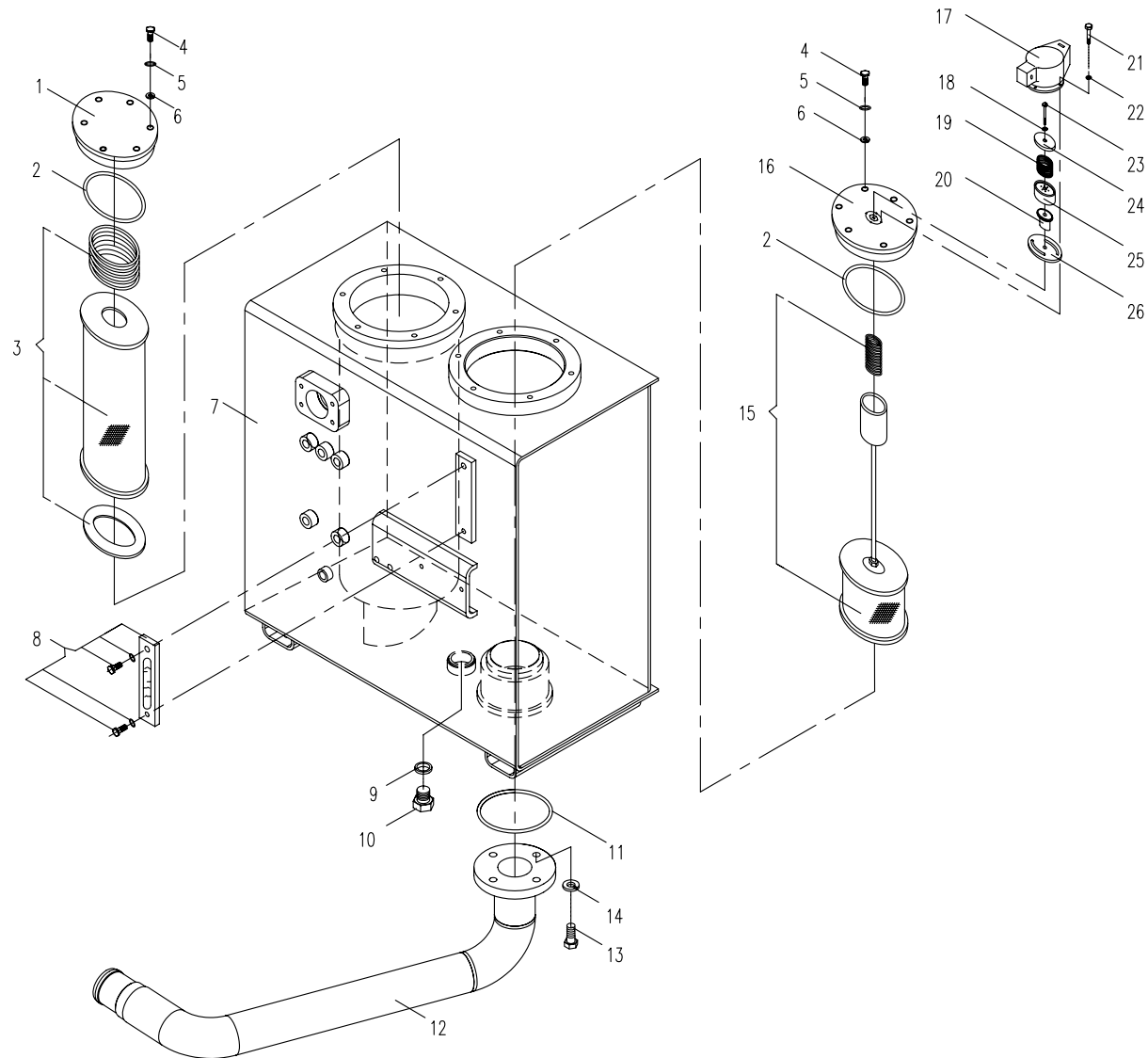
04.5.1 工作装置 5 (适用858, 858A机型) WORKING EQUIPMENT 5 (APPLY TO 858, 858A TYPE)



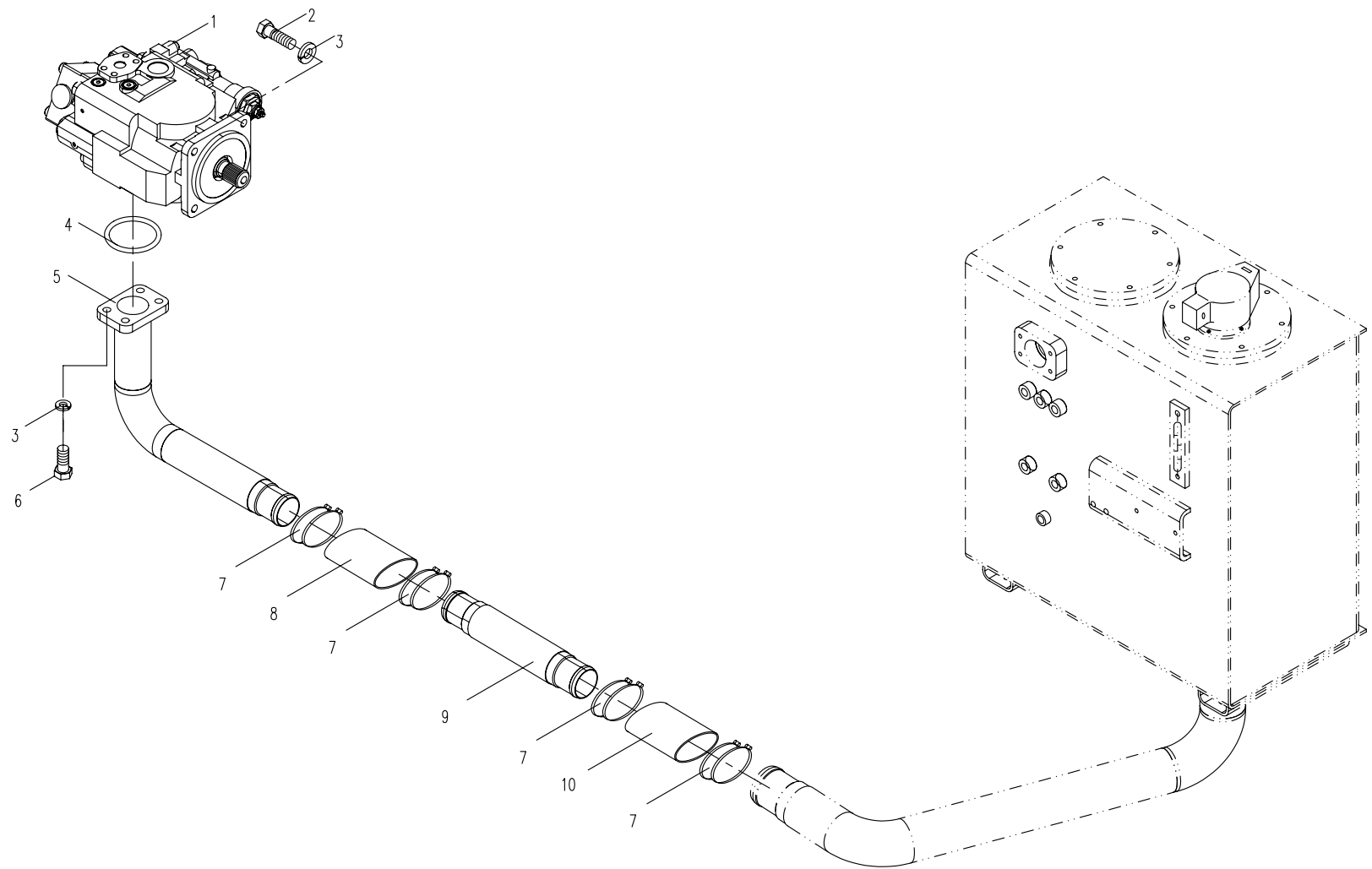
05.1.1 平台部分的液压系统 1(适用于 858 858A机型) HYDRAULIC SYSTEM FOR PLATFORM 1(APPLY TO 858,858A TYPE)

| 序号 Nb. | 数量 Quantity | 代号 Code | 名称 Description | | 备注 Remark |
|-----------|----------------|--------------|-------------------|--------------------------|--------------|
| 1 | 1 | 858-0505001 | 回油法兰盖 | Flange top | |
| 2 | 2 | | O形圈 165X4 | O seal ring 165X4 | 丁晴橡胶 |
| 3 | 1 | 860A-0513200 | 回油滤总成 | Sieve oil assembly | |
| 4 | 12 | GB/T 5783A | 螺栓 M8x20 | Bolt M8x20 | |
| 5 | 12 | GB/T 93 | 垫圈 8 | Washer 8 | |
| 6 | 12 | GB/T 97.1 | 垫圈 8 | Washer 8 | |
| 7 | 1 | 858-0505100 | 液压油箱体 | Oil tank body | |
| 8 | 1 | 835-0501001 | 液位计总成 | Sign oil high | |
| 9 | 1 | ISO 286 | 组合垫 33 | Combinatory washer 33 | |
| 10 | 1 | 801-0521003 | 油堵 | Bolt stifled | |
| 11 | 1 | | O形圈 58X3.55 | O seal ring 58X3.55 | 丁晴橡胶 |
| 12 | 1 | 858-0505200 | 吸油管总成 | Oil-intake pipe assembly | |
| 13 | 4 | GB/T 5783A | 螺栓 M10X30 | Bolt M10X30 | |
| 14 | 4 | GB/T 93 | 垫圈 10 | Washer 10 | |
| 15 | 1 | 860A-0513300 | 吸油滤总成 | Sieve oil assembly | |
| 16 | 1 | 860-0513200 | 法兰 | Flange | |
| 17 | 1 | 830D-0501500 | 带锁空气滤清器 | Air cleaner | |
| 18 | 1 | GB/T 93 | 垫圈 6 | Washer 6 | |
| 19 | 1 | 860-0513204 | 压缩弹簧 | Compress spring | |
| 20 | 1 | 860-0513203 | 橡胶阀片 | Rubber mat | |
| 21 | 6 | GB/T 5783A | 螺栓 M4X 16 | Bolt M4X16 | |
| 22 | 6 | GB/T 93 | 垫圈 4 | Washer 4 | |
| 23 | 1 | GB/T 5783A | 螺栓 M6X45 | Bolt M6X45 | |
| 24 | 1 | 860-0513202 | 阀体 | Valve body | |
| 25 | 1 | 860-0513205 | 弹簧座 | Seat of spring | |
| 26 | 1 | 860-0513201b | 密封垫 | Pressurize mat | |

05.1.1 平台部分的液压系统1 (适用于858、858A机型) HYDRAULIC SYSTEM FOR PLATFORM 1 (APPLY TO 858,858A TYPE)

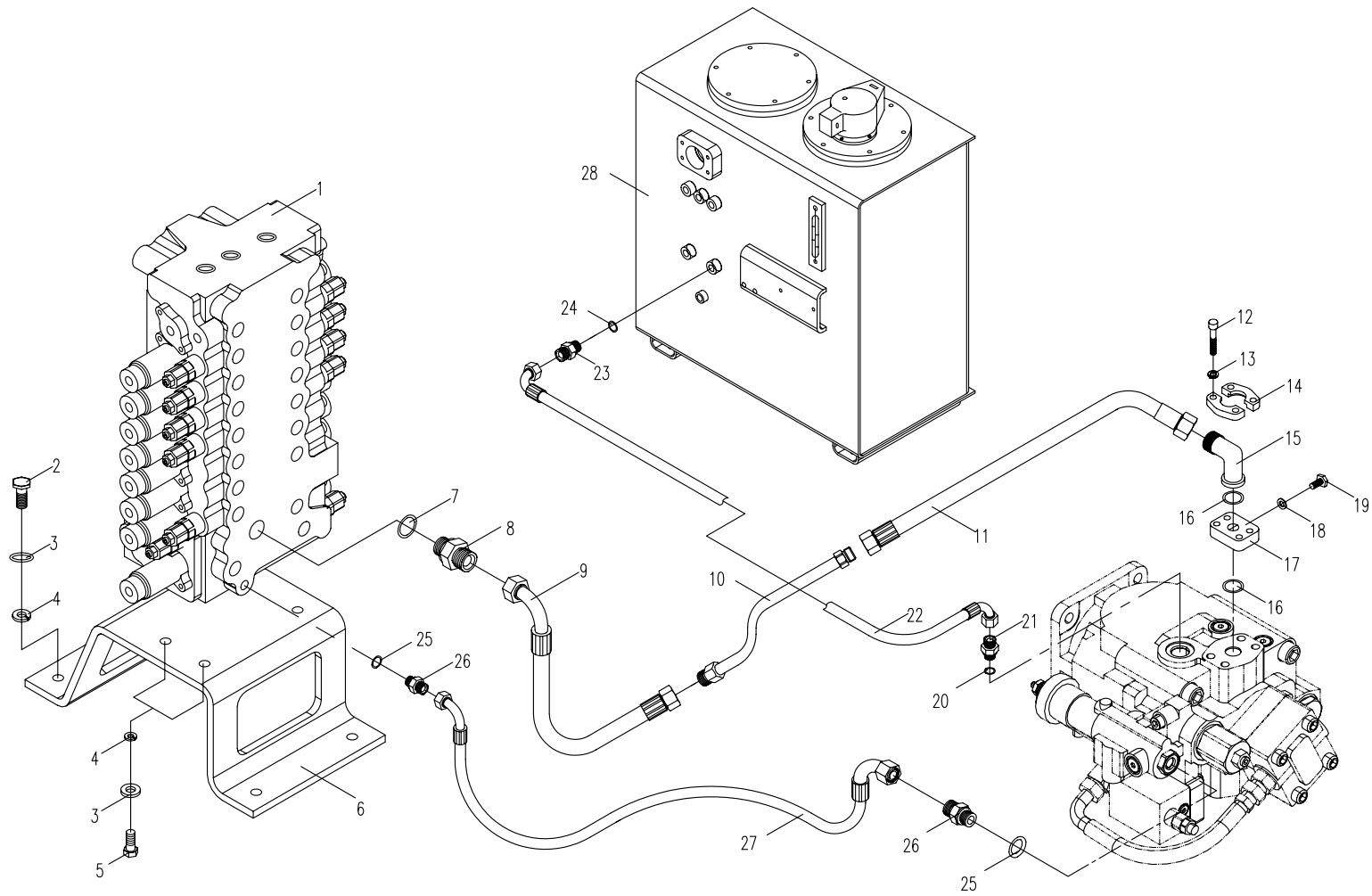


05.2.1 平台部分的液压系统2 (适用858机型) HYDRAULIC SYSTEM FOR PLATFORM 2 (APPLY TO 858 TYPE)

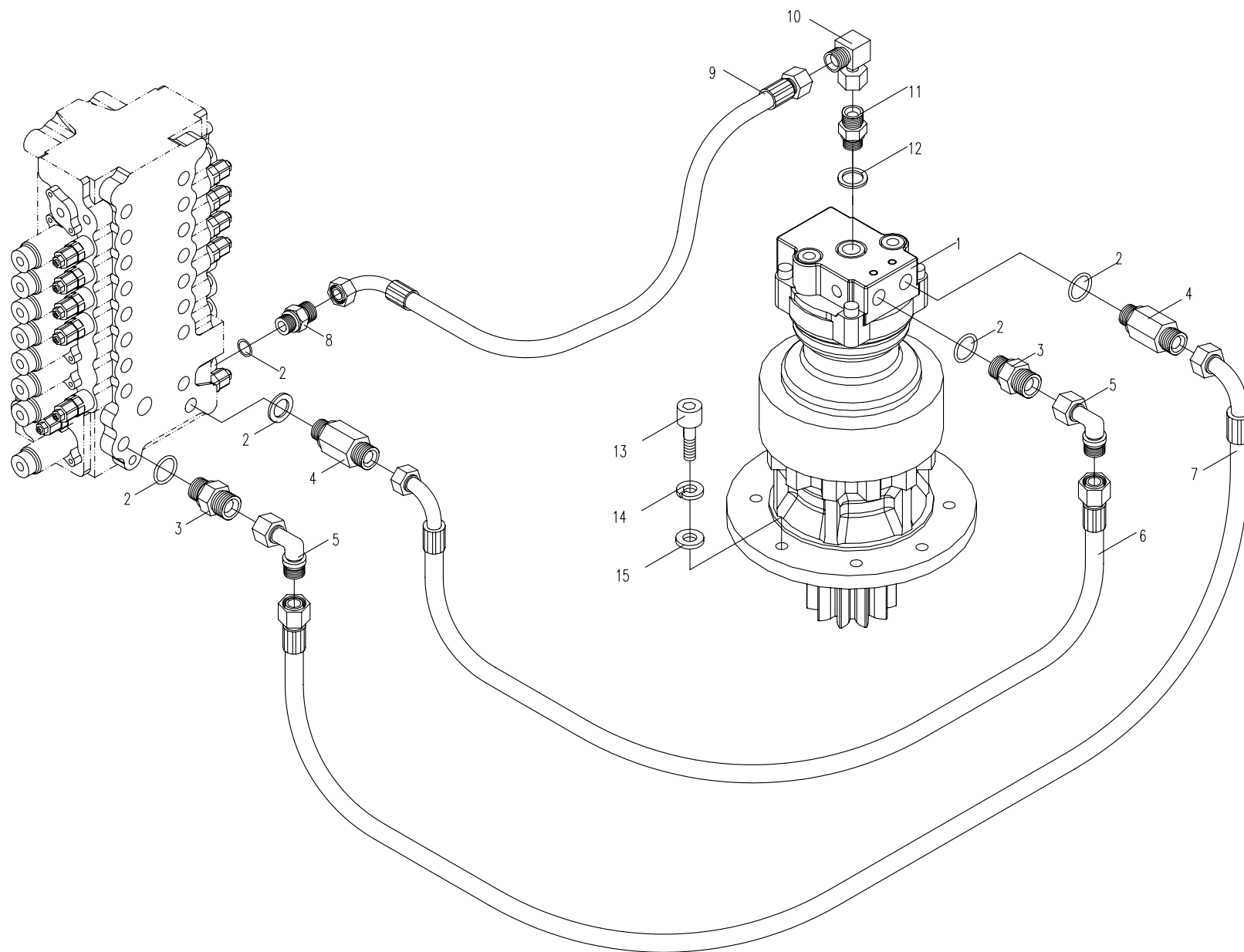


05.3.1 平台部分的液压系统3 (适用858机型) HYDRAULIC SYSTEM FOR PLATFORM 3 (APPLY TO 858 TYPE)

| 序号 Nb. | 数量 Quantity | 代号 Code | 名称 Description | | 备注 Remark |
|-----------|----------------|--------------|-------------------|------------------------|--------------|
| 1 | 1 | 858-0502000 | 多路换向阀 | Multi-change valve | |
| 2 | 4 | GB/T 5783A | 螺栓 M12x35 | Bolt M12x35 | 8.8-Zn.D |
| 3 | 8 | GB/T 97.1 | 垫圈 12 | Washer 12 | Zn.D |
| 4 | 8 | GB/T 93 | 垫圈 12 | Washer 12 | Zn.D |
| 5 | 4 | GB/T 5783A | 螺栓 M12X30 | Bolt M12X30 | 8.8-Zn.D |
| 6 | 1 | 858-0500001 | 多路阀支架 | Multi-change valve nog | |
| 7 | 1 | 855-0500007 | 直接头 | Bolt joint | |
| 8 | 1 | | O形圈22.1X3.5 | O seal ring 22.1X3.5 | 丁晴橡胶 |
| 9 | 1 | 858-0501000 | 胶管总成 | Rubber pipe assembly | |
| 10 | 1 | 858-0535000 | 钢管总成 | Steel pipe assembly | |
| 11 | 1 | 858-0511000 | 胶管总成 | Rubber pipe assembly | |
| 12 | 4 | GB/T 70.1 | 内六角螺钉 M10X35 | Bolt M10X35 | |
| 13 | 4 | GB/T 93 | 垫圈 10 | Washer 10 | |
| 14 | 1 | 855-0529000 | 法兰组件 | Flange | |
| 15 | 1 | 858-0500019 | 直角法兰 | Flange | |
| 16 | 2 | | O形圈24.99X3.53 | O seal ring 24.99X3.53 | 丁晴橡胶 |
| 17 | 1 | 855-0500005 | 带测压口法兰 | Flange | |
| 18 | 1 | ISO 286 | 组合垫 10 | Combinatory washer 10 | |
| 19 | 1 | 820-0500004 | 螺塞 | Bolt stifled | |
| 20 | 1 | | O形圈17.3X2.4 | O seal ring 17.3X2.4 | 丁晴橡胶 |
| 21 | 1 | 820-0500022a | 直接头 | Bolt joint | |
| 22 | 1 | 858-8504000 | 胶管总成 | Rubber pipe assembly | |
| 23 | 1 | 820-0500031 | 直接头 | Bolt joint | |
| 24 | 1 | ISO 286 | 组合垫 18 | Combinatory washer 18 | |
| 25 | 2 | | O形圈10.3X2.4 | O seal ring 10.3X2.4 | 丁晴橡胶 |
| 26 | 2 | 860A-8500003 | 直接头 | Bolt joint | |
| 27 | 1 | 858-8513000 | 胶管总成 | Rubber pipe assembly | |
| 28 | 1 | 858-0505000 | 油箱总成 | Oil tank assembly | |



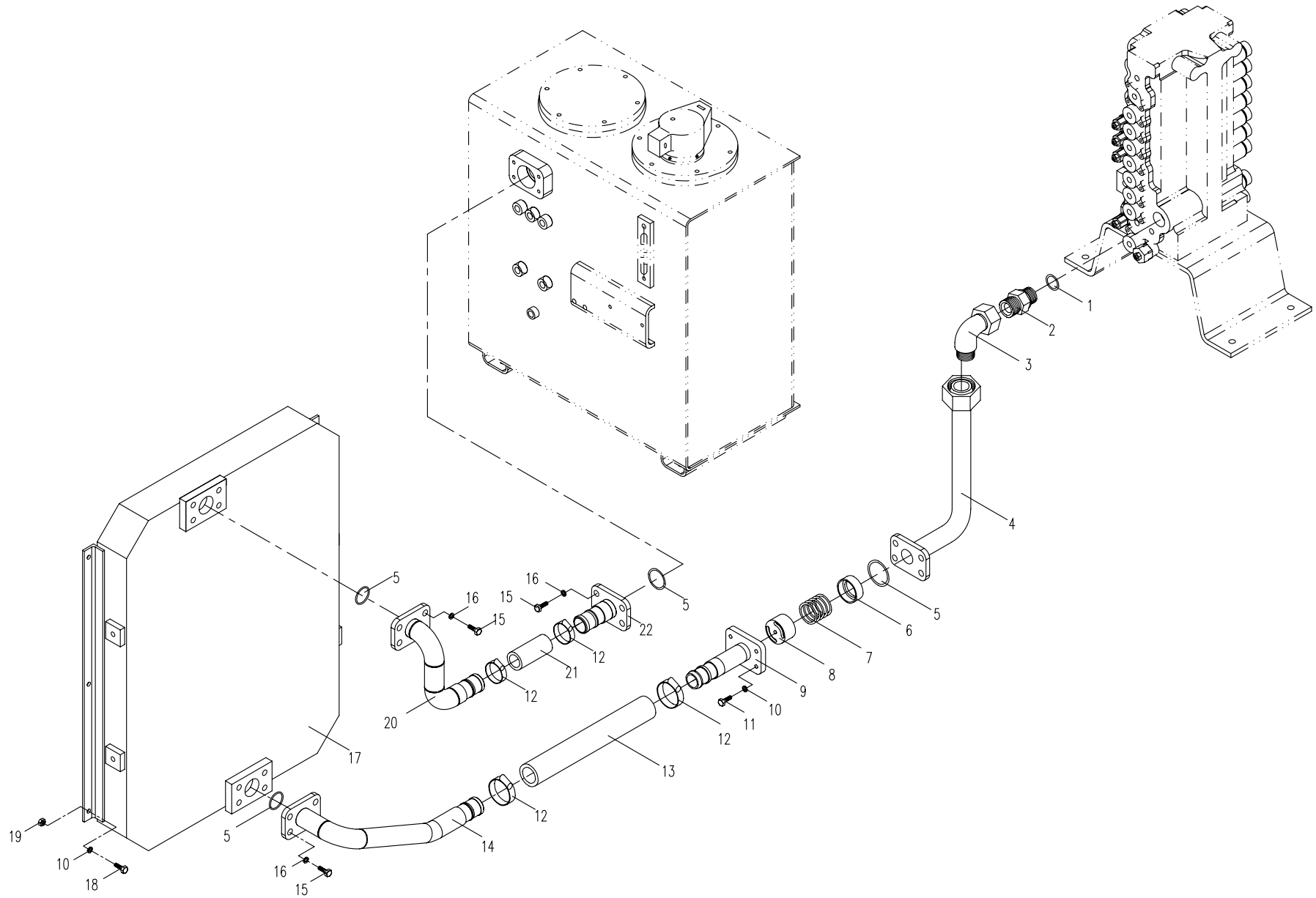
05.4.1 平台部分的液压系统4 (适用858,858A机型) HYDRAULIC SYSTEM FOR PLATFORM 4 (APPLY TO 858,858A TYPE)



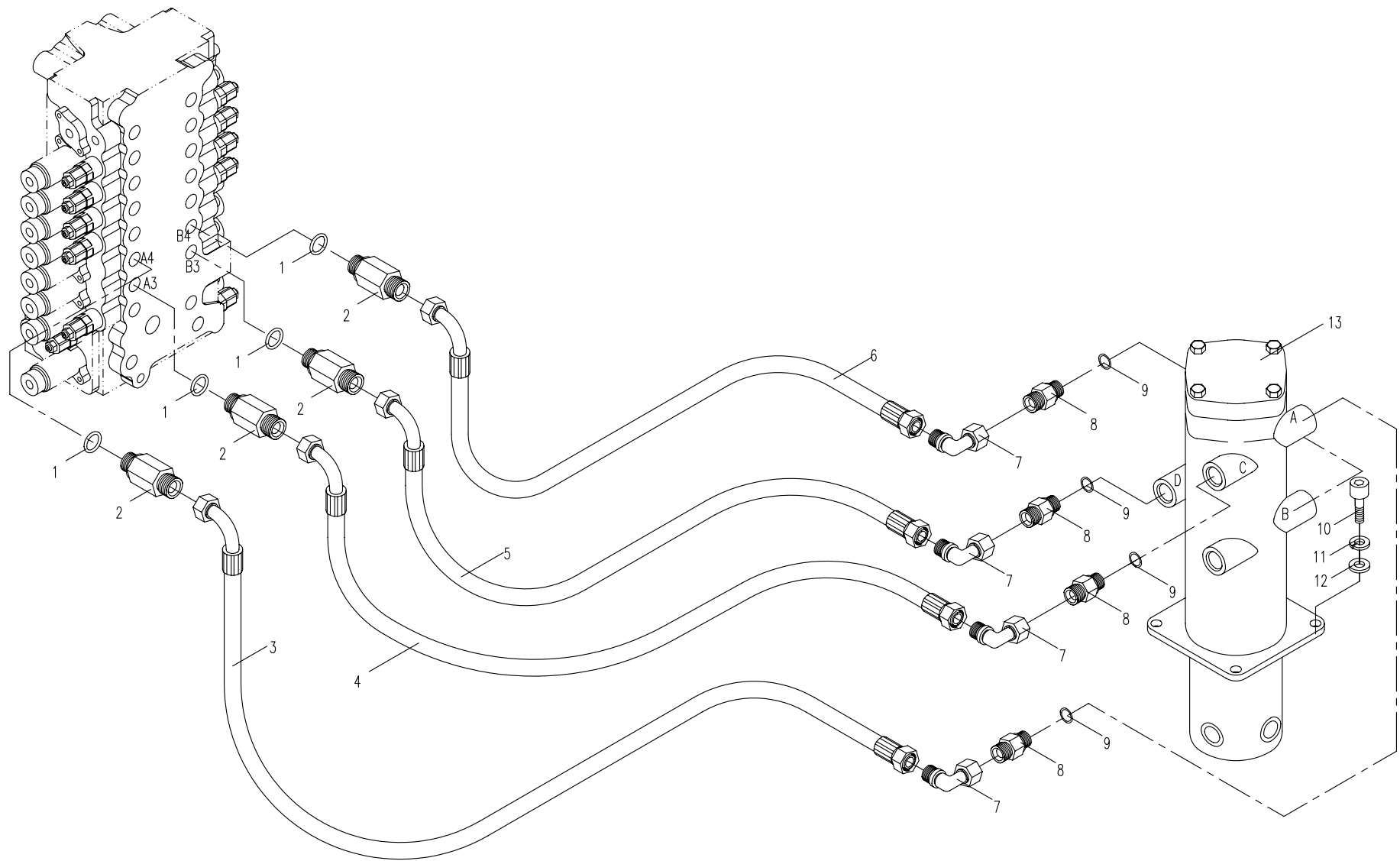
05.5.1 平台部分的液压系统5 (适用858机型) HYDRAULIC SYSTEM FOR PLATFORM 5 (APPLY TO 858 TYPE)

| 序号 Nb. | 数量 Quantity | 代号 Code | 名称 Description | | 备注 Remark |
|-----------|----------------|--------------|-------------------|-----------------------|--------------|
| 1 | 1 | | O形圈 28X3.5 | O seal ring 28X3.5 | 丁腈橡胶 |
| 2 | 1 | 858-0500003 | 直接头 | Bolt joint | |
| 3 | 1 | 830D-0500028 | 直角接头 | Square joint | |
| 4 | 1 | 858-0503000 | 回油钢管 | Steel pipe assembly | |
| 5 | 4 | | O形圈 46.2X3.55 | O seal ring 46.2X3.55 | 丁腈橡胶 |
| 6 | 1 | 860A-0574002 | 弹簧座 | Seat of spring | |
| 7 | 1 | 855-0539001 | 弹簧 | Spring | |
| 8 | 1 | 860A-0574004 | 阀芯 | Valve core | |
| 9 | 1 | 856-0507001 | 背压阀体 | Valve | |
| 10 | 10 | GB/T 93 | 垫圈 8 | Washer 8 | |
| 11 | 4 | GB/T 5783A | 螺栓 M8x30 | Bolt M8x30 | |
| 12 | 4 | JB/ZQ 3777 | 喉箍 40—55 | Hoop 40—55 | |
| 13 | 1 | 858-0500002 | 输油胶管 | Rubber pipe assembly | |
| 14 | 1 | 858-0532000 | 回油钢管 | Steel pipe assembly | |
| 15 | 12 | GB/T 5783A | 螺栓 M12x30 | Bolt M12x30 | |
| 16 | 12 | GB/T 93 | 垫圈 12 | Washer 12 | |
| 17 | 1 | 858-0504000 | 油散热器 | Radiator | |
| 18 | 6 | GB/T 5783A | 螺栓 M8x20 | Bolt M8x20 | |
| 19 | 6 | GB/T6170 | 螺母M8 | Nut M8 | |
| 20 | 1 | 858-0534000 | 回油钢管 | Steel pipe assembly | |
| 21 | 1 | 858-0500005 | 输油胶管 | Rubber pipe assembly | |
| 22 | 1 | 858-0533000 | 回油钢管 | Steel pipe assembly | |
| | | | | | |
| | | | | | |
| | | | | | |
| | | | | | |
| | | | | | |

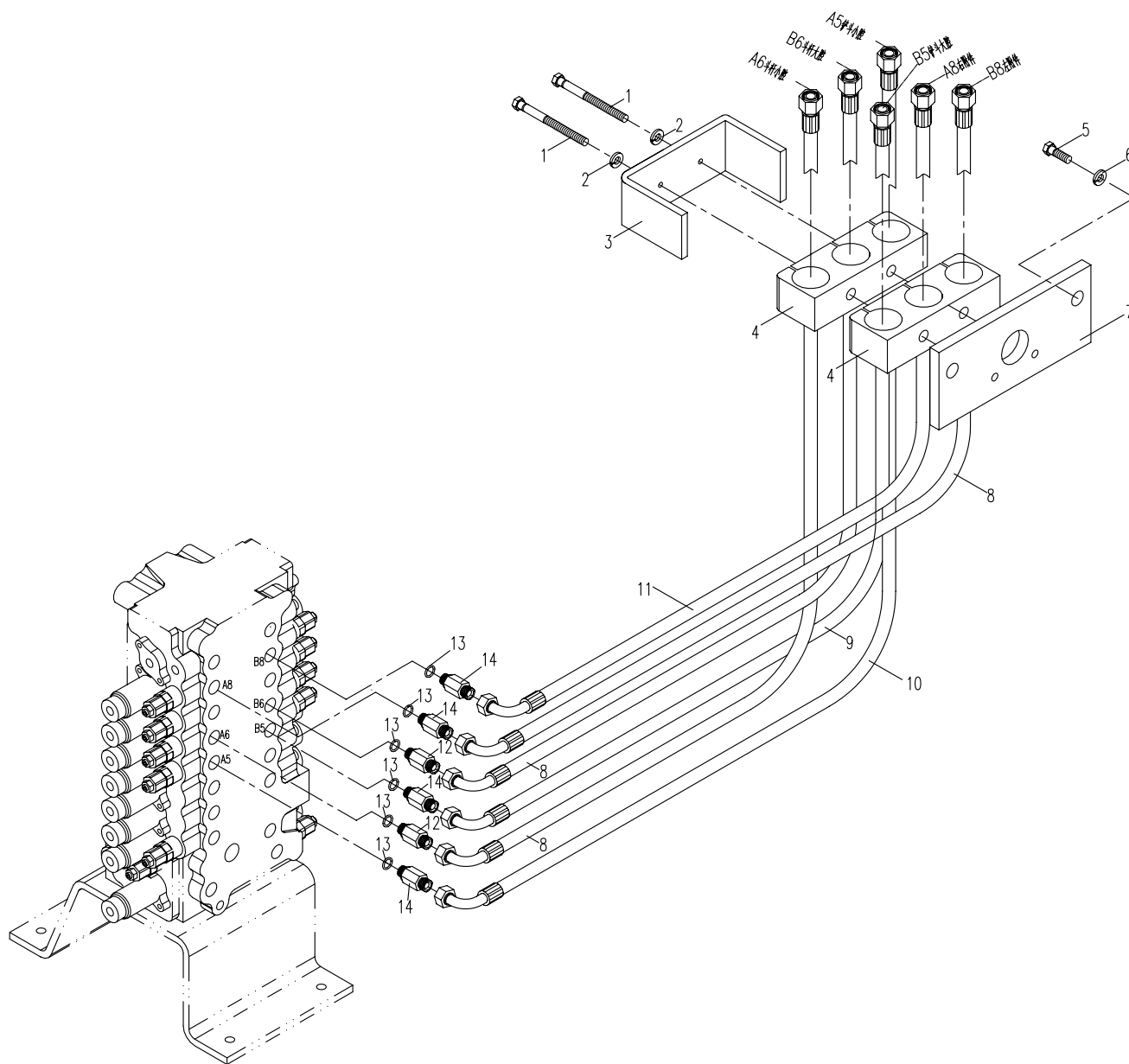
05.5.1 平台部分的液压系统5 (适用858机型) HYDRAULIC SYSTEM FOR PLATFORM 5 (APPLY TO 858 TYPE)



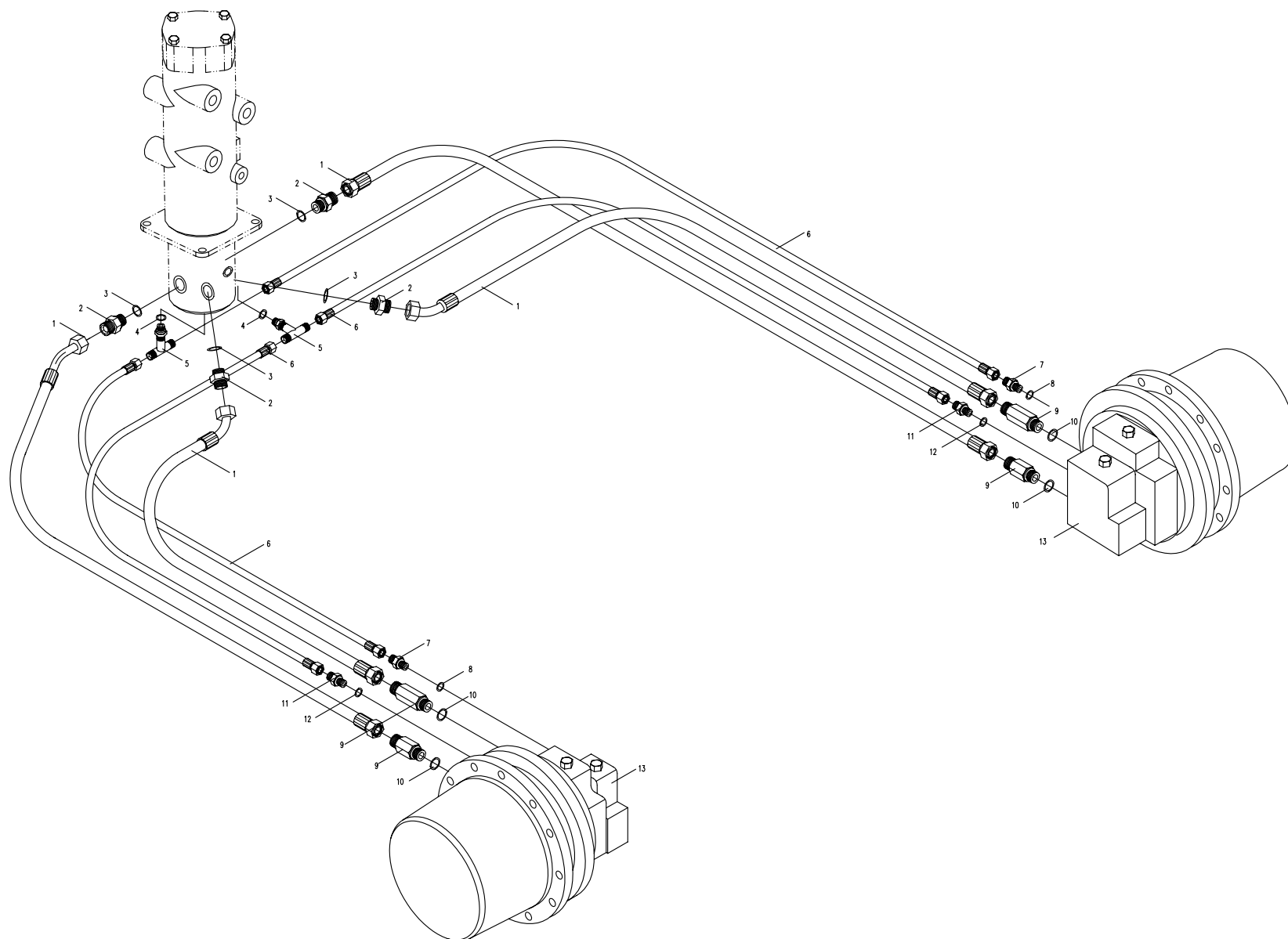
05.6.1 平台部分的液压系统6 (适用858,858A机型) HYDRAULIC SYSTEM FOR PLATFORM 6 (APPLY TO 858,858A TYPE)



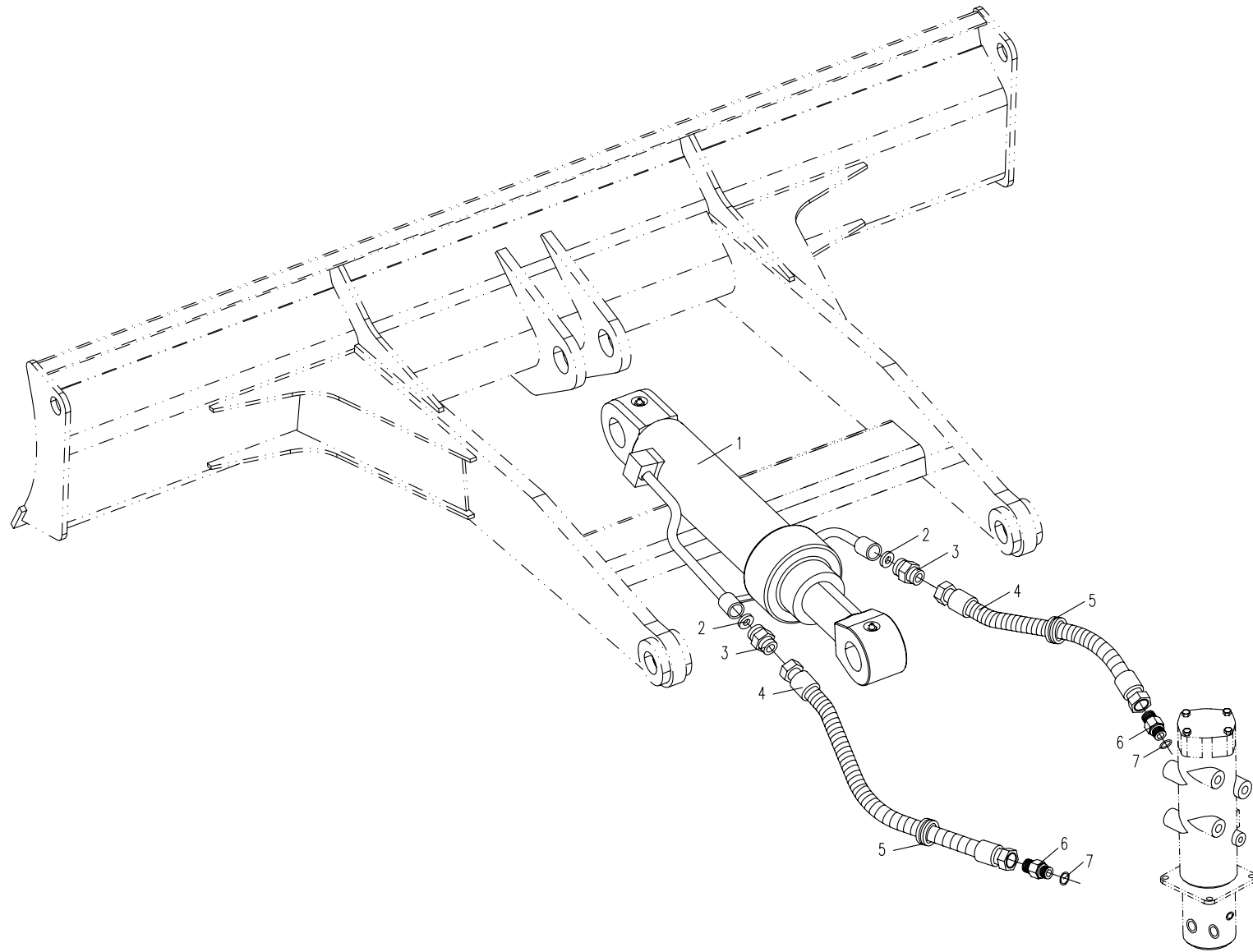
05.7.1 平台部分的液压系统7 (适用858机型) HYDRAULIC SYSTEM FOR PLATFORM 7 (APPLY TO 858 TYPE)



75.1.1 底盘部分的液压系统1 (适用858,858A机型) HYDRAULIC SYSTEM FOR CHASSIS 1 (APPLY TO 858, 858A TYPE)



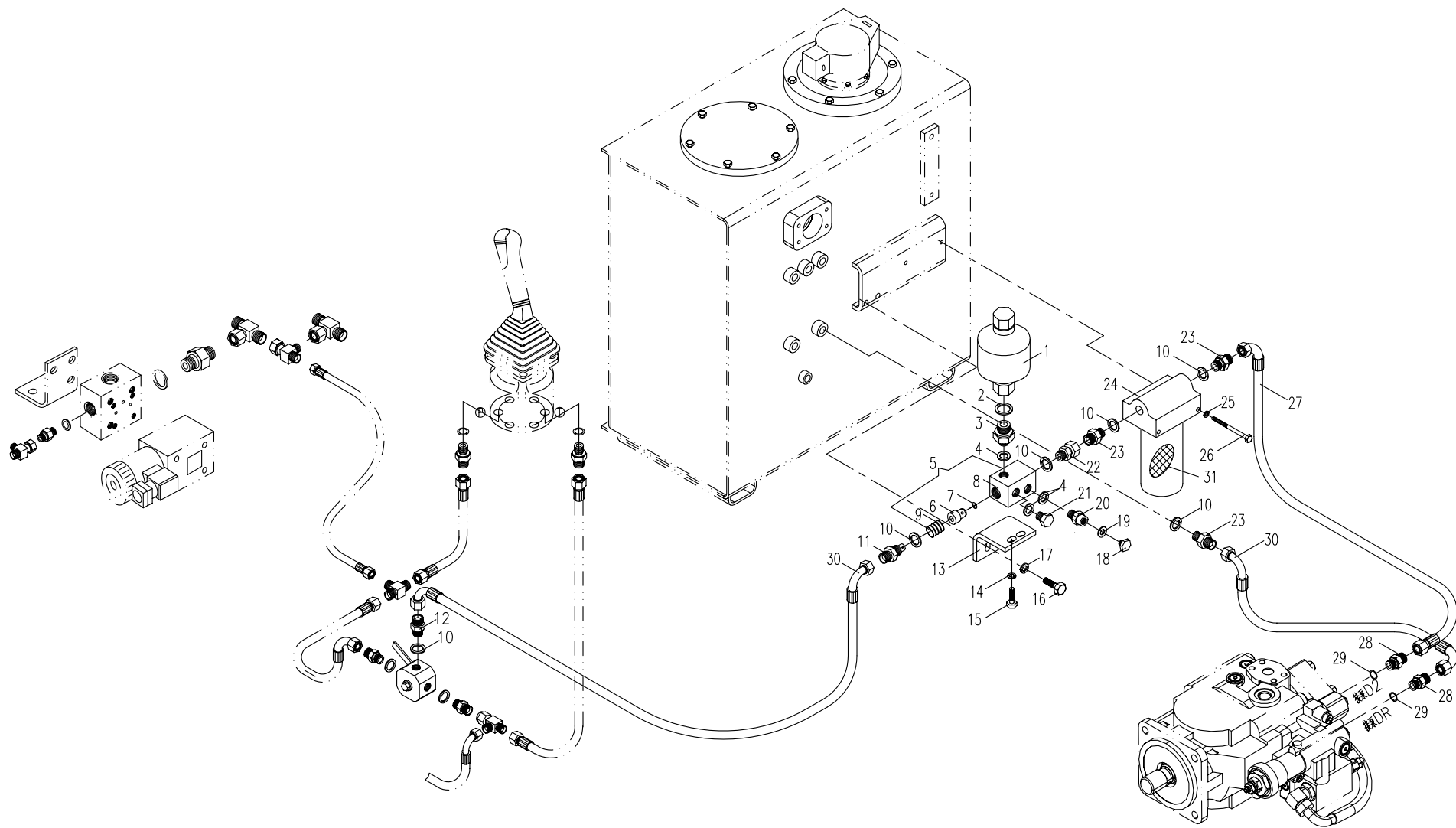
75.2.1 底盘部分的液压系统2 (适用858,858A机型) HYDRAULIC SYSTEM FOR CHASSIS 2 (APPLY TO 858, 858A TYPE)



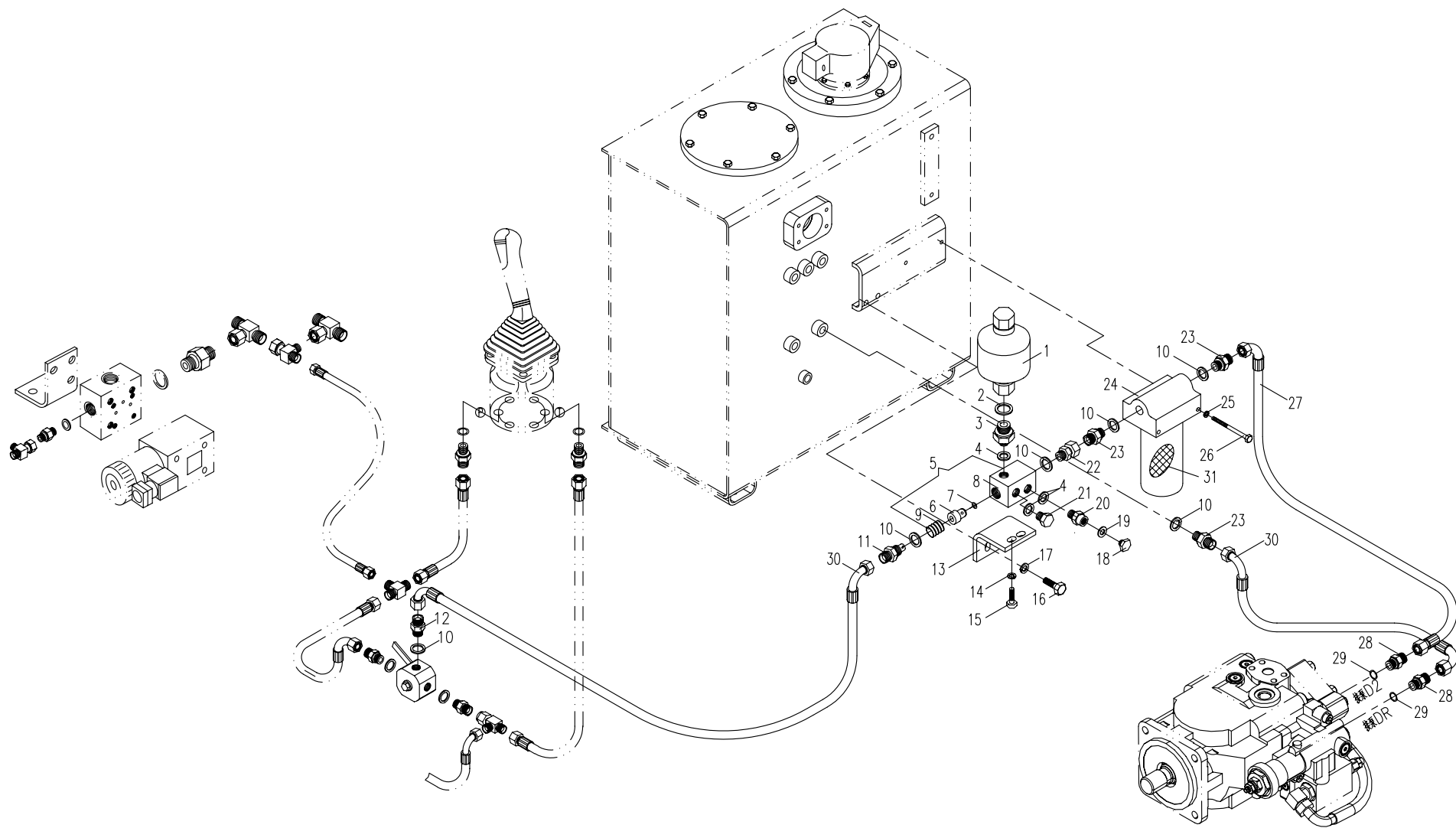
85.1.1 先导部分的液压系统1 (适用858,858A机型) HYDRAULIC SYSTEM FOR PILOT PART 1 (APPLY TO 858,858A TYPE)

| 序号 Nb. | 数量 Quantity | 代号 Code | 名称 Description | 备注 Remark |
|-----------|----------------|--------------|-----------------------------------|-------------------------|
| 1 | 1 | 820-8544000 | 蓄能器 Accumulator | |
| 2 | 1 | ISO 286 | 组合垫 22 Combinatory washer 22 | |
| 3 | 1 | 830B-8500003 | 直接头 Bolt joint | |
| 4 | 3 | ISO 286 | 组合垫 14 Combinatory washer 14 | |
| 5 | 1 | 860-8536000 | 单向阀 Unilateralism valve | |
| 6 | 1 | 830B-8504002 | 阀芯 Valve core | |
| 7 | 1 | | O形圈6.5x1.5 O seal ring 6.5x1.5 | 丁腈橡胶 |
| 8 | 1 | 860-8536001 | 单向阀体 Valve body | |
| 9 | 1 | 830B-8504004 | 弹簧 Spring | |
| 10 | 6 | ISO 286 | 组合垫 18 Combinatory washer 18 | |
| 11 | 1 | 860-8536002 | 直接头 Bolt joint | |
| 12 | 1 | 801-0500007 | 直接头 Bolt joint | |
| 13 | 1 | 830B-8500002 | 支承弯板 Support | |
| 14 | 2 | GB/T 93 | 垫圈 8 Washer 8 | |
| 15 | 2 | GB/T 5783A | 螺栓 M8x20 Bolt M8x20 | |
| 16 | 2 | GB/T 5783A | 螺栓 M10x20 Bolt M10x20 | |
| 17 | 2 | GB/T 93 | 垫圈 10 Washer 10 | |
| 18 | 1 | 820-0500004 | 螺塞 Screw plug | |
| 19 | 1 | ISO 286 | 组合垫 10 Combinatory washer 10 | |
| 20 | 1 | 860A-8500005 | 直接头 Bolt joint | |
| 21 | 1 | 830-8500001 | 螺塞 Screw plug | |
| 22 | 1 | 860-8526000 | 直接头 Bolt joint | |
| 23 | 3 | 820-0500031 | 直接头 Bolt joint | |
| 24 | 1 | 820-8514000 | 滤油器 Oil filter | 包括序号 31 (Include No.31) |
| 25 | 2 | GB/T 93 | 垫圈 6 Washer 6 | |
| 26 | 2 | 830-8504002 | 螺栓 M6x90 Bolt M6x90 | |
| 27 | 1 | 858-8503000 | 胶管总成 Rubber pipe assembly | |
| 28 | 2 | 820-0500022a | 直接头 Bolt joint | |

85.1.1 先导部分的液压系统1 (适用858,858A机型) HYDRAULIC SYSTEM FOR PILOT PART 1 (APPLY TO 858,858A TYPE)



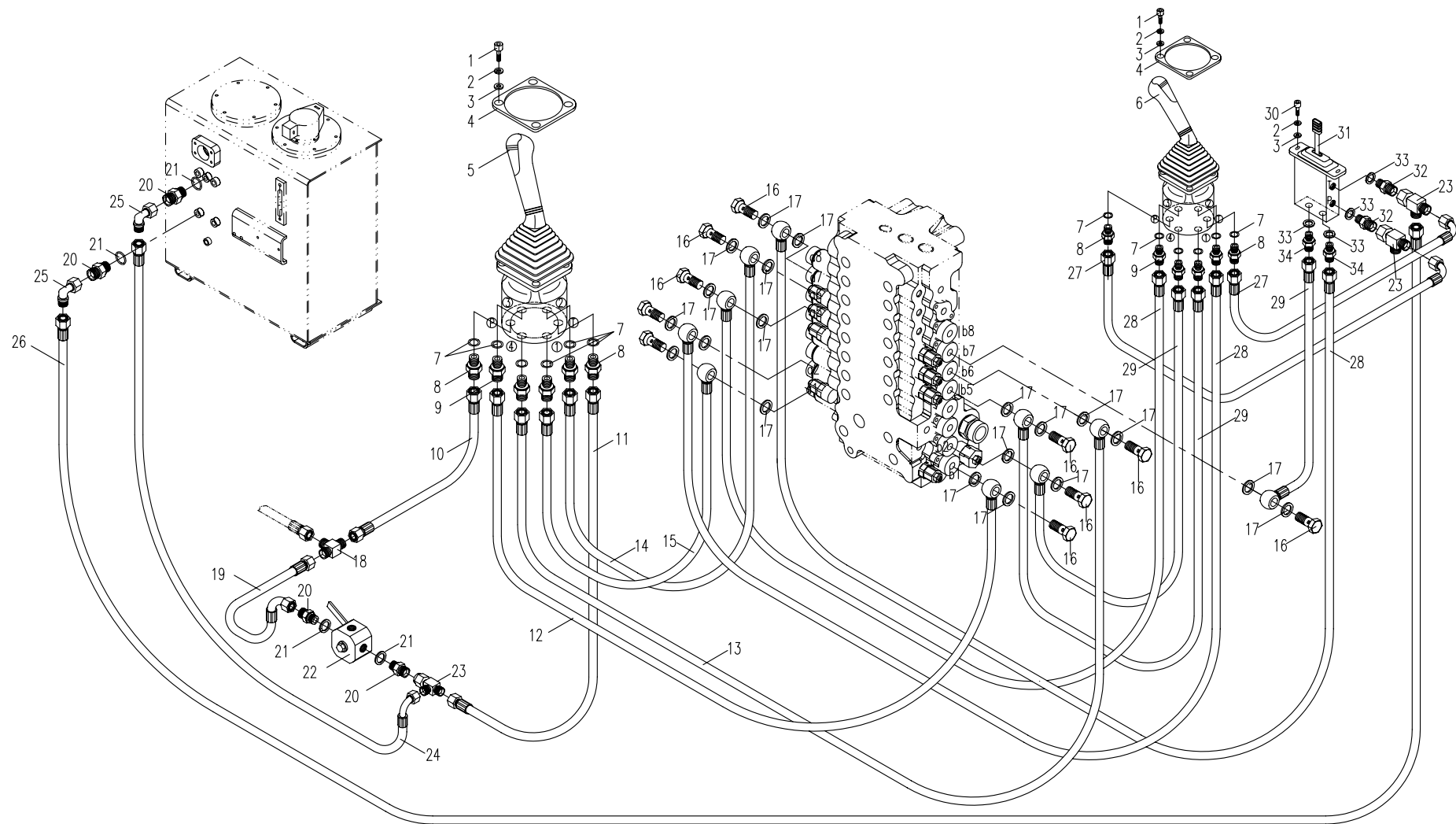
85.1.1 先导部分的液压系统1 (适用858,858A机型) HYDRAULIC SYSTEM FOR PILOT PART 1 (APPLY TO 858,858A TYPE)



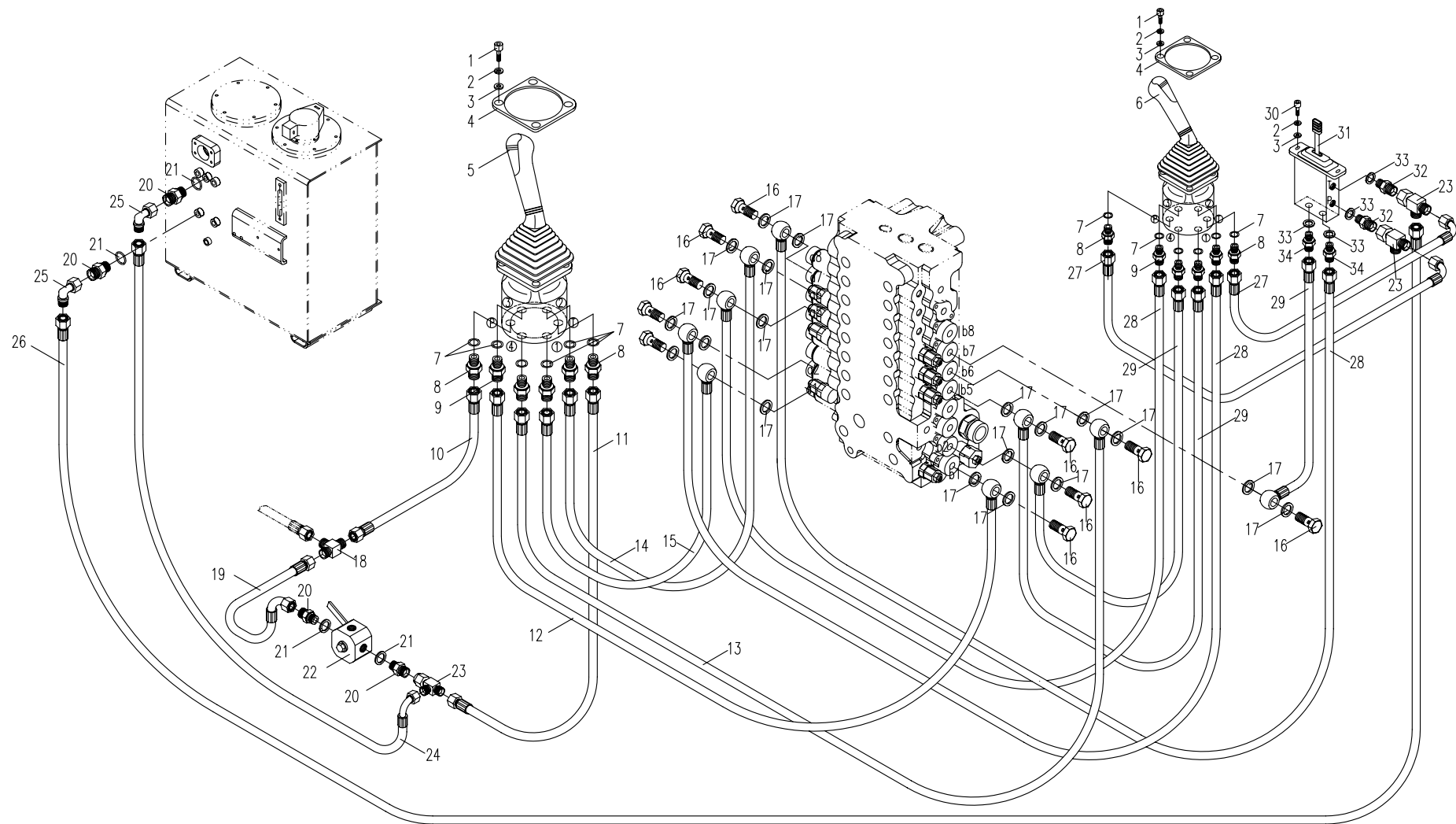
85.2.1 先导部分的液压系统2 (适用858、858A机型) HYDRAULIC SYSTEM FOR PILOT PART 2 (APPLY TO 858,858A TYPE)

| 序号 Nb. | 数量 Quantity | 代号 Code | 名称 Description | | 备注 Remark |
|-----------|----------------|---------------|-------------------|-----------------------|--------------|
| 1 | 8 | GB/T 70.1 | 内六角螺钉 M6x25 | Bolt M6x25 | |
| 2 | 10 | GB/T 93 | 垫圈 6 | Washer 6 | |
| 3 | 10 | GB/T 97.1 | 垫圈 6 | Washer 6 | |
| 4 | 2 | 860-0600004 | 垫板 | Mat | |
| 5 | 1 | 860A-8539000 | 左先导阀 | Left pilot valve | |
| 6 | 1 | 860A-8538000 | 右先导阀 | Right pilot valve | |
| 7 | 12 | | O形圈 10.3x2.4 | O seal ring 10.3x2.4 | 丁腈橡胶 |
| 8 | 4 | 855-7500002 | 直接头 | Bolt joint | |
| 9 | 8 | 860A-8500003 | 直接头 | Bolt joint | |
| 10 | 1 | 830D-8519000a | 胶管总成 | Rubber pipe assembly | |
| 11 | 1 | 830D-8501000 | 胶管总成 | Rubber pipe assembly | |
| 12 | 1 | 858-8506000 | 胶管总成 | Rubber pipe assembly | |
| 13 | 1 | 858-8508000 | 胶管总成 | Rubber pipe assembly | |
| 14 | 1 | 858-8507000 | 胶管总成 | Rubber pipe assembly | |
| 15 | 1 | 858-8509000 | 胶管总成 | Rubber pipe assembly | |
| 16 | 10 | 820-8500001 | 铰接螺栓 | Screw hinge joint | |
| 17 | 20 | JB1002-77 | 铜垫 14 | Copper spacer 14 | |
| 18 | 1 | 850-8505000 | 三通接头 | Tee joint | |
| 19 | 1 | 860C-8508000 | 胶管总成 | Rubber pipe assembly | |
| 20 | 4 | 801-0500006 | 直接头 | Bolt joint | |
| 21 | 4 | ISO 286 | 组合垫 18 | Combinatory washer 18 | |
| 22 | 1 | 860-8503000 | 转阀 | Turning valve | |
| 23 | 3 | 850-8502000 | 三通接头 | Tee joint | |
| 24 | 1 | 858-8505000 | 胶管总成 | Rubber pipe assembly | |
| 25 | 2 | 810M-0500003 | 直接头 | Bolt joint | |
| 26 | 1 | 870-8502000a | 胶管总成 | Rubber pipe assembly | |
| 27 | 2 | 850-8519000 | 胶管总成 | Rubber pipe assembly | |
| 28 | 3 | 858-8502000 | 胶管总成 | Rubber pipe assembly | |

85.2.1 先导部分的液压系统2 (适用858,858A机型) HYDRAULIC SYSTEM FOR PILOT PART 2 (APPLY TO 858,858A TYPE)



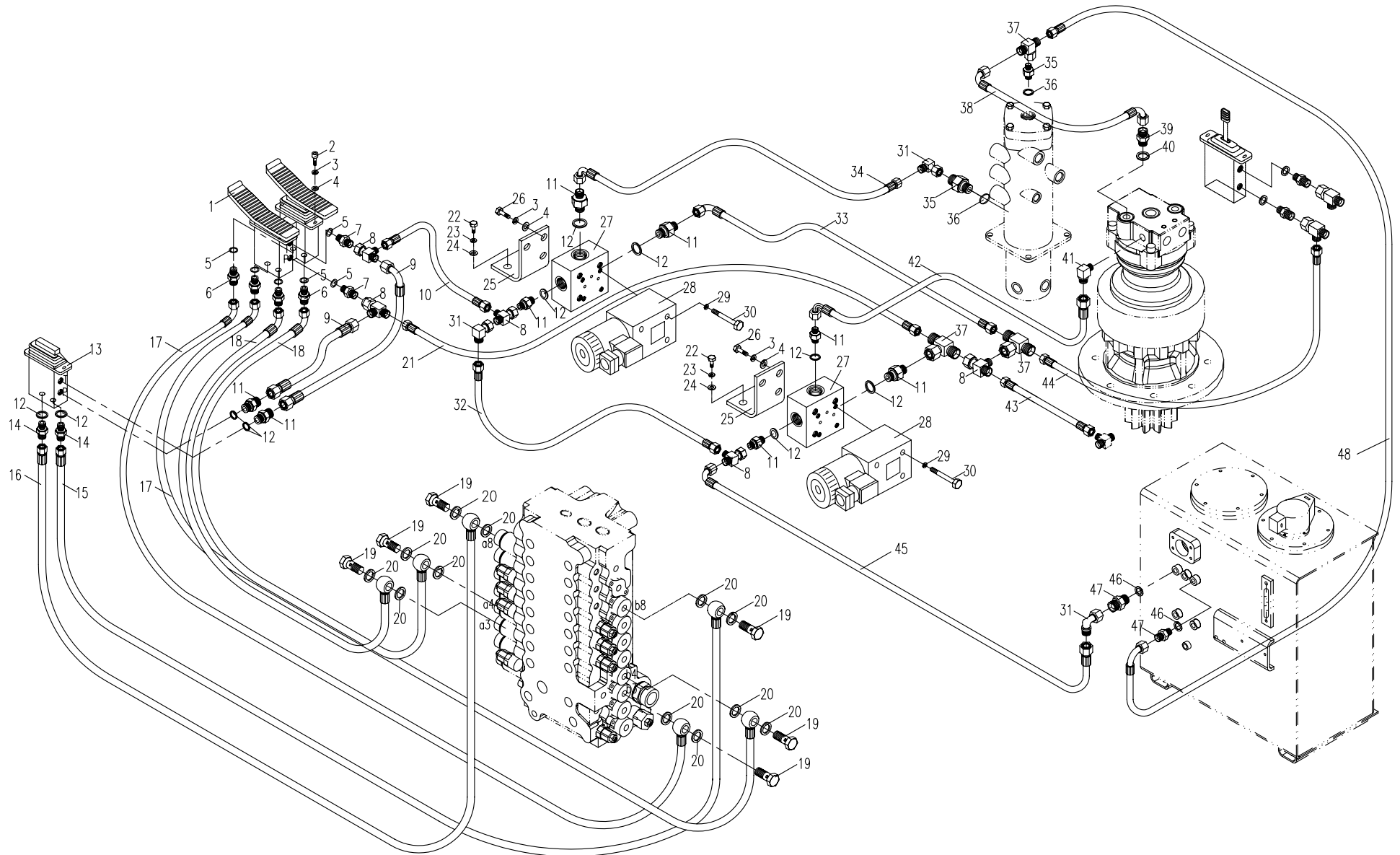
85.2.1 先导部分的液压系统2 (适用858,858A机型) HYDRAULIC SYSTEM FOR PILOT PART 2 (APPLY TO 858,858A TYPE)



85.3.1 先导部分的液压系统3 (适用858、858A机型) HYDRAULIC SYSTEM FOR PILOT PART 3 APPLY TO 858,858A TYPE)

| 序号 Nb. | 数量 Quantity | 代号 Code | 名称 Description | | 备注 Remark |
|-----------|----------------|--------------|-------------------|-----------------------|------------------|
| 1 | 1 | 860A-8537100 | 行走先导阀 | Travel pilot valve | |
| 2 | 4 | GB/T 5783 A | 螺栓 M8x25 | Bolt M8x25 | |
| 3 | 10 | GB/T 93 | 垫圈 8 | Washer 8 | |
| 4 | 10 | GB/T 97.1 | 垫圈 8 | Washer 8 | |
| 5 | 6 | | O形圈10.3x2.4 | O seal ring 10.3x2.4 | 丁腈橡胶 |
| 6 | 4 | 860A-8500003 | 直接头 | Bolt joint | |
| 7 | 2 | 855-7500002 | 直接头 | Bolt joint | |
| 8 | 4 | 850-8502000 | 三通接头 | Tee joint | |
| 9 | 2 | 858-8501000 | 胶管总成 | Rubber pipe assembly | |
| 10 | 1 | 855-8512000 | 胶管总成 | Rubber pipe assembly | |
| 11 | 8 | 820-8500004 | 直接头 | Bolt joint | |
| 12 | 10 | ISO 286 | 组合垫 14 | Combinatory washer 14 | |
| 13 | 1 | 860A-8535100 | 踏板先导阀 | Speed pilot valve | |
| 14 | 2 | 820-8500003 | 直接头 | Bolt joint | |
| 15 | 1 | 858-8502000 | 胶管总成 | Rubber pipe assembly | |
| 16 | 1 | 858-8506000 | 胶管总成 | Rubber pipe assembly | |
| 17 | 2 | 870-8546000 | 胶管总成 | Rubber pipe assembly | |
| 18 | 2 | 858-8514000 | 胶管总成 | Rubber pipe assembly | |
| 19 | 6 | 820-8500001 | 铰接螺栓 | Screw hinge joint | |
| 20 | 12 | JB1002-77 | 铜垫 14 | Copper spacer 14 | |
| 21 | 1 | 830-8506000 | 胶管总成 | Rubber pipe assembly | |
| 22 | 4 | GB/T 5783 A | 螺栓 M10x20 | Bolt M10x20 | |
| 23 | 4 | GB/T 93 | 垫圈 10 | Washer 10 | |
| 24 | 4 | GB/T 97.1 | 垫圈 10 | Washer 10 | |
| 25 | 2 | 860A-8560001 | 支架 | Bracket | |
| 26 | 6 | GB/T 5783 A | 螺栓 M8x20 | Bolt M8x20 | |
| 27 | 2 | T0307-01000 | 阀块 | Valve | |
| 28 | 2 | T0309-01000 | 电磁阀 | Solenoid valve | 4NE6Y62/EG12N9K4 |

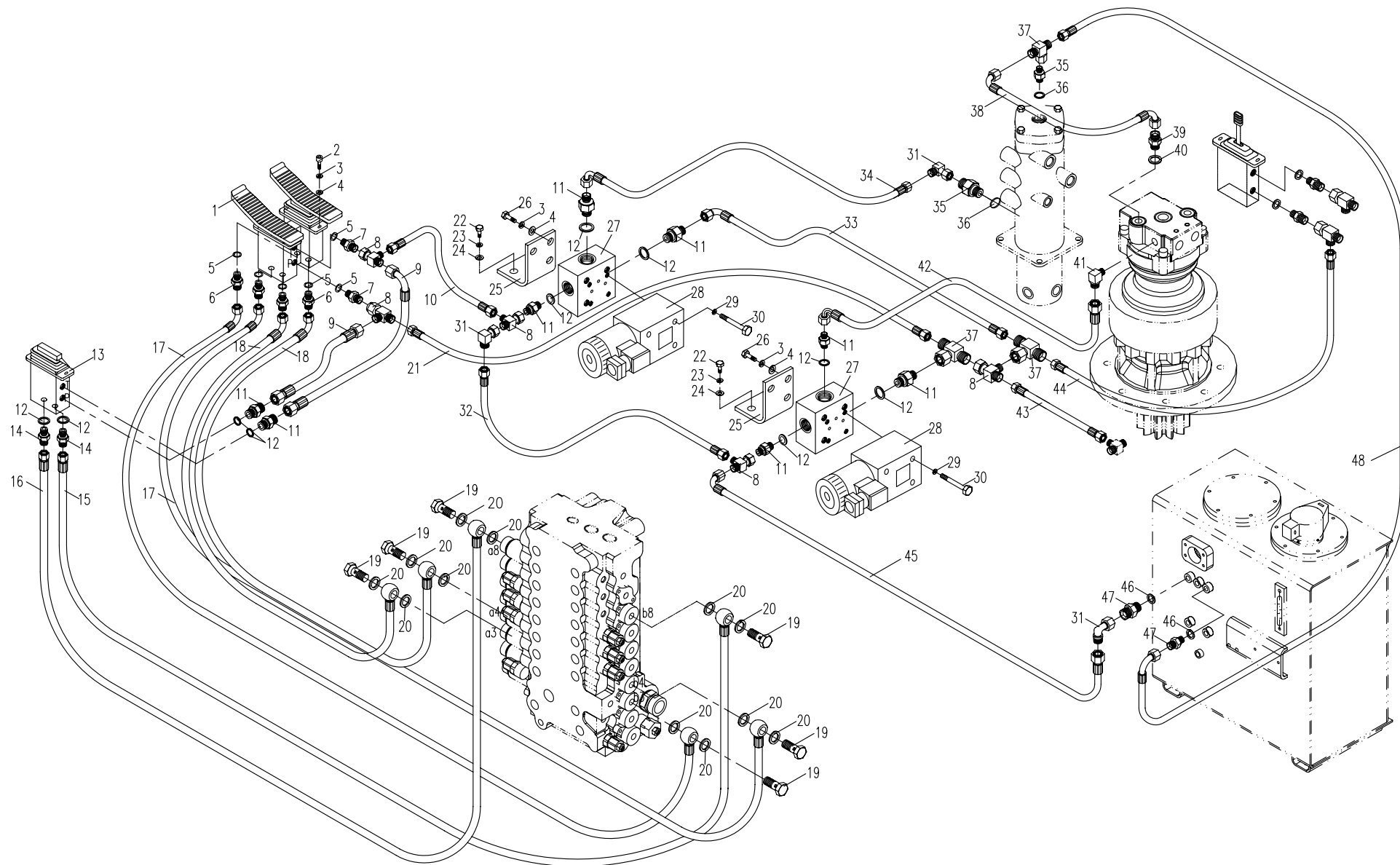
85.3.1 先导部分的液压系统3(适用858,858A机型) HYDRAULIC SYSTEM FOR PILOT PART 3 (APPLY TO 858,858A TYPE)



85.3.1 先导部分的液压系统3 (适用858、858A机型) HYDRAULIC SYSTEM FOR PILOT PART 3 APPLY TO 858,858A TYPE)

| 序号 Nb. | 数量 Quantity | 代号 Code | 名称 Description | 备注 Remark |
|-----------|----------------|---------------|-------------------|-------------------------------|
| 29 | 8 | GB/T 93 | 垫圈5 | Washer 5 |
| 30 | 8 | GB/T70.1 | 螺钉M5× 50 | Bolt M5x50 |
| 31 | 4 | 810M-0500003 | 直接头 | Bolt joint |
| 32 | 1 | 858-8512000 | 胶管总成 | Rubber pipe assembly |
| 33 | 1 | 858-8511000 | 胶管总成 | Rubber pipe assembly |
| 34 | 1 | 820-8523000 | 胶管总成 | Rubber pipe assembly |
| 35 | 2 | 860-8500004 | 直接头 | Bolt joint |
| 36 | 2 | | O形圈11.2x2.65 | O seal ring 11.2x2.65 丁腈橡胶 |
| 37 | 3 | 850-8501000 | 三通接头 | Tee joint |
| 38 | 1 | 850-8519000 | 胶管总成 | Rubber pipe assembly |
| 39 | 1 | 820-8500013 | 直接头 | Bolt joint |
| 40 | | | O型圈13.8x2.4 | O seal ring 13.8x2.4 丁腈橡胶 |
| 41 | 1 | 801-0500004 | 直角接头 | Square joint |
| 42 | 1 | 860A-7508000 | 胶管总成 | Rubber pipe assembly |
| 43 | 1 | 870-8516000 | 胶管总成 | Rubber pipe assembly |
| 44 | 1 | 820-8515000 | 胶管总成 | Rubber pipe assembly |
| 45 | 1 | 860A-8506000 | 胶管总成 | Rubber pipe assembly |
| 46 | 2 | ISO 286 | 组合垫 18 | Combinatory washer 18 |
| 47 | 2 | 801-0500006 | 直接头 | Bolt joint |
| 48 | 1 | 830D-8522000a | 胶管总成 | Rubber pipe assembly |
| | | | | |
| | | | | |
| | | | | |
| | | | | |
| | | | | |
| | | | | |
| | | | | |
| | | | | |
| | | | | |
| | | | | |

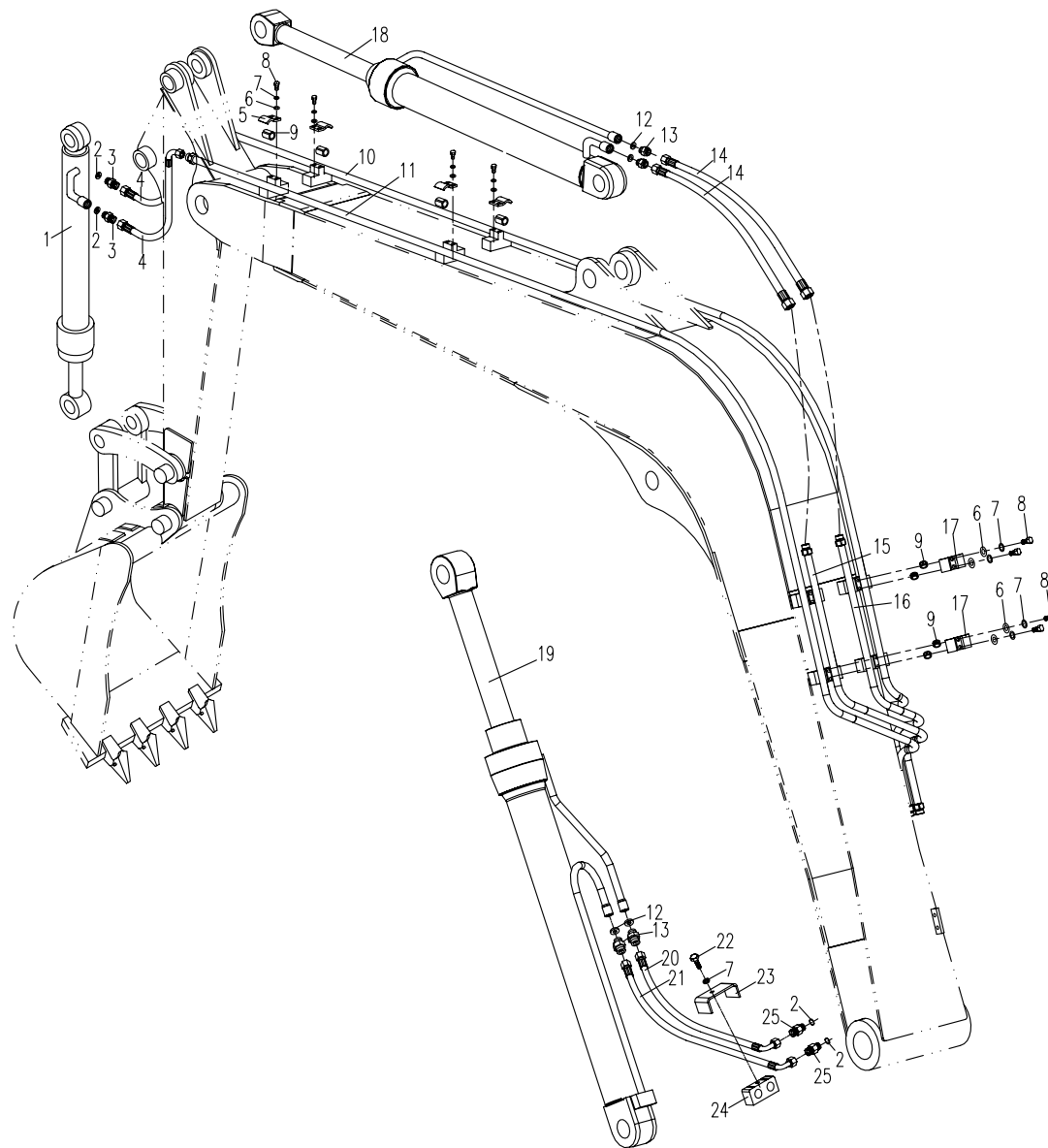
85.3.1 先导部分的液压系统3(适用858,858A机型) HYDRAULIC SYSTEM FOR PILOT PART 3 (APPLY TO 858,858A TYPE)



95.1.1 工作装置部分的液压系统1 (适用858、858A机型) HYDRAULIC SYSTEM FOR WORKING EQUIPMENT 1 (APPLY TO 858,858A TYPE)

| 序号 Nb. | 数量 Quantity | 代号 Code | 名称 Description | | 备注 Remark |
|-----------|----------------|--------------|-------------------|------------------------|--------------|
| 1 | 1 | 860A-9511000 | 铲斗油缸总成 | Bucket cylinder | |
| 2 | 6 | | O形密封圈 17.8□ 2.4 | O seal ring 17.8x2.4 | 丁腈橡胶 |
| 3 | 4 | 860A-0500003 | 直接头 | Bolt joint | |
| 4 | 2 | 870-9503000 | 胶管总成 | Rubber pipe assembly | |
| 5 | 4 | 856-9500001 | 管夹 | Pipe clamp | |
| 6 | 16 | GB/T 97.1 | 垫圈 10 | Washer 10 | |
| 7 | 17 | GB/T 93 | 垫圈 10 | Washer 10 | |
| 8 | 16 | GB/T 5783A | 螺栓 M10x25 | Bolt M10x25 | |
| 9 | 10 | 838A-9500003 | 橡胶套 | Rubber sleeve | |
| 10 | 1 | 858-9505000 | 钢管总成 | Steel pipe assembly | |
| 11 | 1 | 858-9504000 | 钢管总成 | Steel pipe assembly | |
| 12 | 4 | | O形圈 23.39x3.53 | O seal ring 23.39x3.53 | 丁腈橡胶 |
| 13 | 4 | 860A-0500001 | 直接头 | Bolt joint | |
| 14 | 2 | 858-9509000 | 胶管总成 | Rubber pipe assembly | |
| 15 | 1 | 858-9503000 | 钢管总成 | Steel pipe assembly | |
| 16 | 1 | 858-9506000 | 钢管总成 | Steel pipe assembly | |
| 17 | 4 | 856-9500002 | 管夹 | Pipe clamp | |
| 18 | 1 | 860A-9514000 | 斗杆缸总成 | Arm cylinder | |
| 19 | 1 | 858-9502000 | 动臂缸总成 | Boom cylinder | |
| 20 | 1 | 858-0523000 | 胶管总成 | Rubber pipe assembly | |
| 21 | 1 | 860A-0586000 | 胶管总成 | Rubber pipe assembly | |
| 22 | 1 | GB/T 5783A | 螺栓 M10x60 | Bolt M10x60 | |
| 23 | 1 | 858-0500008 | 压板 | Closing plate | |
| 24 | 1 | 858-0500009 | 管夹 | Pipe clamp | |
| 25 | 2 | 860A-0500003 | 直接头 | Bolt joint | |
| | | | | | |
| | | | | | |

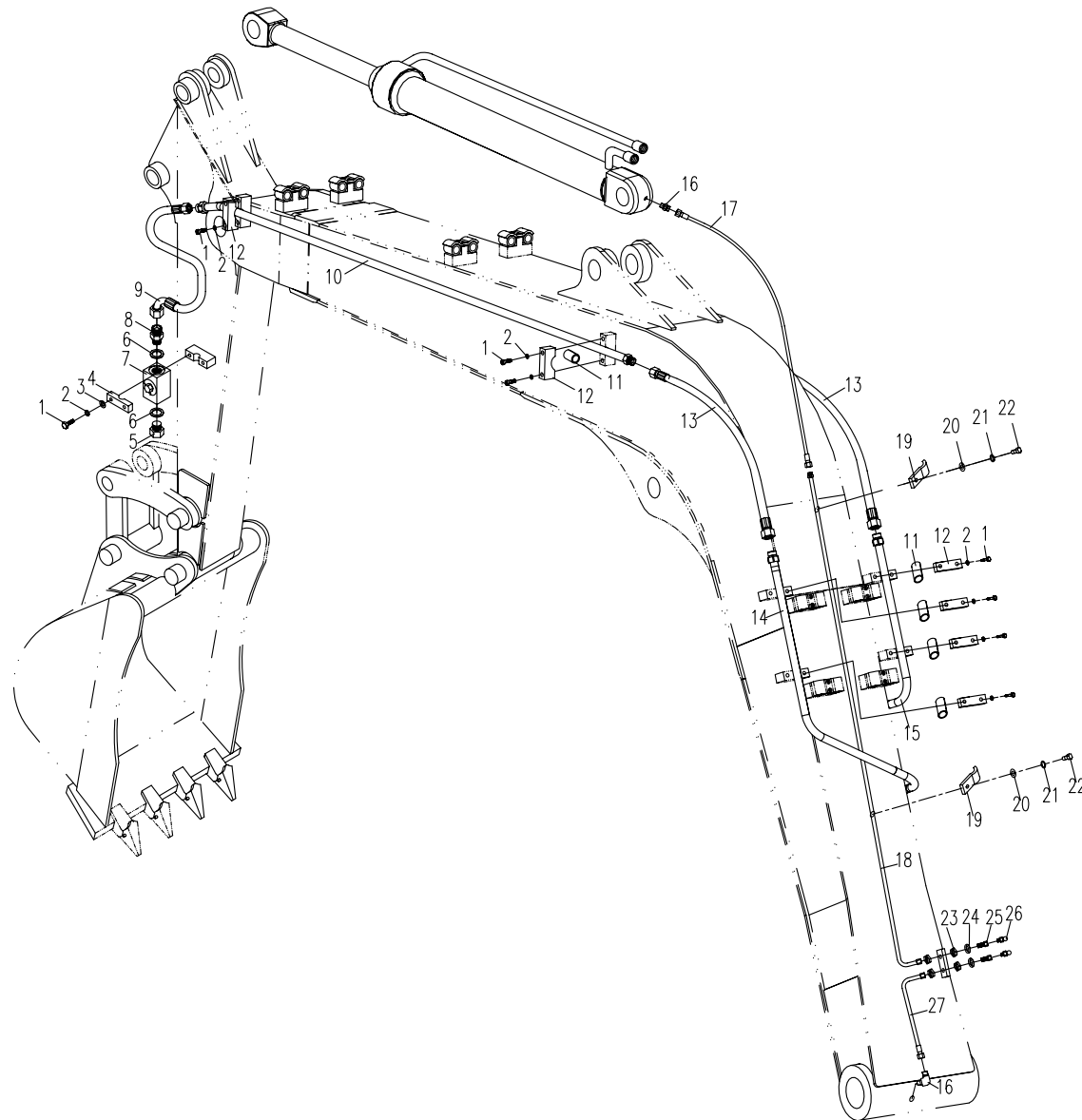
95.1.1 工作装置的液压系统1 (适用858,858A机型) HYDRAULIC SYSTEM FOR WORKING EQUIPMENT 1 (APPLY TO 858, 858A TYPE)



95.2.1 工作装置部分的液压系统2(适用858、858A机型) HYDRAULIC SYSTEM FOR WORKING EQUIPMENT 2 (APPLY TO 856,856A TYPI

| 序号 Nb. | 数量 Quantity | 代号 Code | 名称 Description | | 备注 Remark |
|-----------|----------------|--------------|-------------------|-----------------------|--------------|
| 1 | 28 | GB/T 5783A | 螺栓 M12x30 | Bolt M12x30 | |
| 2 | 28 | GB/T 97.1 | 垫圈 12 | Washer 12 | |
| 3 | 28 | GB/T 93 | 垫圈 12 | Washer 12 | |
| 4 | 2 | 860A-9540007 | 转阀压板 | Closing plate | |
| 5 | 2 | 860A-9540002 | 螺塞 | Screw plug | |
| 6 | 4 | ISO 286 | 组合垫圈 27 | Combinatory washer 27 | |
| 7 | 2 | 860A-9540100 | 转阀 | Turning valve | |
| 8 | 2 | 860-0500002 | 直接头 | Bolt joint | |
| 9 | 2 | 855-0552000 | 胶管总成 | Rubber pipe assembly | |
| 10 | 2 | 860A-9540400 | 钢管总成 | Steel pipe assembly | |
| 11 | 8 | 838A-9500003 | 橡胶套 | Rubber sleeve | |
| 12 | 8 | 865-9500009 | 管夹 | Pipe clamp | |
| 13 | 2 | 855-9513000 | 胶管总成 | Rubber pipe assembly | |
| 14 | 1 | 858-9507000 | 钢管总成 | Steel pipe assembly | |
| 15 | 1 | 858-9511000 | 钢管总成 | Steel pipe assembly | |
| 16 | 2 | 801-0500027 | 直接头 | Bolt joint | |
| 17 | 1 | 860-9518000 | 胶管总成 | Rubber pipe assembly | |
| 18 | 1 | 860A-9517000 | 钢管总成 | Steel pipe assembly | |
| 19 | 2 | 860-9500011 | 管夹 | Pipe clamp | |
| 20 | 2 | GB/T 97.1 | 垫圈 6 | Washer 6 | |
| 21 | 2 | GB/T 93 | 垫圈 6 | Washer 6 | |
| 22 | 2 | GB/T 5783A | 螺栓 M6x10 | Bolt M6x10 | |
| 23 | 4 | GB6171-86 | 螺母 M10x1 | Nut M10X1 | |
| 24 | 2 | GB/T 97.1 | 垫圈 10 | Washer 10 | |
| 25 | 2 | 820-0205001 | 油杯接头 | Grease cup joint | |
| 26 | 2 | GB1152-79 | 油杯M10□ 1 | Grease cup M10X1 | |
| 27 | 1 | 860A-9524000 | 钢管总成 | Steel pipe assembly | |

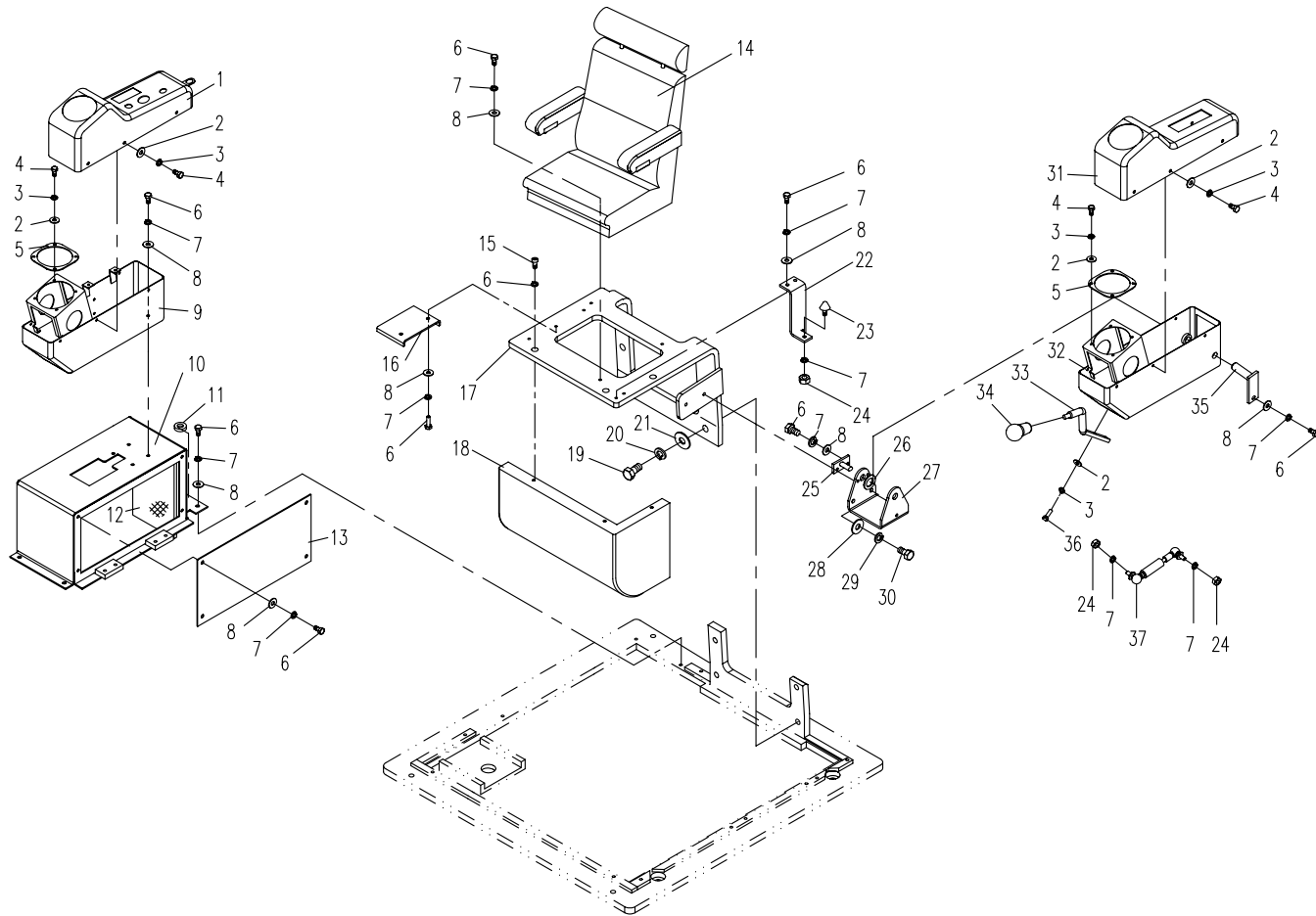
95.2.1 工作装置的液压系统2 (适用858,858A机型) HYDRAULIC SYSTEM FOR WORKING EQUIPMENT 2 (APPLY TO 858, 858A TYPE)



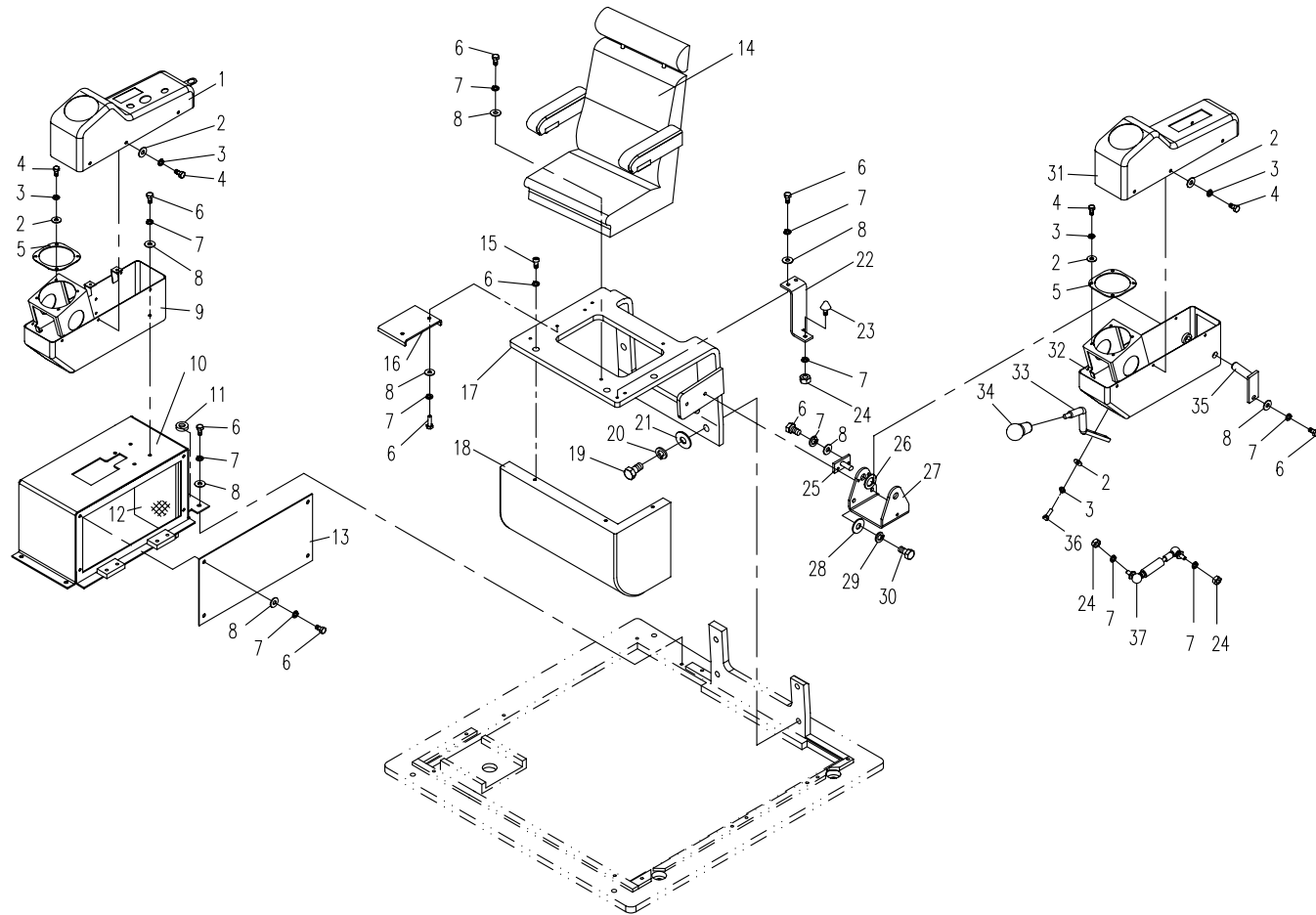
06.1.1 操纵机构1 (适用858,858A机型) CONTROL FRAMEWORK 1 (APPLY TO 858,858A TYPE)

| 序号 Nb. | 数量 Quantity | 代号 Code | 名称 Description | | 备注 Remark |
|-----------|----------------|---------------|-------------------|--|--------------------|
| 1 | 1 | 858-0602000 | 右上箱盖 | Right upper box cover | |
| 2 | 20 | GB/T 97.1 | 垫圈 6 | Washer 6 | Zn.D |
| 3 | 20 | GB/T 93 | 垫圈 6 | Washer 6 | Zn.D |
| 4 | 20 | GB/T 5783A | 螺栓M6X12 | Bolt M6X12 | 8.8-Zn.D |
| 5 | 2 | 860-0600004 | 压板 | Press board | |
| 6 | 18 | GB/T 5783A | 螺栓M8X16 | Bolt M8X16 | 8.8-Zn.D |
| 7 | 24 | GB/T 93 | 垫圈 8 | Washer 8 | Zn.D |
| 8 | 18 | GB/T 97.1 | 垫圈 8 | Washer 8 | Zn.D |
| 9 | 1 | 858-0604000 | 右下箱 | Right lower box | |
| 10 | 1 | 850-0602000 | 阀罩组件 | Valve cover | 858专用 |
| | 1 | 850D-0601000 | 阀罩组件 | Valve cover | 858A专用 |
| 11 | 1 | 830D-0600035 | 保护塞 | Protect stuff | |
| 12 | 1 | 850-0600008 | 阀罩海绵板 | Sponge | |
| 13 | 1 | 830D-0600014 | 左盖板 | Left cover board | |
| 14 | 1 | 830D-0600024 | 座椅 | Seat | |
| | 1 | 830D-0600032 | 座椅 | Seat | 加宽 |
| | 1 | 850-0600004 | 减震座椅 | Seat | 配 830D-0648000座椅支板 |
| 15 | 3 | GB/T70.1 | 内六角螺钉M8X16 | Bolt M8X16 | 8.8-Zn.D |
| 16 | 1 | 830D-0600008 | 空调安装板 II | Plate of air-condition installation II | |
| 17 | 1 | 830D-0602000 | 座椅支板 | Supporting plank of seat | |
| | 1 | 830D-0648000 | 座椅支板 | Supporting plank of seat | 配 850-0600004减震座椅 |
| 18 | 1 | 830D-0608000a | 围板 | Boarding | |
| 19 | 4 | GB/T 5783A | 螺栓M16X35 | Bolt M16X35 | 8.8-Zn.D |
| 20 | 4 | GB/T 93 | 垫圈 16 | Washer 16 | Zn.D |
| 21 | 4 | GB/T 97.1 | 垫圈 16 | Washer 16 | Zn.D |
| 22 | 1 | 853-0605000 | 前支撑 | Front supporting | |
| 23 | 1 | 810-1500003 | 螺钉帽 | Cap of bolt | |
| 24 | 3 | GB/T 6170 | 螺母M8 | Nut M8 | 8-Zn.D |

06.1.1 操纵机构1 (适用858,858A机型) CONTROL FRAMEWORK 1 (APPLY TO 858,858A TYPE)



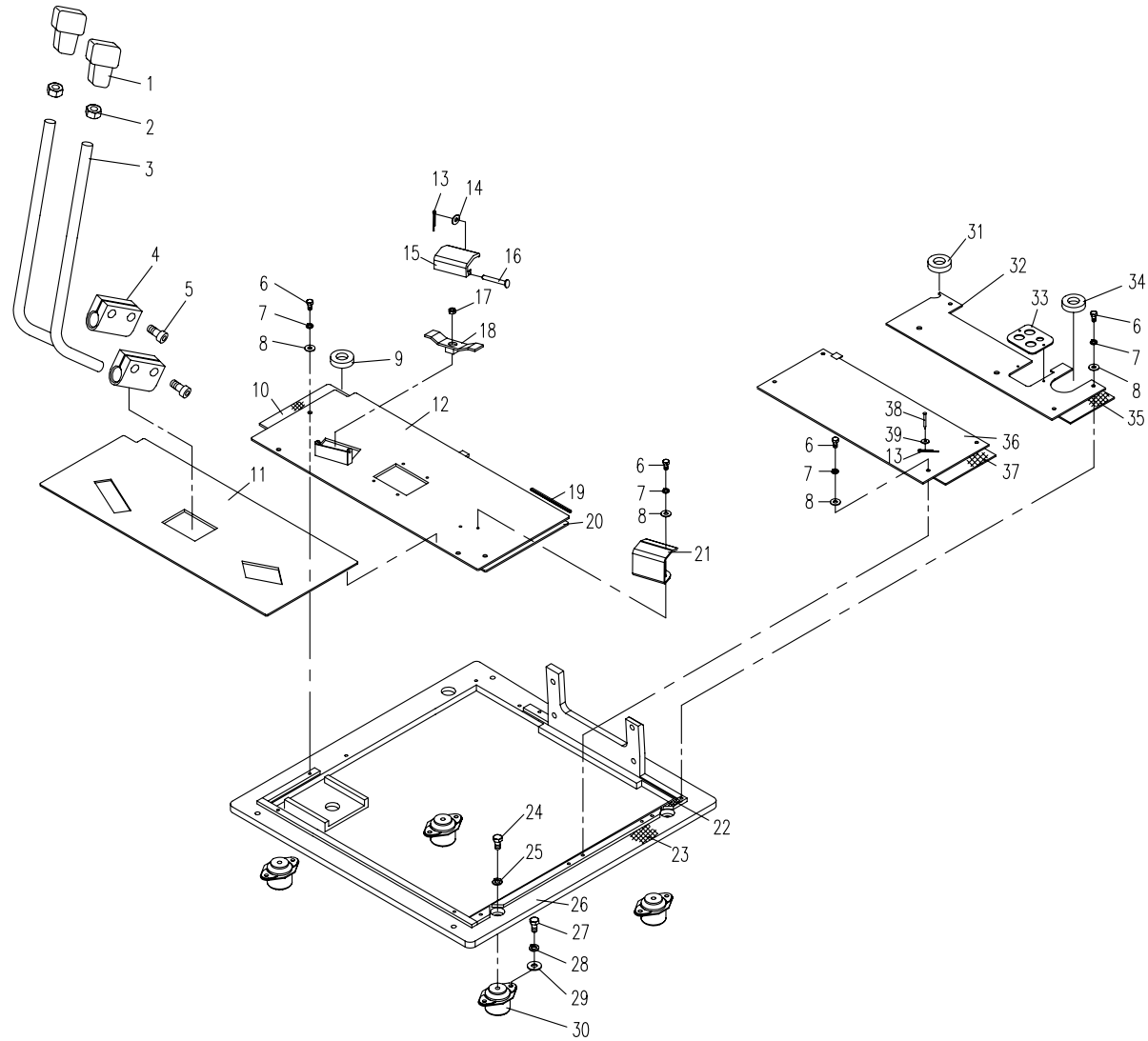
06.1.1 操纵机构1 (适用858,858A机型) CONTROL FRAMEWORK 1 (APPLY TO 858,858A TYPE)



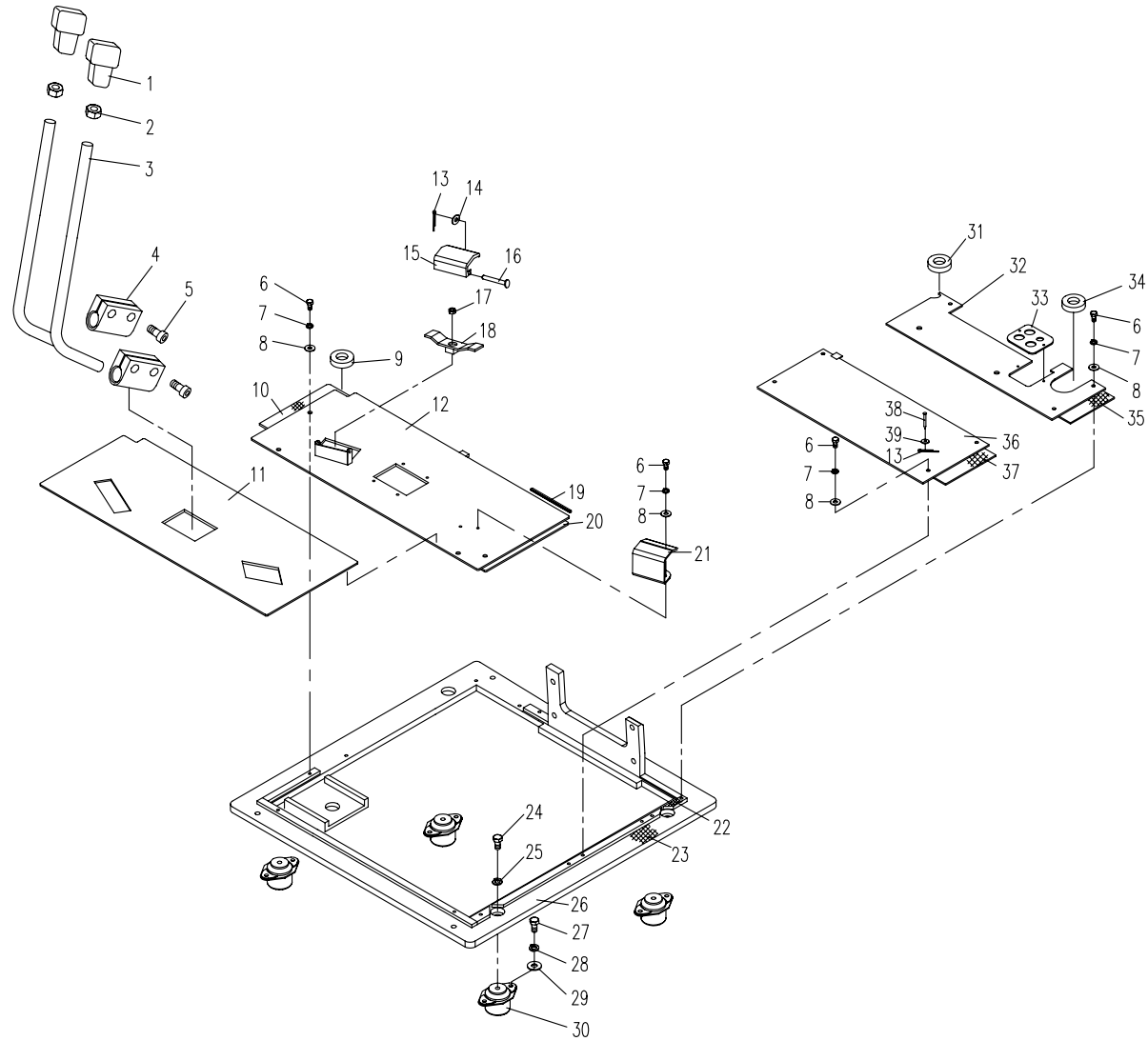
06.1.2 操纵机构2 (适用858,858A机型) CONTROL FRAMEWORK 2 (APPLY TO 858,858A TYPE)

| 序号 Nb. | 数量 Quantity | 代号 Code | 名称 Description | | 备注 Remark |
|-----------|----------------|--------------|-------------------|------------------|--------------|
| 1 | 2 | 810-0620000 | 手柄头 | Handle boom | |
| 2 | 2 | GB/T 6172.1 | 薄螺母M12 | Nut M12 | |
| 3 | 2 | 870-0600003 | 行走操纵杆 | Joy stick | |
| 4 | 2 | 860-0600006 | 杆夹 | Splint | |
| 5 | 4 | GB/T 70.1 | 内六角螺钉M10□ 25 | Bolt M10×25 | 8.8-Zn.D |
| 6 | 11 | GB/T 5783A | 螺栓M8X16 | Bolt M8X16 | 8.8-Zn.D |
| 7 | 11 | GB/T 93 | 垫圈 8 | Washer 8 | Zn.D |
| 8 | 11 | GB/T 97.1 | 垫圈 8 | Washer 8 | Zn.D |
| 9 | 1 | 830D-0600034 | 防尘套□ | Dustcoat I | |
| 10 | 1 | 850-0600005 | 前海绵板 | Sponge | |
| 11 | 1 | 856-0600001 | 胶踏板 | Rubber footplate | |
| 12 | 1 | 856-0601000 | 底板 I | Motherboard I | |
| 13 | 11 | GB/T 91 | 开口销 2X16 | Placket Pin 2X16 | Zn.D |
| 14 | 2 | GB/T 97.1 | 垫圈 6 | Washer 6 | Zn.D |
| 15 | 1 | 830D-0611200 | 脚踏盖板 | Cover Board | |
| 16 | 2 | GB/T 882 | 销轴 6X16 | Pin 6X16 | Zn.D |
| 17 | 1 | GB/T 6170 | 螺母M8 | Nut M8 | 8-Zn.D |
| 18 | 1 | 830D-0611100 | 踏板 | Footplate | |
| 19 | 4.8m | 830D-0600033 | 密封胶条 | Rubber | |
| 20 | 1 | 853-0600006 | 前海绵板 | Sponge | |
| 21 | 1 | 830D-0600024 | 左脚踏板 | Left footplate | |
| 22 | 2.32m | 830D-0600039 | 胶条 I | Rubber I | |
| 23 | 3.68m | 830D-0600041 | 胶条 II | Rubber II | |
| 24 | 4 | GB/T 5783A | 螺栓M14X30 | Bolt M14X30 | 8.8-Zn.D |
| 25 | 4 | GB/T 93 | 垫圈 14 | Washer 14 | Zn.D |
| 26 | 1 | 858-0601000 | 框架组件 | Framt assembly | |
| 27 | 8 | GB/T 5783A | 螺栓 M10X20 | Bolt M10X20 | 8.8-Zn.D |
| 28 | 8 | GB/T 93 | 垫圈 10 | Washer 10 | Zn.D |

06.1.2 操纵机构2 (适用858,858A机型) CONTROL FRAMEWORK 2 (APPLY TO 858,858A TYPE)



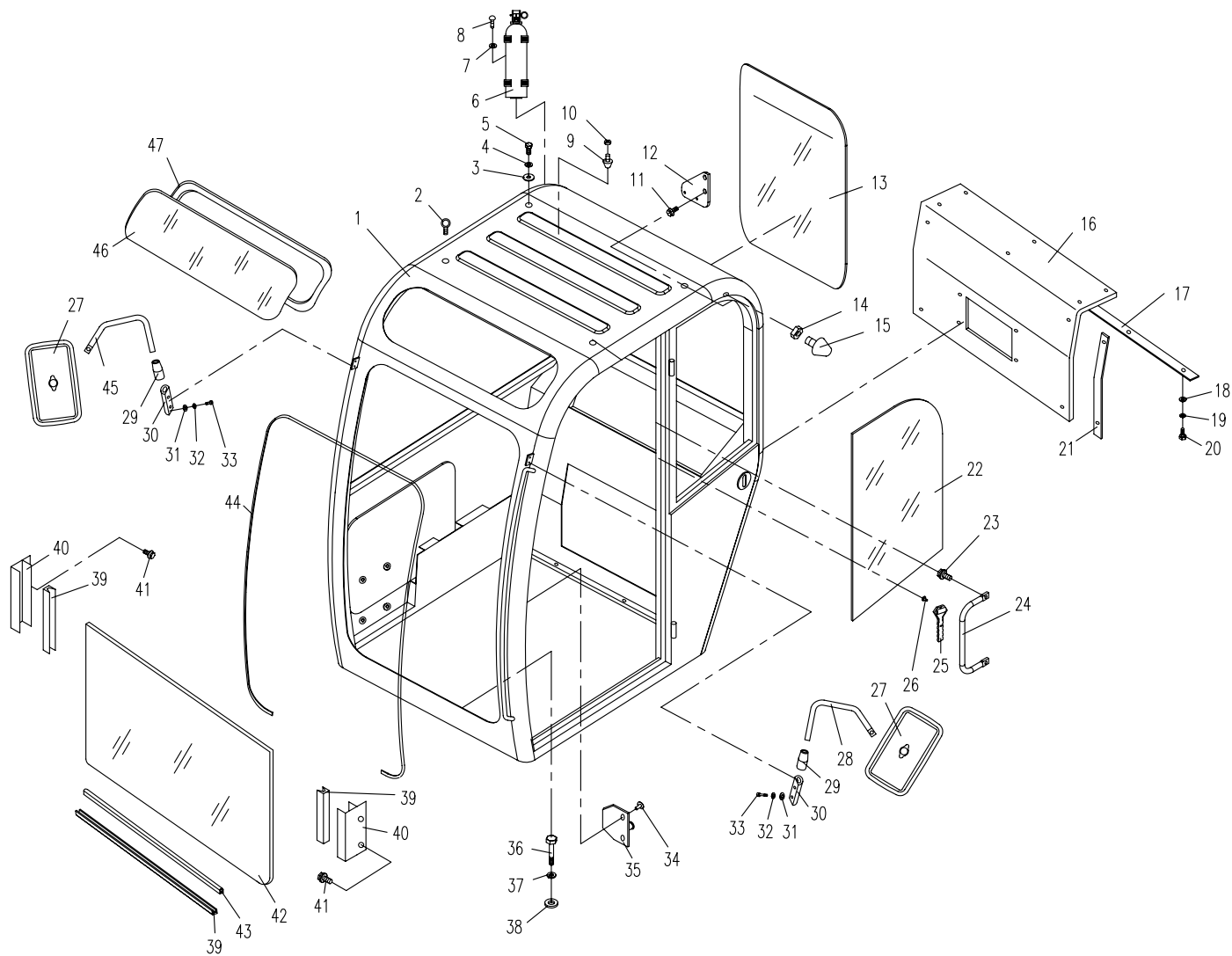
06.1.2 操纵机构2 (适用858,858A机型) CONTROL FRAMEWORK 2 (APPLY TO 858,858A TYPE)



07.1.1 驾驶室组件1(适用858机型,内销机型) CAB SUBASSEMBLY 1(APPLY TO 858 TYPE)

| 序号 Nb. | 数量 Quantity | 代号 Code | 名称 Description | 备注 Remark | |
|-----------|----------------|---------------|-------------------|------------------------|----------|
| | | 858-070000A | 驾驶室 | Cab | |
| 1 | 1 | 858-0701000A | 驾驶室主体 | Cab body | |
| 2 | 4 | GB/T 825 | 螺钉M16 | Screw M16 | 8.8-Zn.D |
| 3 | 4 | 860-0700014 | 胶垫 | Rubber washer | |
| 4 | 4 | GB/T 97.1 | 垫圈 16 | Washer 16 | Zn.D |
| 5 | 4 | GB/T5783A | 螺栓M16X20 | Bolt M16X20 | 8.8-Zn.D |
| 6 | 1 | 830D-0713000 | 灭火器 | Fire extinguisher | |
| 7 | 2 | GB/T 68 | 螺钉M5X12 | Bolt M5X12 | 8.8-Zn.D |
| 8 | 2 | GB/T 97.1 | 垫圈 5 | Washer 5 | Zn.D |
| 9 | 2 | 820-0703000 | 橡胶座 | Rubber pedestal | |
| 10 | 2 | GB/T 6170 | 螺母M12 | Nut M12 | |
| 11 | 2 | GB/T5789 | 螺栓M8X12 | Bolt M8X12 | 8.8-氧化 |
| 12 | 1 | 830H-0700008 | 风扇支座 | Fan underlay | |
| 13 | 1 | 830H-0700006 | 后窗玻璃 | Rear window glass | |
| 14 | 1 | 801-0704000 | 橡胶座 | Rubber pedestal | |
| 15 | 1 | GB/T 6170 | 螺母M10 | Nut M10 | Zn.D |
| 16 | 1 | 858-0700001 | 隔热板 | Adiabatic plate | |
| 17 | 2 | 830D-0700005a | 压板 I | Clamping □ | |
| 18 | 10 | GB/T 97.1 | 垫圈 8 | Washer 8 | Zn.D |
| 19 | 10 | GB/T 93 | 垫圈 8 | Washer 8 | Zn.D |
| 20 | 10 | GB/T 5783A | 螺栓M8X40 | Bolt M8X40 | 8.8-Zn.D |
| 21 | 2 | 830H-0700014 | 压板 | Clamping | |
| 22 | 1 | 830H-0700001 | 左后侧窗玻璃 | Left rear window glass | |
| 23 | 2 | GB/T5789 | 螺栓M8X16 | Bolt M8X16 | 8.8-氧化 |
| 24 | 1 | 830H-0700007 | 内扶手 | Inside handrail | |
| 25 | 1 | 830H-0700012 | 逃生锤 | Lifesaving hammer | |
| 26 | 4 | GB/T 845 | 螺钉M4X12 | Bolt M4X12 | 8.8-Zn.D |

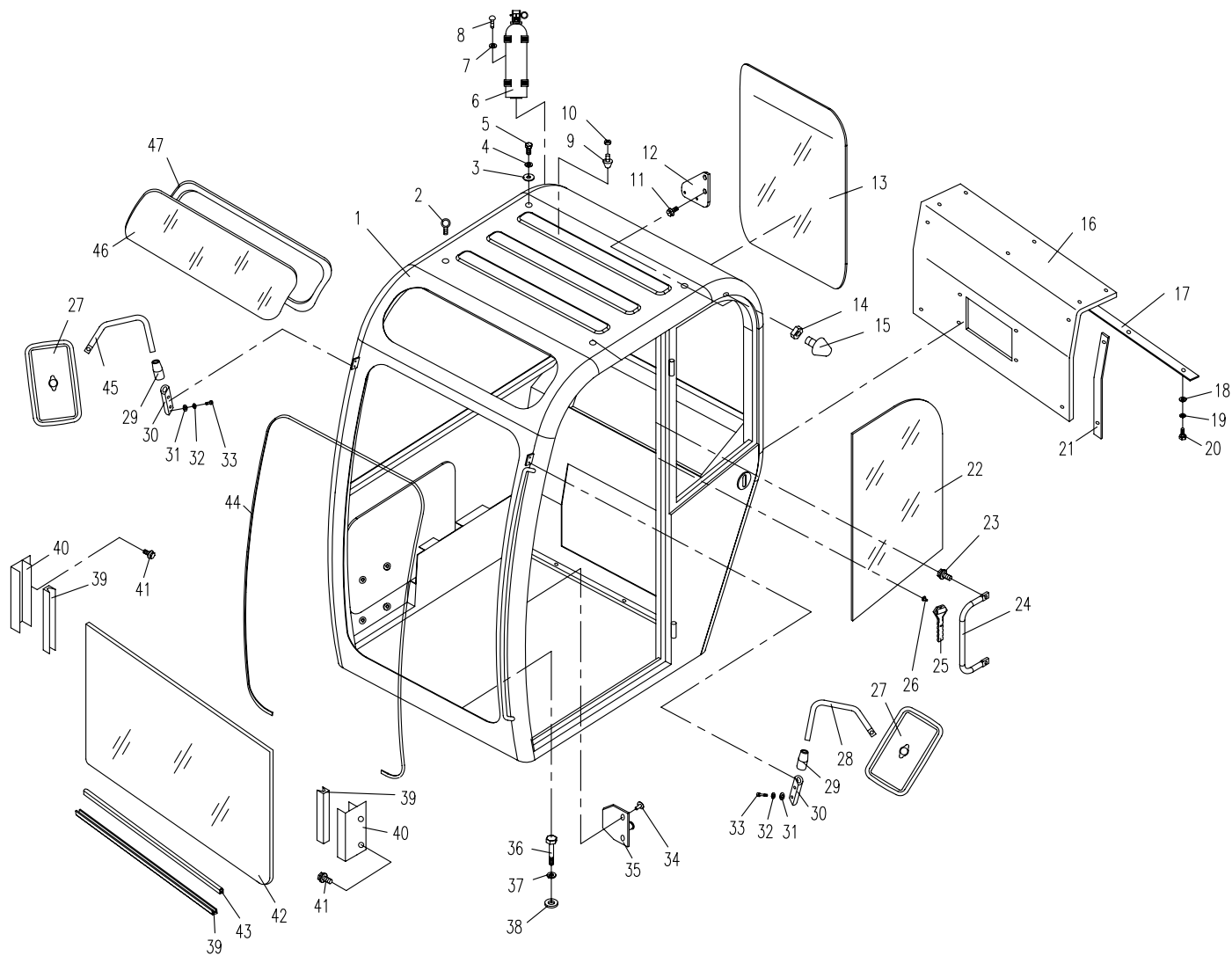
07.1.1 驾驶室组件1(适用858机型,内锁机型) CAB SUBASSEMBLY 1(APPLY TO 858 TYPE)



07.1.1 驾驶室组件1(适用858机型,内销机型) CAB SUBASSEMBLY 1(APPLY TO 858 TYPE)

| 序号 Nb. | 数量 Quantity | 代号 Code | 名称 Description | | 备注 Remark |
|-----------|----------------|---------------|-------------------|---------------------------------|--------------|
| 27 | 2 | 830E-0700003 | 后视镜 | Viewfinder | |
| 28 | 1 | 830E-0700011 | 后视镜左支杆 | Knighthead for left viewfinder | |
| 29 | 2 | 830E-0700012 | 锁紧螺母 | Nut | |
| 30 | 2 | 830E-0700014 | 固定杆 | Staff | |
| 31 | 4 | GB/T 97.1 | 垫圈 6 | Washer 6 | Zn.D |
| 32 | 4 | GB/T 93 | 垫圈 6 | Washer 6 | Zn.D |
| 33 | 4 | GBT/70.1 | 螺钉M6X16 | Bolt M6X16 | 8.8-Zn.D |
| 34 | 2 | GB/T819.1 | 十字槽沉头螺钉M8X14 | Bolt M8X14 | 8.8-Zn.D |
| 35 | 1 | 830H-0709000 | 门锁扣 | Locking knob | |
| 36 | 4 | GB/T 5783A | 螺栓M16X55 | Bolt M16X55 | 8.8-Zn.D |
| 37 | 4 | GB/T 93 | 垫圈 16 | Washer 16 | Zn.D |
| 38 | 4 | GB/T 97.1 | 垫圈 16 | Washer 16 | Zn.D |
| 39 | 1.07m | 830D-0700044 | 下窗缓冲胶条 | Rubber seal strip | |
| 40 | 2 | 830H-0711000 | 玻璃安装板 | Glass fixing board | |
| 41 | 4 | GB/T5789 | 六角法兰面螺栓M6X12 | Bolt M6X12 | 8.8-氧化 |
| 42 | 1 | 830H-0700002 | 前下窗玻璃 | Front-lower window glass | |
| 43 | 0.87m | 801-0700016 | 密封条 | Rubber seal strip | |
| 44 | 1 | 830D-0700028A | 前密封胶条 | Rubber seal strip | |
| 45 | 1 | 830E-0700013 | 后视镜右支杆 | Knighthead for right viewfinder | |
| 46 | 1 | 830H-0700009 | 前顶窗玻璃 | Front-top window glass | |
| 47 | 2.2m | 830D-0700038 | 胶条 | Rubber strip | |
| | | | | | |
| | | | | | |
| | | | | | |
| | | | | | |
| | | | | | |
| | | | | | |
| | | | | | |
| | | | | | |

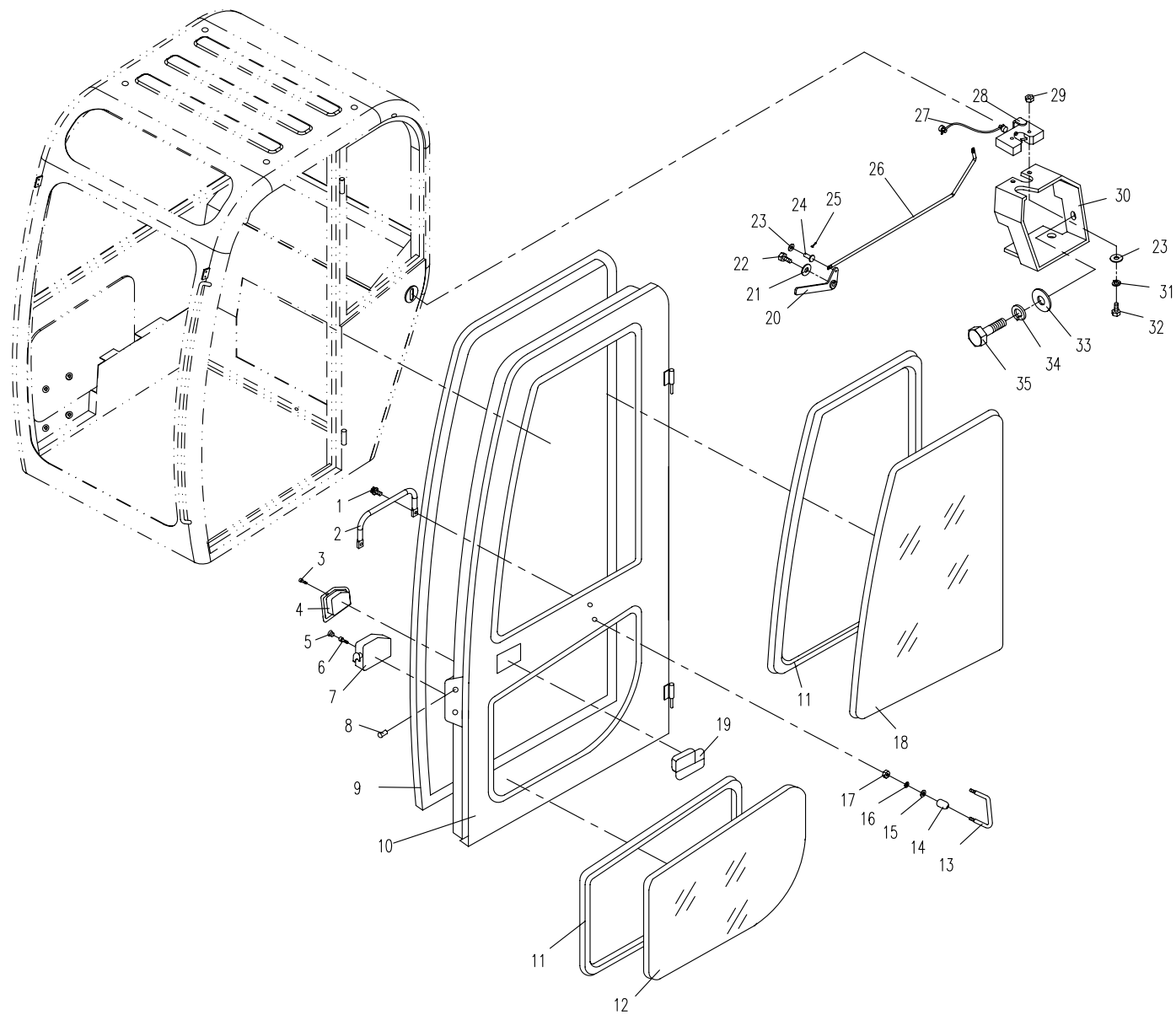
07.1.1 驾驶室组件1(适用858机型,内锁机型) CAB SUBASSEMBLY 1(APPLY TO 858 TYPE)



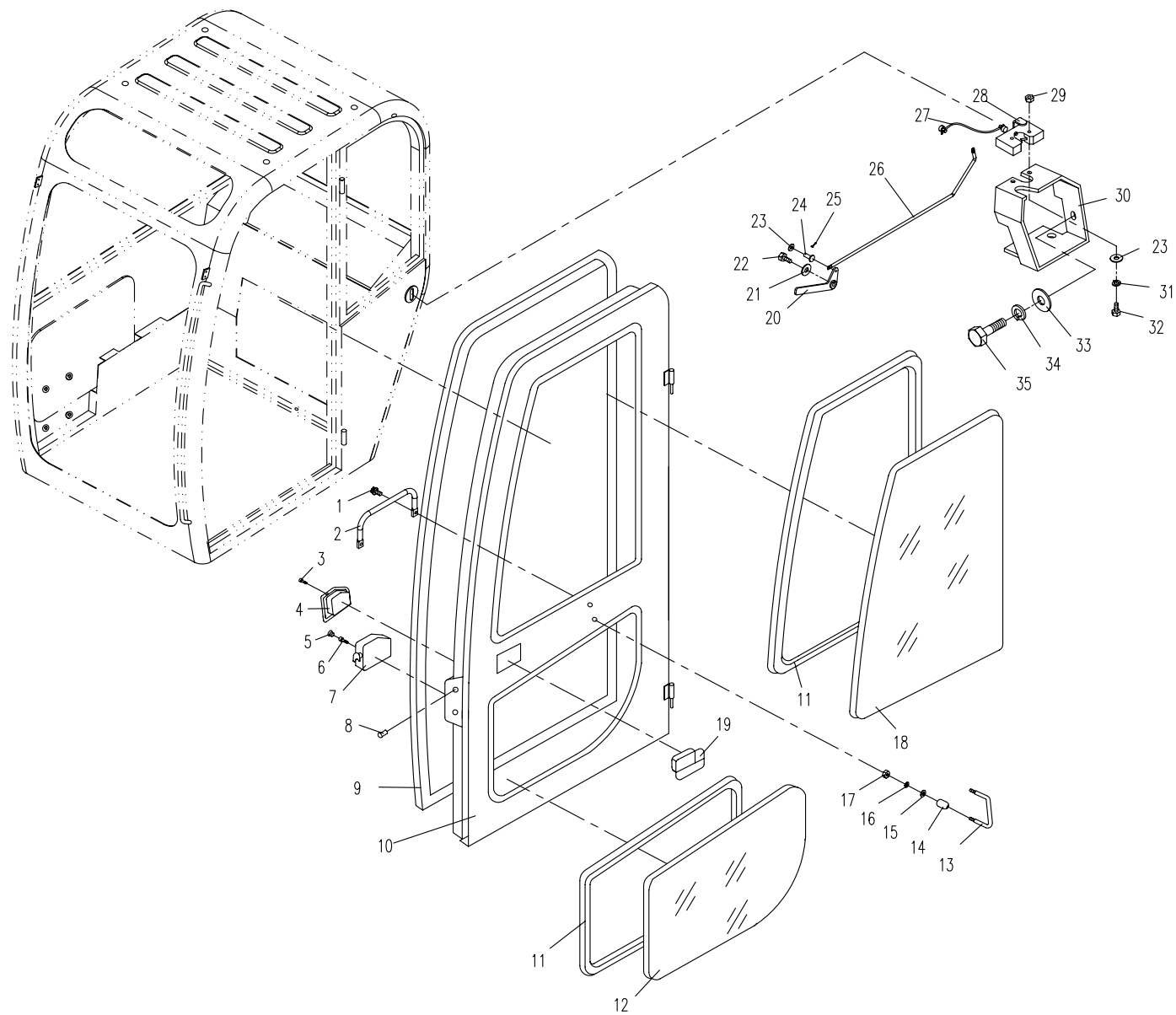
07.2.1 驾驶室组件2(适用858机型,内销机型) CAB SUBASSEMBLY 2(APPLY TO 858 TYPE)

| 序号 Nb. | 数量 Quantity | 代号 Code | 名称 Description | | 备注 Remark |
|-----------|----------------|--------------|-------------------|---------------------|--------------|
| | | 830H-0703000 | 门组件 | Door assembly | |
| 1 | 2 | GB/T 5789 | 六角法兰面螺栓M8X16 | Bolt M8X16 | 8.8-氧化 |
| 2 | 1 | 830H-0703012 | 门内扶手 | Inside handrail | |
| 3 | 2 | GB/T 70.1 | 内六角螺钉M5X16 | Bolt M5X16 | 8.8-氧化 |
| 4 | 1 | 855-0702005 | 内拉手 | Inside knob | |
| 5 | 4 | 830H-0703011 | 胶塞 | Rubber plug | |
| 6 | 4 | GB/T 5789 | 六角法兰面螺栓M6X25 | Bolt M6X25 | 8.8-氧化 |
| 7 | 1 | 830H-0703006 | 锁体 | Door lock | |
| 8 | 3 | GB/T 818 | 十字槽盘头螺钉M6X10 | Bolt M6X10 | 8.8-氧化 |
| 9 | 1 | 830H-0703001 | 门密封胶条 | Rubber seal strip | |
| 10 | 1 | 830H-0703100 | 门主体 | Door frame assembly | |
| 11 | 2m | 830H-0703008 | 胶条 | Rubber strip | |
| 12 | 1 | 830H-0703007 | 门下玻璃 | Lower glass of door | |
| 13 | 1 | 860-0702009 | 锁钩 | Locking knob | |
| 14 | 2 | 860-0702011A | 圆套 | Bush | |
| 15 | 2 | GB/T 97.1 | 垫圈 8 | Washer 8 | Zn.D |
| 16 | 2 | GB/T 93 | 垫圈 8 | Washer 8 | Zn.D |
| 17 | 2 | GB/T 6170 | 螺母M8 | Nut M8 | Zn.D |
| 18 | 1 | 830H-0703002 | 门上玻璃 | Top glass of door | |
| 19 | 1 | 830H-0703005 | 外勾手 | Outside knob | |
| 20 | 1 | 830H-0700003 | 手柄 | Handlebar | |
| 21 | 3 | GB/T 96 | 加大垫圈 8 | Washer 8 | Zn.D |
| 22 | 3 | GB/T 5783A | 螺栓M8X12 | Bolt M8X12 | 8.8-Zn.D |
| 23 | 4 | GB/T 97.1 | 垫圈 6 | Washer 6 | Zn.D |
| 24 | 2 | 860-1209008 | 软轴固定销 | Fleible axes pin | |

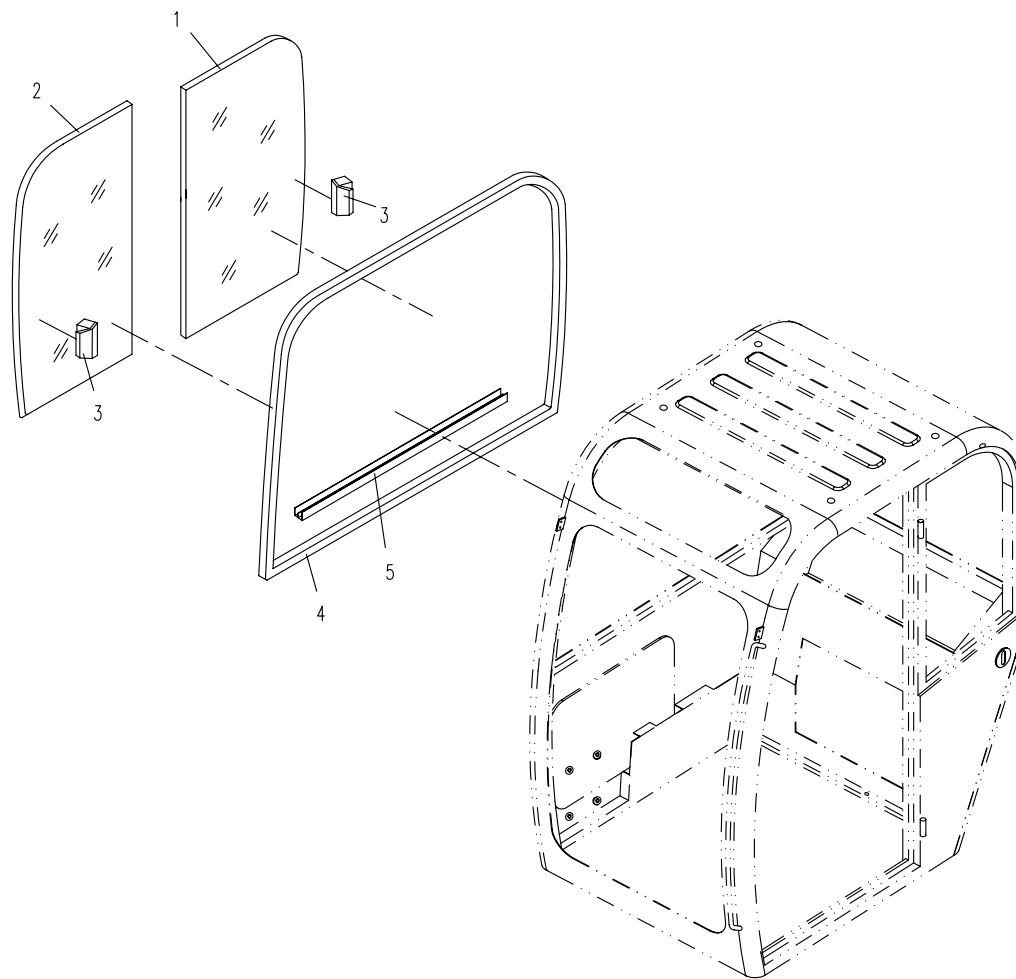
07.2.1 驾驶室组件1(适用858机型,内销机型) CAB SUBASSEMBLY 1(APPLY TO 858 TYPE)



07.2.1 驾驶室组件1(适用858机型,内销机型) CAB SUBASSEMBLY 1(APPLY TO 858 TYPE)



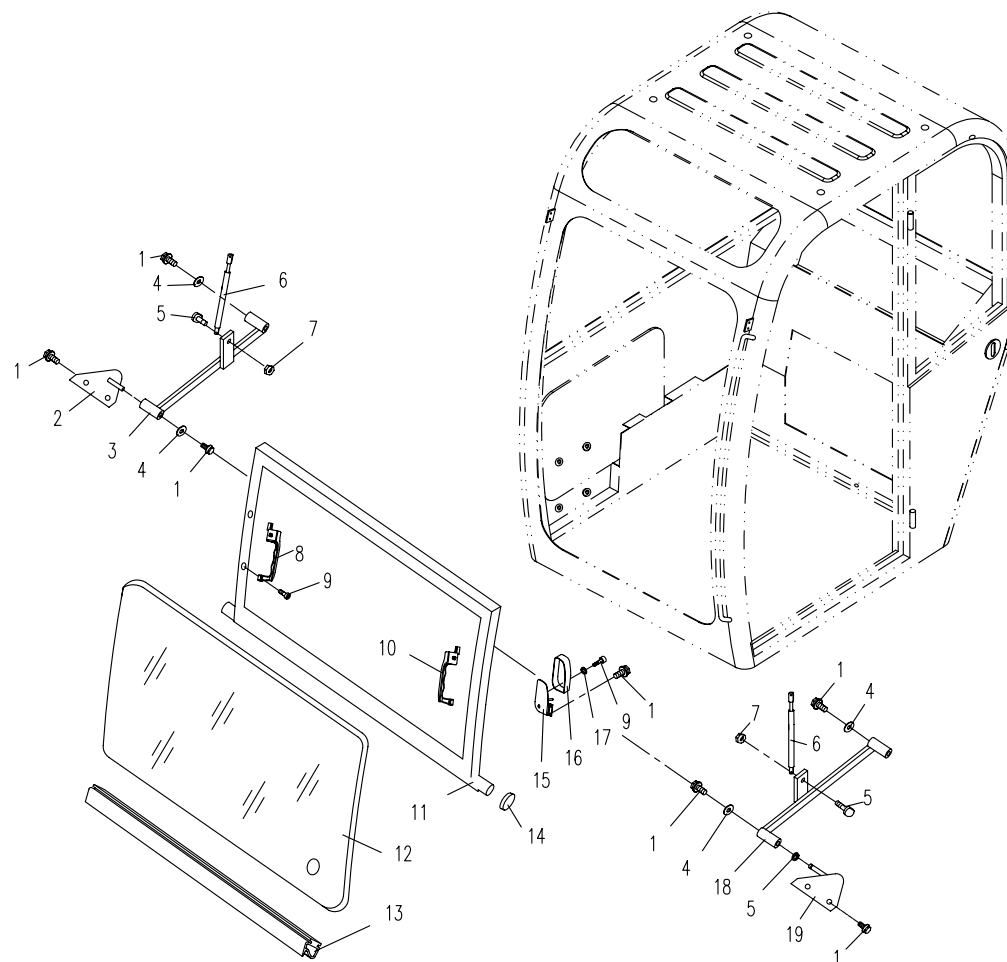
07.3.1 驾驶室组件1(适用858机型,内销机型) CAB SUBASSEMBLY 1(APPLY TO 858 TYPE)



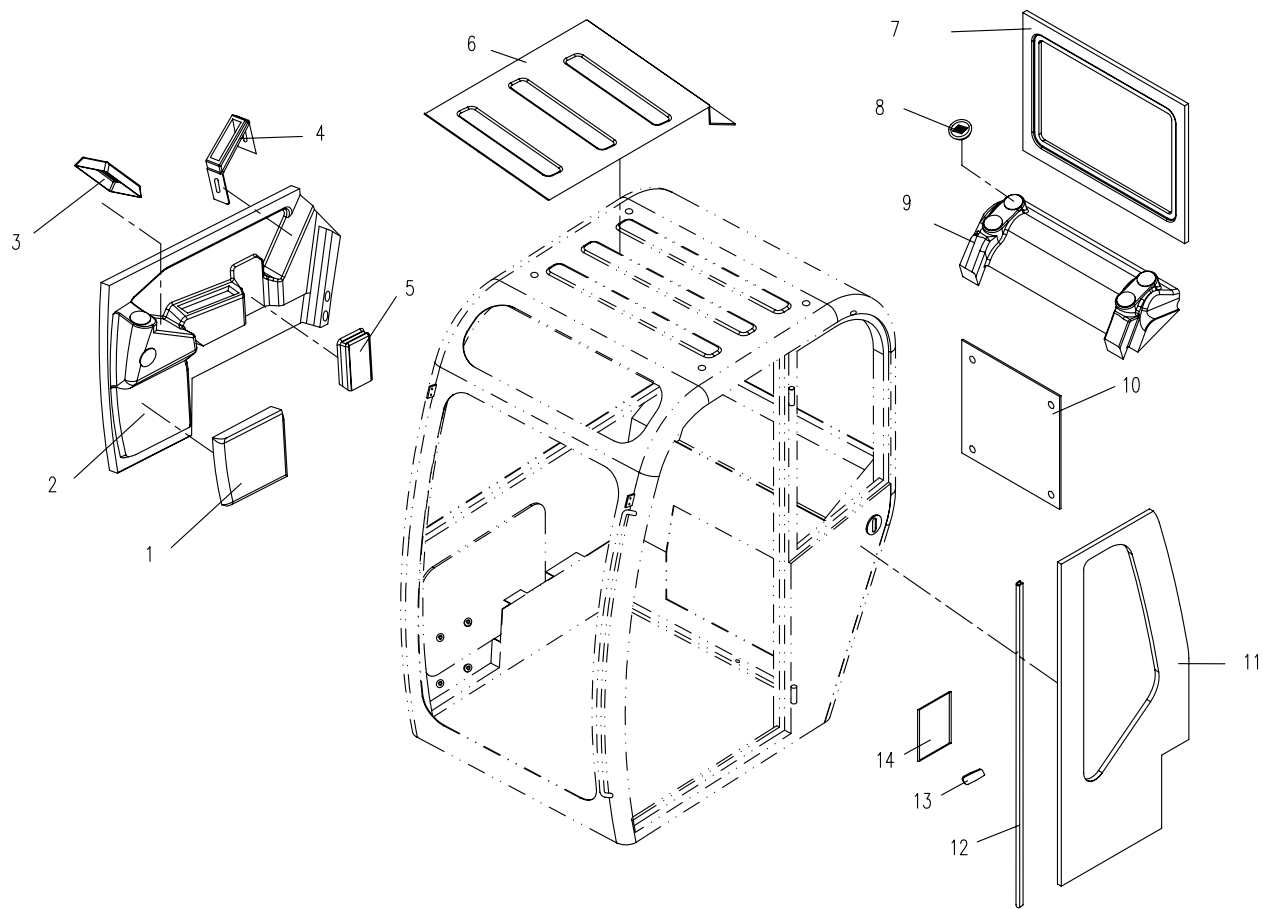
07.4.1 驾驶室组件4(适用858机型,内销机型) CAB SUBASSEMBLY 4(APPLY TO 858 TYPE)

| 序号 Nb. | 数量 Quantity | 代号 Code | 名称 Description | | 备注 Remark |
|-----------|----------------|--------------|-------------------|---------------------------|--------------|
| | | 830H-0702000 | 翻转窗组件 | Overturn window assembly | |
| 1 | 14 | GB/T 5789 | 六角法兰面螺栓M8X16 | Bolt M8X16 | 8.8-氧化 |
| 2 | 1 | 830H-0702050 | 右摆杆支架 | Bracket of right sinister | |
| 3 | 1 | 830H-0705000 | 右摆杆 | Right sinister | |
| 4 | 4 | GB/T96 | 加大垫圈 8 | Washer 8 | Zn.D |
| 5 | 2 | 830H-0700013 | 气弹簧紧固销 | Pneumatic spring pin | |
| 6 | 2 | 830H-0700011 | 翻转窗气弹簧 | Pneumatic spring | |
| 7 | 4 | GB/T6170 | 螺母M8 | Pneumatic spring | Zn.D |
| 8 | 1 | 830D-0700042 | 右扶手锁 | Right handrail lock | |
| 9 | 6 | GB/T2671.1 | 内六角螺钉M6X12 | Bolt M6X12 | 8.8-氧化 |
| 10 | 1 | 830D-0700043 | 左扶手锁 | Left handrail lock | |
| 11 | 1 | 830H-0702100 | 翻转窗主体 | Winow frame | |
| 12 | 1 | 830H-0702001 | 翻转窗玻璃 | Glass | |
| 13 | 1 | 830H-0702004 | 翻转窗下胶条 | Rubber cushion | |
| 14 | 2 | 830H-0702003 | 滑轮 | Slide seat | |
| 15 | 1 | 830H-0702020 | 雨刮电机固定板 | Electromotor fixing plate | |
| 16 | 1 | 830H-0702002 | 电机罩 | Electromotor jacket | |
| 17 | 2 | GB/T93 | 垫圈 6 | Washer 6 | Zn.D |
| 18 | 1 | 830H-0704000 | 左摆杆 | Left sinister | |
| 19 | 1 | 830H-0702010 | 左摆杆支架 | Bracket of left sinister | |
| | | | | | |
| | | | | | |
| | | | | | |
| | | | | | |
| | | | | | |
| | | | | | |
| | | | | | |
| | | | | | |
| | | | | | |
| | | | | | |

07.4.1 驾驶室组件1(适用858机型,内销机型) CAB SUBASSEMBLY 1(APPLY TO 858 TYPE)



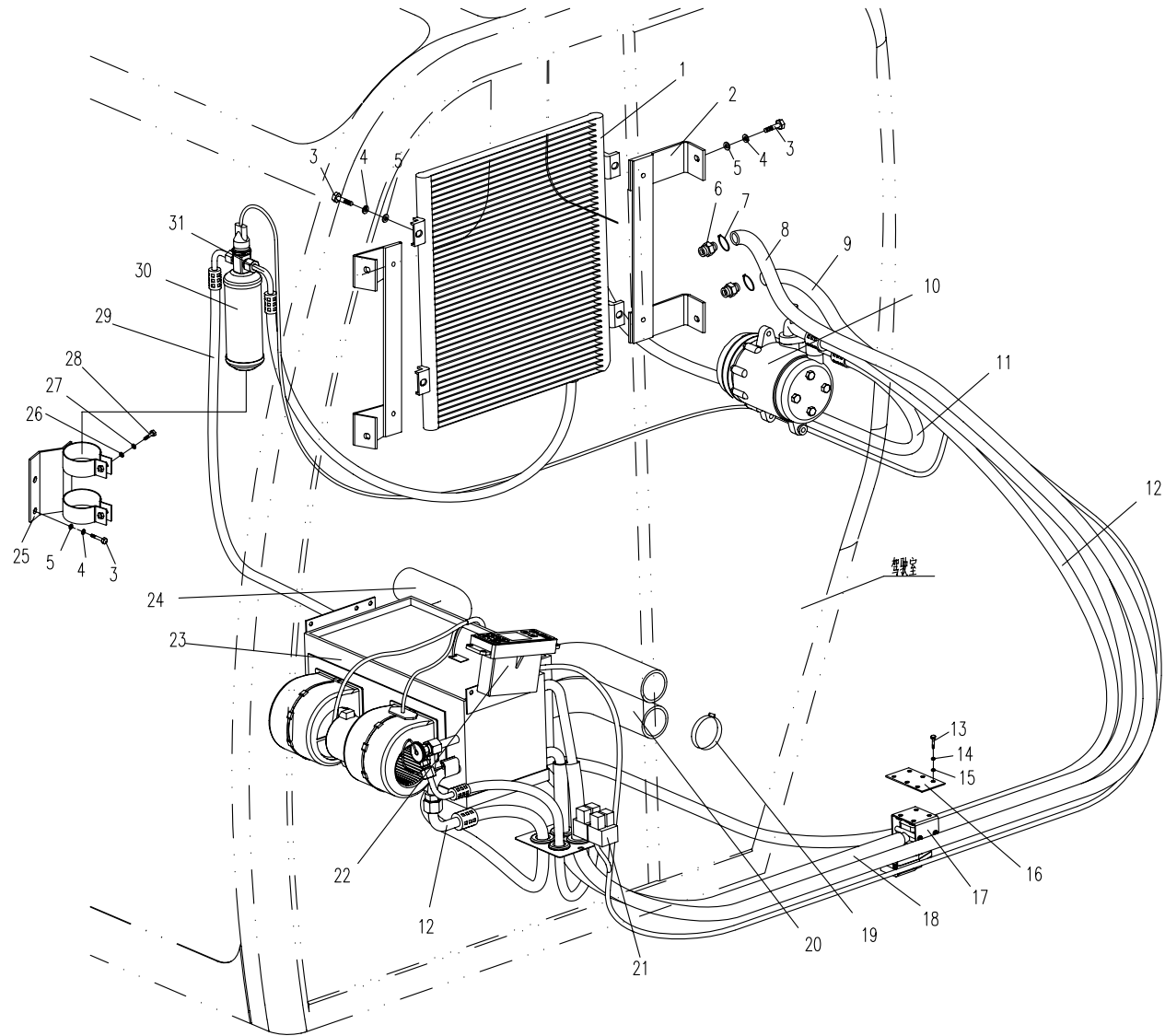
07.5.1 驾驶室组件1(适用858机型,内销机型) CAB SUBASSEMBLY 1(APPLY TO 858 TYPE)



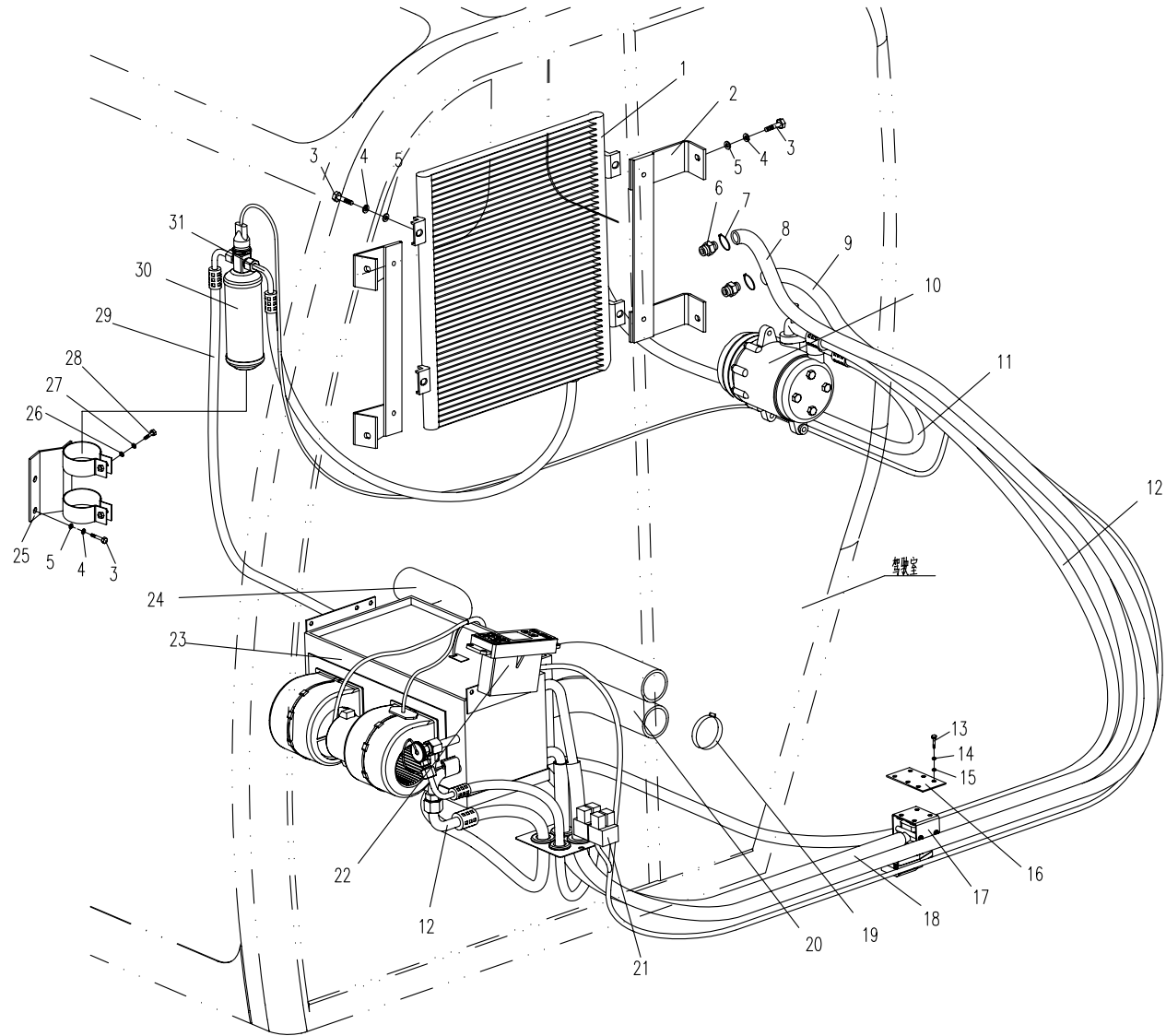
08.1.1 空调系统 (适用858机型) AIR-CONDITION SYSTEM (APPLY TO 858 TYPE)

| 序号 Nb. | 数量 Quantity | 代号 Code | 名称 Description | | 备注 Remark |
|-----------|----------------|--------------|-------------------|----------------------------|--------------|
| 1 | 1 | 858-0800011 | 冷凝器 | Condenser assembly | |
| 2 | 2 | 858-0800050A | 冷凝器支架 | Condenser bracket | |
| 3 | 10 | GB/T 5783A | 螺栓M8X20 | Bolt M8X20 | 8.8-Zn.D |
| 4 | 10 | GB/T 93 | 垫圈 8 | Washer 8 | Zn.D |
| 5 | 10 | GB/T 97.1 | 垫圈 8 | Washer 8 | Zn.D |
| 6 | 2 | 850-0800004 | 管接头 | Joint | |
| 7 | 6 | JB/T 8870 | 喉箍 16-25 | Hoop 16 ~ 25 | Zn.D |
| 8 | 1 | 858-0800001 | 进水管 I | Inlet pipe I | |
| 9 | 1 | 858-0800003 | 回水管 | Return pipe | |
| 10 | 1 | 830H-0820200 | 压缩机总成 | Compressor assembly | |
| 11 | 1 | 858-0800004 | 压缩机排气管 | Vent-pipe assembly | |
| 12 | 1 | 858-0800006 | 压缩机吸气管 | Inspiration pipe assembly | |
| 13 | 6 | GB/T 5783A | 螺栓M5X12 | Bolt M5X12 | 8.8-Zn.D |
| 14 | 6 | GB/T 93 | 垫圈 5 | Washer 5 | Zn.D |
| 15 | 6 | GB/T 97.1 | 垫圈 5 | Washer 5 | Zn.D |
| 16 | 1 | 860G-0800002 | 暖水阀安装板 | Fixing plate | |
| 17 | 1 | 860E-0801200 | 热水流量控制器组件 | Flow controller | |
| 18 | 1 | 858-0800002 | 进水管 II | Inlet pipe II | |
| 19 | 8 | JB/T 8870 | 喉箍 50-60 | Hoop 50-60 | Zn.D |
| 20 | 2 | 830D-0801005 | 左风管 | Left-air-pipe | |
| 21 | 1 | 858-0800012 | 线束总成 | Wire harness | |
| 22 | 1 | 830H-0820400 | 操纵器 | Controller | |
| 23 | 1 | 830H-0820300 | 空调箱总成 | Air-condition box assembly | |
| 24 | 2 | 830D-0801003 | 右风管 | Right-air-pipe | |
| 25 | 1 | 830H-0802000 | 支架组件 | Bracket | |
| 26 | 2 | GB/T 97.1 | 垫圈 6 | Washer 6 | Zn.D |
| 27 | 2 | GB/T 93 | 垫圈 6 | Washer 6 | Zn.D |
| 28 | 2 | GB/T 5783A | 螺栓M6X30 | Bolt M6X30 | 8.8-Zn.D |

08.1.1 空调系统 (适用858机型) AIR-CONDITION SYSTEM (APPLY TO 858 TYPE)



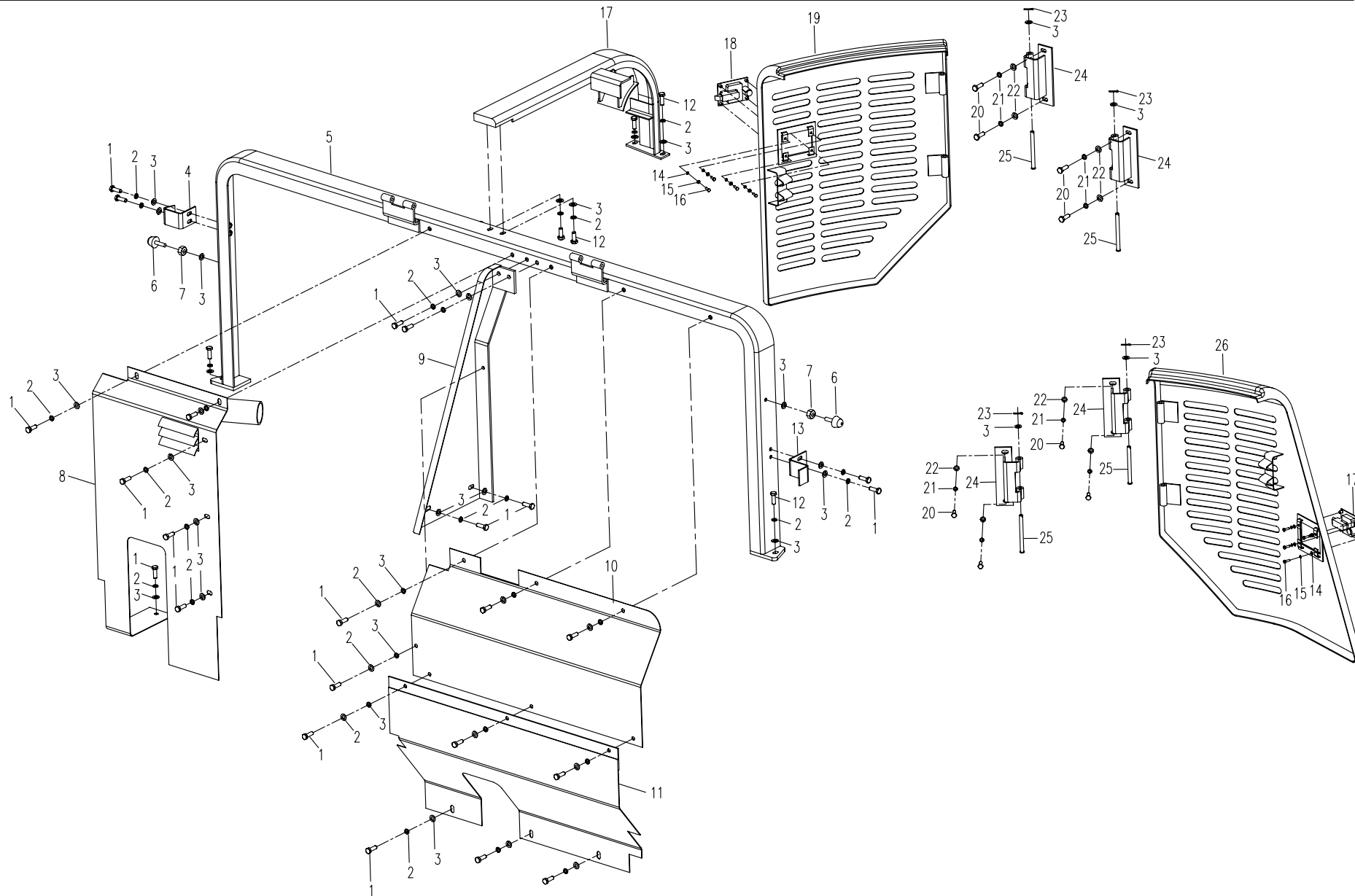
08.1.1 空调系统 (适用858机型) AIR-CONDITION SYSTEM (APPLY TO 858 TYPE)



09.1.1 罩框总成1 (适用858, 858A类型) COVER ASSEMBLY 1 (APPLY TO 858,858A TYPE)

| 序号 Nb. | 数量 Quantity | 代号 Code | 名称 Description | | 备注 Remark |
|-----------|----------------|--------------|-------------------|-------------------------|--------------|
| 1 | 24 | GB/T 5783 A | 螺栓M10□ 25 | Bolt M10×25 | |
| 2 | 26 | GB/T 93 | 垫圈 10 | Washer10 | |
| 3 | 32 | GB/T 97.1 | 垫圈 10 | Washer10 | |
| 4 | 1 | 858-0900001 | 右锁扣 | Lock-buckle-RH | |
| 5 | 1 | 858-0950000 | 框架 | Frame | |
| 6 | 2 | 801-0704000 | 橡胶座 | Rubber-seat | |
| 7 | 2 | GB/T 6170 | 螺母M10 | Nut M10 | |
| 8 | 1 | 858-0930000 | 前封板 | Front seal-board | |
| 9 | 1 | 858-0960000 | 侧封板 | Side seal-board | |
| 10 | 1 | 858-0900007 | 上封板 | Up seal-board | |
| 11 | 1 | 858-0901000 | 下封板 | Down seal-board | |
| 12 | 2 | GB/T 5783 A | 螺栓M10□ 30 | Bolt M10×30 | |
| 13 | 1 | 858-0900003 | 左锁扣 | Lock-buckle-LH | |
| 14 | 8 | GB/T 93 | 垫圈 5 | Washer 5 | |
| 15 | 8 | GB/T 97.1 | 垫圈 5 | Washer 5 | |
| 16 | 8 | GB/T 5783 A | 螺栓M5□ 14 | Bolt M5×14 | |
| 17 | 1 | 858-0970000 | 横梁 | Beam | |
| 18 | 2 | 830D-1320003 | 锁 | Lock | |
| 19 | 1 | 858-0980000 | 右透气窗 | Breathability window RH | |
| 20 | 4 | GB/T 5783 A | 螺栓M8□ 20 | Bolt M8×20 | |
| 21 | 4 | GB/T 93 | 垫圈 8 | Washer 8 | |
| 22 | 4 | GB/T 97.1 | 垫圈 8 | Washer 8 | |
| 23 | 4 | GB/T 91 | 销 3.2□ 20 | forelock 3.2×20 | |
| 24 | 4 | 858-0990000 | 铰链座 | Gemel seat | |
| 25 | 4 | GB/T 882 | 销轴 B10□ 130 | Pin B10×130 | |
| 26 | 1 | 858-0920000 | 左透气窗 | Breathability window LH | |
| | | | | | |
| | | | | | |

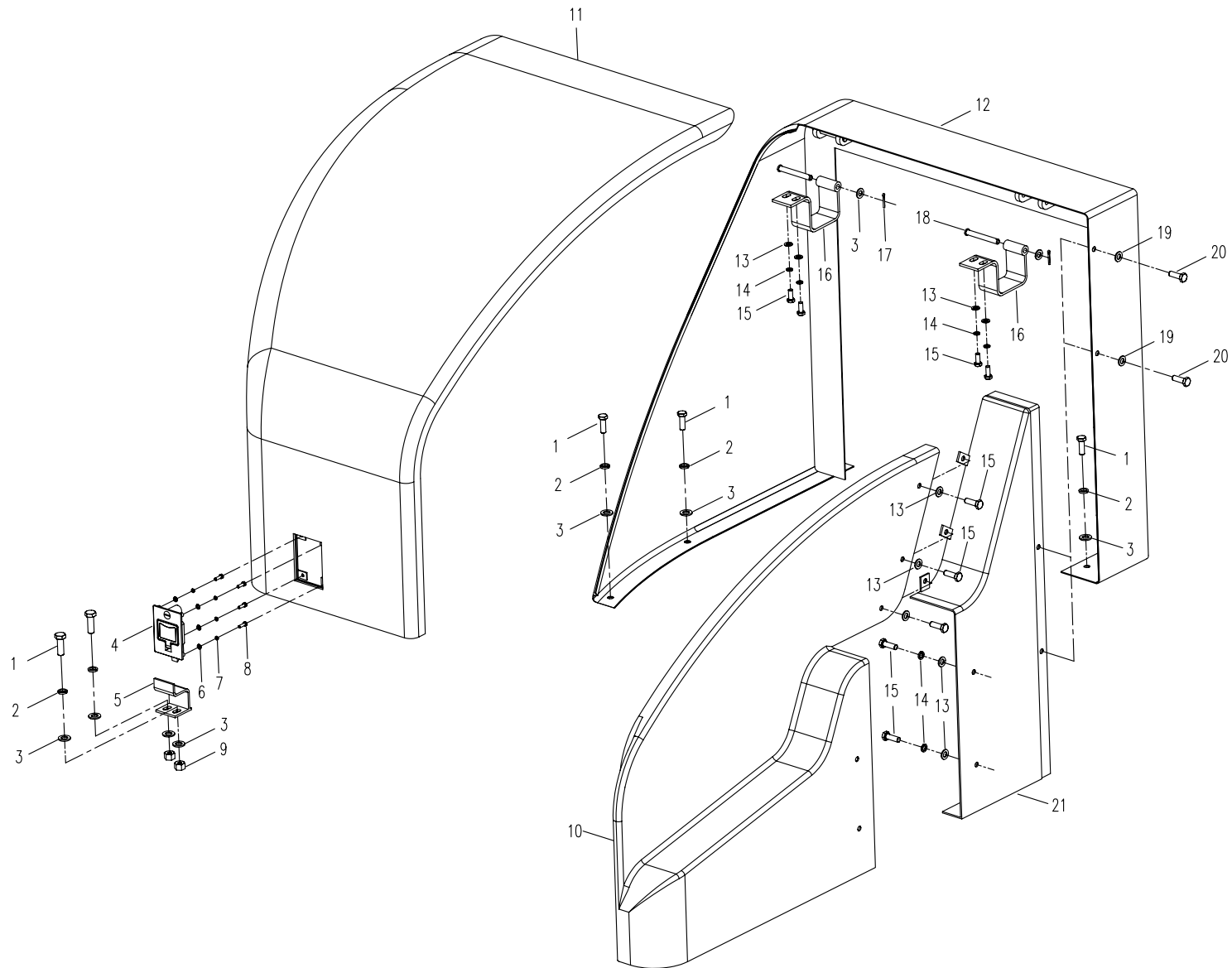
09.1.1 罩框总成1 (适用858, 858A类型) COVER ASSEMBLY 1 (APPLY TO 858,858A TYPE)



09.2.1 罩框总成2 (适用858, 858A类型) COVER ASSEMBLY 2 (APPLY TO 858,858A TYPE)

| 序号 Nb. | 数量 Quantity | 代号 Code | 名称 Description | | 备注 Remark |
|-----------|----------------|--------------|-------------------|------------------|--------------|
| 1 | 6 | GB/T 5783 A | 螺栓M10□ 25 | Bolt M10×25 | |
| 2 | 8 | GB/T 93 | 垫圈 10 | Washer 10 | |
| 3 | 6 | GB/T 97.1 | 垫圈 10 | Washer 10 | |
| 4 | 1 | 830D-1320003 | 锁 | Lock | |
| 5 | 1 | 858-0914000 | 锁扣 | Lock-buckle | |
| 6 | 4 | GB/T 97.1 | 垫圈 5 | Washer 5 | |
| 7 | 4 | GB/T 93 | 垫圈 5 | Washer 5 | |
| 8 | 4 | GB/T 5783 A | 螺栓M5□ 14 | Bolt M5×14 | |
| 9 | 2 | GB/T 6170 | 螺母M10 | Nut M10 | |
| 10 | 1 | 858-0916000 | 前封板 | Front seal-board | |
| 11 | 1 | 858-0911000 | 罩盖 | Cover | |
| 12 | 1 | 858-0913000 | 座体 | The seat body | |
| 13 | 11 | GB/T 97.1 | 垫圈 8 | Washer 8 | |
| 14 | 8 | GB/T 93 | 垫圈 8 | Washer 8 | |
| 15 | 11 | GB/T 5783 A | 螺栓M8□ 20 | Bolt M8×20 | |
| 16 | 2 | 858-0912000 | 铰链 | Gemel | |
| 17 | 2 | GB/T 91 | 销 3.2□ 20 | forelock 3.2×20 | |
| 18 | 2 | GB/T 882 | 销轴 B10□ 80 | Pin B10×80 | |
| 19 | 2 | GB/T 97.1 | 垫圈 6 | Washer 6 | |
| 20 | 2 | GB/T 5783 A | 螺栓M6□ 20 | Bolt M6×20 | |
| 21 | | 858-0915000 | 后封板 | Rear seal-board | |
| | | | | | |
| | | | | | |
| | | | | | |
| | | | | | |
| | | | | | |
| | | | | | |
| | | | | | |
| | | | | | |
| | | | | | |

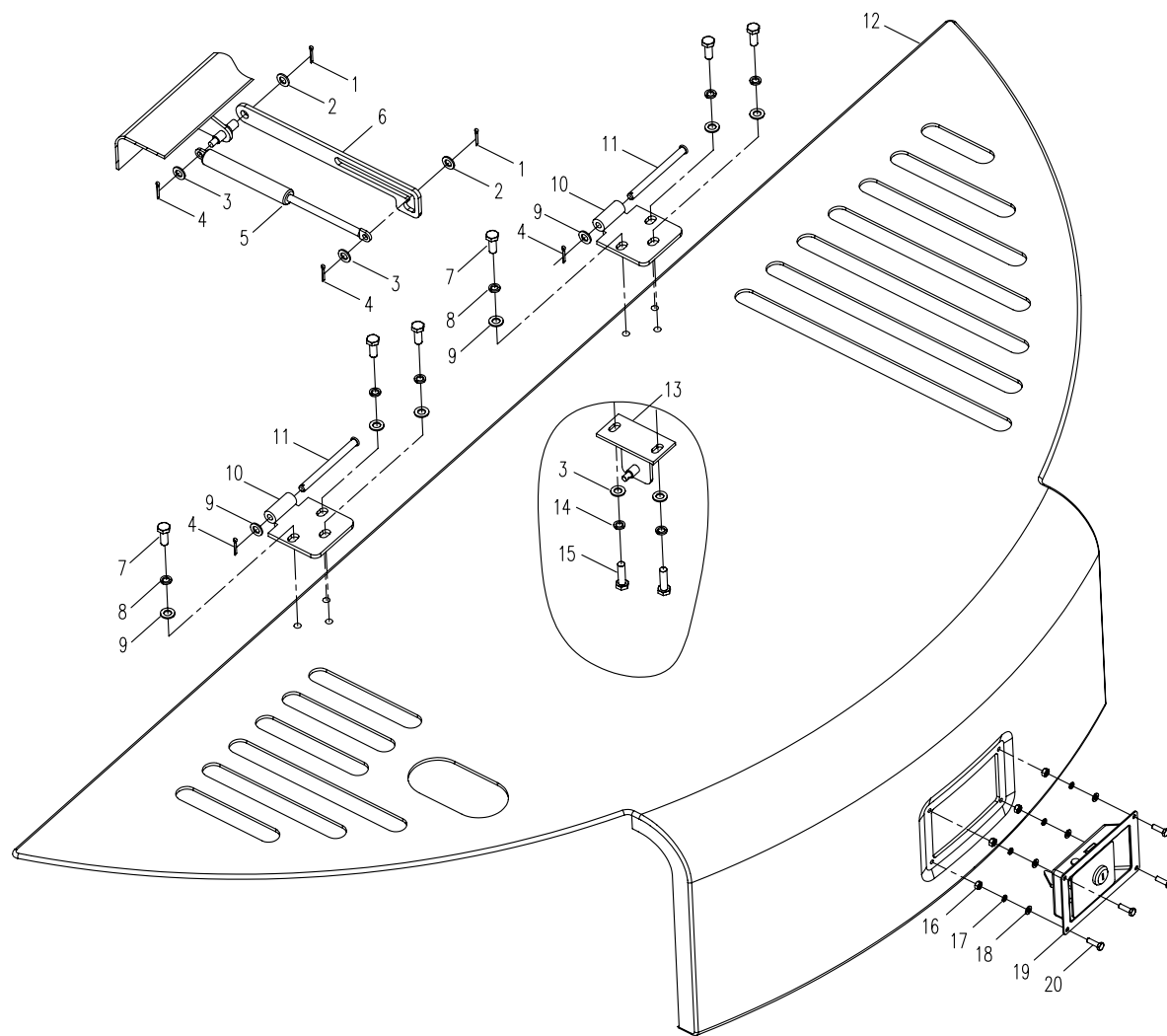
09.2.1 單框总成2 (适用858, 858A类型) COVER ASSEMBLY 2 (APPLY TO 858,858A TYPE)

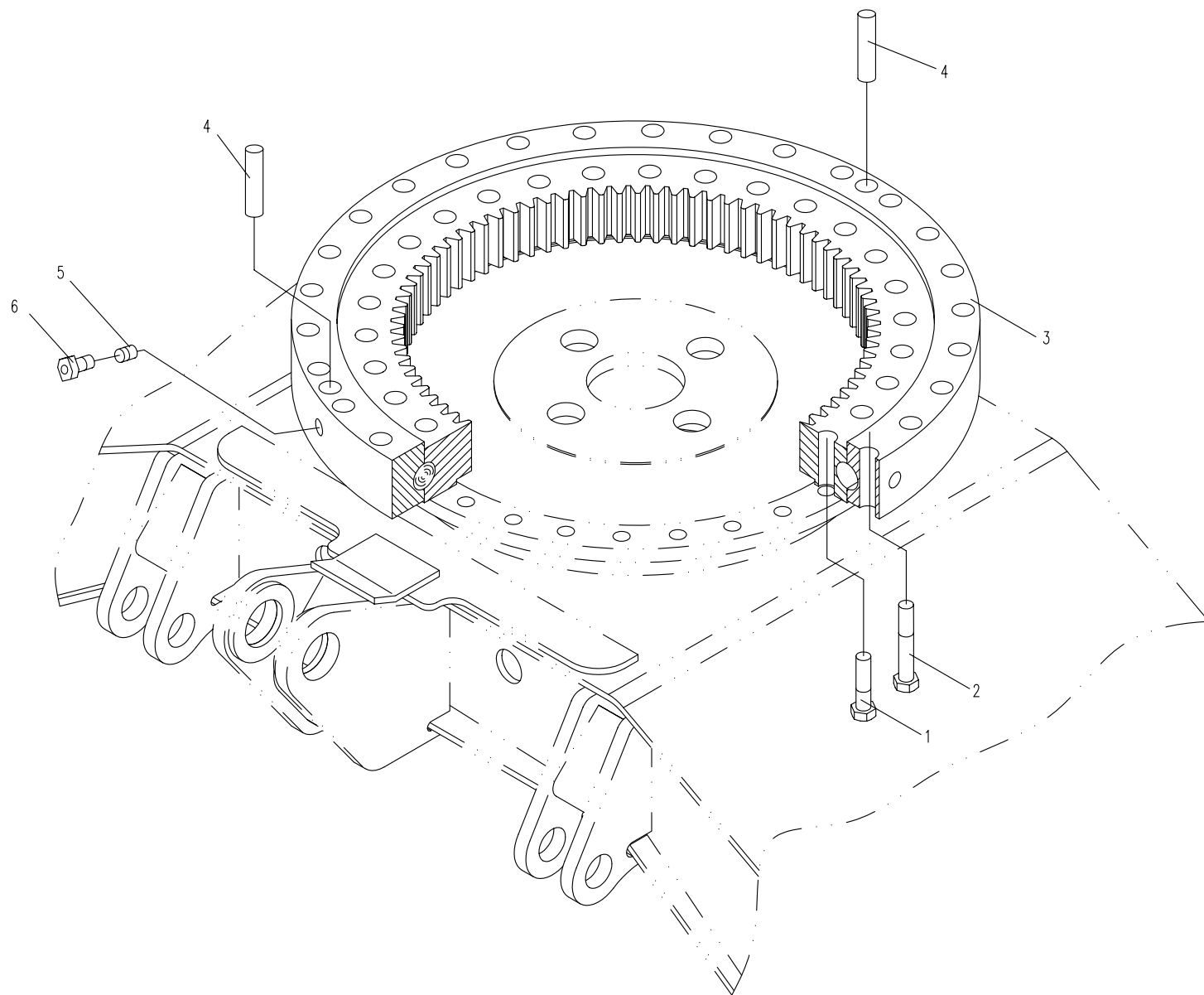


10.1.1 发动机罩（使用858,858A机型）ENGINE HOOD (APPLY TO 858,858A TYPE)

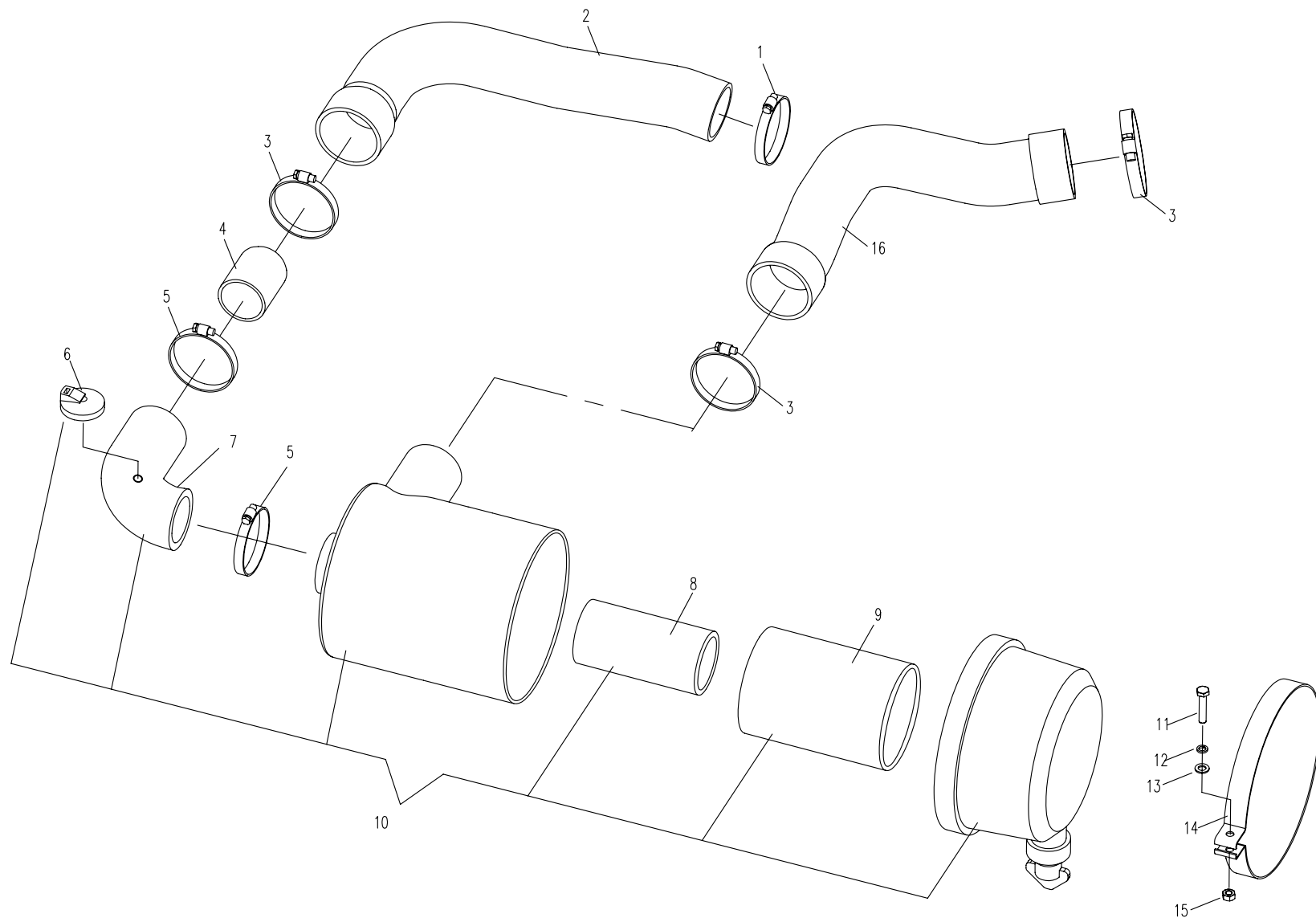
| 序号 Nb. | 数量 Quantity | 代号 Code | 名称 Description | | 备注 Remark |
|-----------|----------------|--------------|-------------------|-----------------|--------------|
| 1 | 2 | GB/T 91 | 销 2.5□ 24 | forelock 2.5×24 | |
| 2 | 2 | GB/T 97.1 | 垫圈 12 | Washer 12 | |
| 3 | 4 | GB/T 97.1 | 垫圈 8 | Washer 8 | |
| 4 | 4 | GB/T 91 | 销 2.5□ 16 | forelock 2.5×16 | |
| 5 | 1 | 830D-1003000 | 气弹簧 | Gas spring | |
| 6 | 1 | 858-1000001 | 支撑杆 | knighthed | |
| 7 | 6 | GB/T 5783 A | 螺栓M10□ 25 | Bolt M10×25 | |
| 8 | 6 | GB/T 93 | 垫圈 10 | Washer 10 | |
| 9 | 8 | GB/T 97.1 | 垫圈 10 | Washer 10 | |
| 10 | 2 | 860-1004000a | 铰链板 | Gemel board | |
| 11 | 2 | 860-1000006a | 销轴 | Pin | |
| 12 | 1 | 858-1010000 | 机罩 | Engine cover | |
| 13 | 1 | 858-1020000 | 支撑座 | Support seat | |
| 14 | 2 | GB/T 93 | 垫圈 8 | Washer 8 | |
| 15 | 2 | GB/T 5783 A | 螺栓M8□ 16 | Bolt M8×16 | |
| 16 | 4 | GB/T 6170 | 螺母M6 | Nut M6 | |
| 17 | 4 | GB/T 93 | 垫圈 6 | Washer 6 | |
| 18 | 4 | GB/T 97.1 | 垫圈 6 | Washer 6 | |
| 19 | 1 | 870-1001600 | 侧门锁 | Lock-side | |
| 20 | 4 | GB/T 5783 A | 螺栓M6□ 25 | Bolt M6×25 | |
| | | | | | |
| | | | | | |
| | | | | | |
| | | | | | |
| | | | | | |
| | | | | | |
| | | | | | |
| | | | | | |
| | | | | | |

10.1.1 发动机罩 (使用858,858A机型) ENGINE HOOD (APPLY TO 858,858A TYPE)





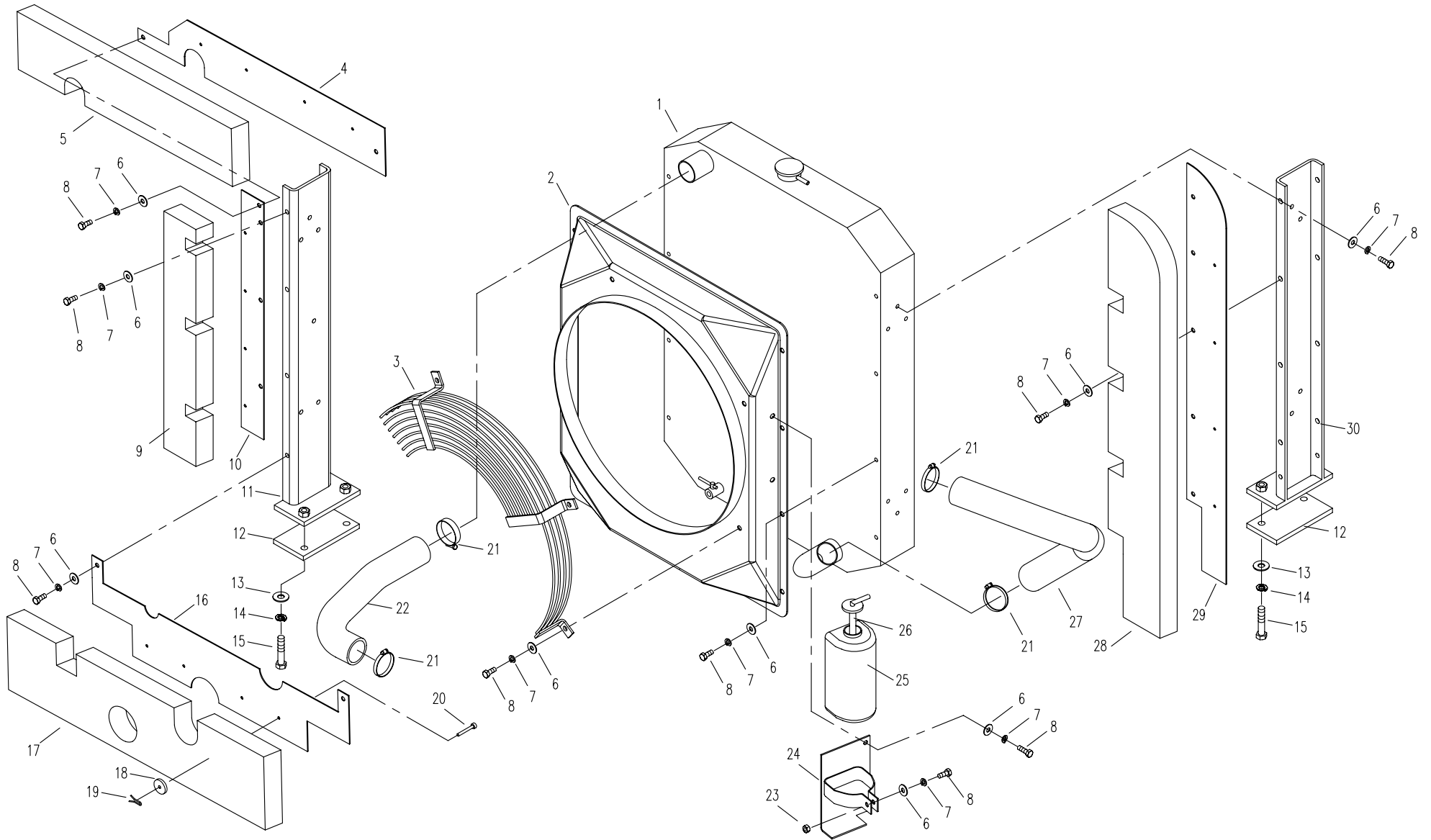
12.1.1 进气系统(适用858机型) INLET AIR SYSTEM (APPLY TO 858 TYPE)



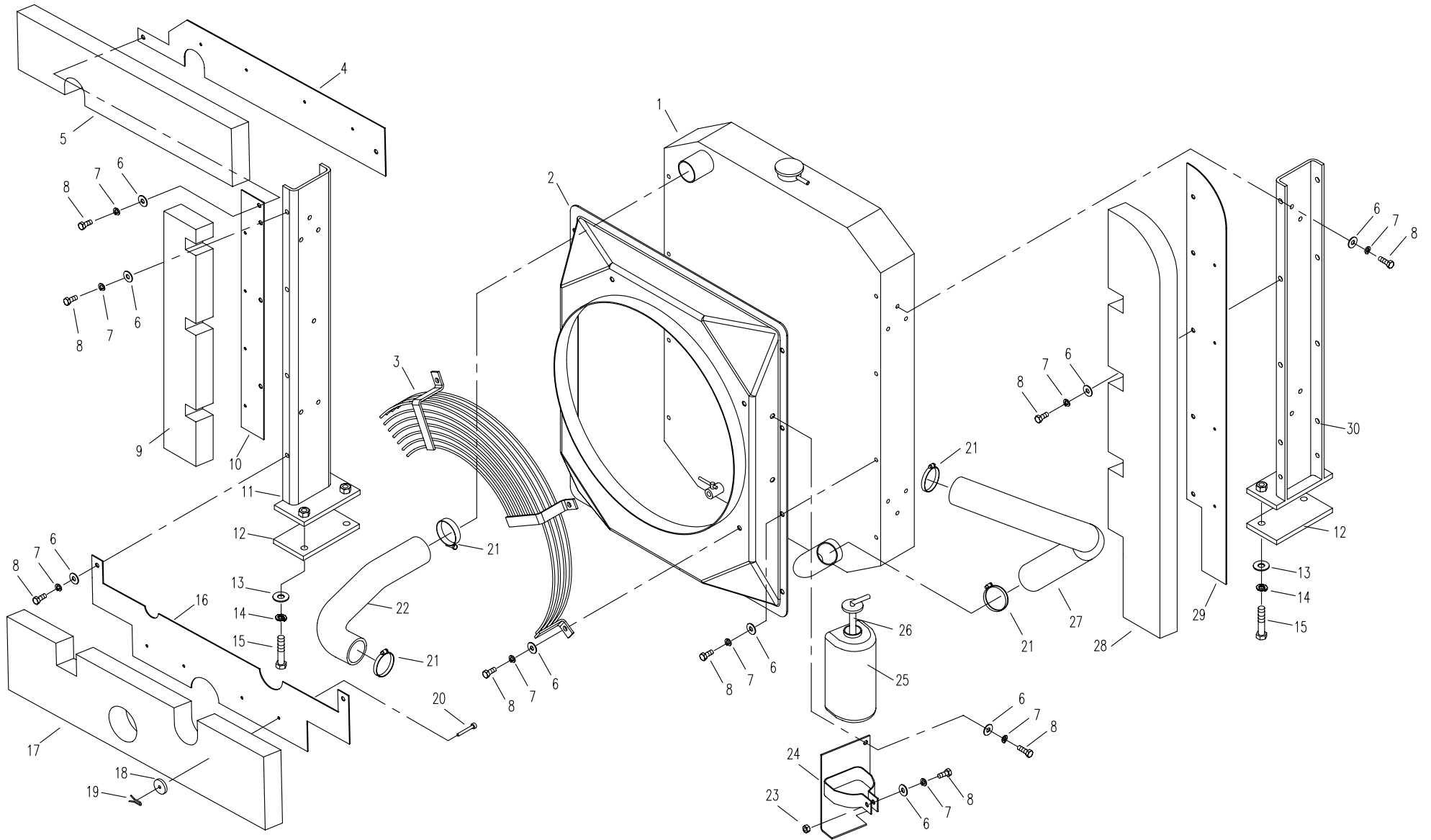
12.2.1 冷却系统 (适用858机型)COLLING SYSTEM (APPLY TO 858 TYPE)

| 序号 Nb. | 数量 Quantity | 代号 Code | 名称 Description | | 备注 Remark |
|-----------|----------------|-------------|-------------------|------------------------------|--------------|
| 1 | 1 | 858-1202400 | 水散热器 | Radiator | |
| 2 | 1 | 858-1202200 | 导风罩 | Fan guide | |
| 3 | 1 | 858-1202300 | 护网 | Screen | |
| 4 | 1 | 858-1202007 | 上隔热板 | Upper heat-insulation plate | |
| 5 | 1 | 858-1202008 | 上隔热垫 | Upper heat-insulation spacer | |
| 6 | 22 | GB/T 97.1 | 垫圈 8 | Washer 8 | |
| 7 | 22 | GB/T 93 | 垫圈 8 | Washer 8 | |
| 8 | 22 | GB/T 5783A | 螺栓 M8x25 | Bolt M8x25 | |
| 9 | 1 | 858-1202004 | 左隔热垫 | Left heat-insulation spacer | |
| 10 | 1 | 858-1202005 | 左隔热板 | Left heat-insulation plate | |
| 11 | 1 | 858-1202100 | 散热器左支架 | Radiator left bracket | |
| 12 | 2 | 858-1202002 | 胶垫 | Rubber spacer | |
| 13 | 4 | GB/T 97.1 | 垫圈 12 | Washer 12 | |
| 14 | 4 | GB/T 93 | 垫圈 12 | Washer 12 | |
| 15 | 4 | GB/T 5783A | 螺栓 M12x40 | Bolt M12x40 | |
| 16 | 1 | 858-1202003 | 下热隔板 | Lower heat-insulation plate | |
| 17 | 1 | 858-1202001 | 下隔热垫 | Lower heat-insulation spacer | |
| 18 | 16 | 830-1201013 | 垫片 | Washer | |
| 19 | 16 | GB/T 91 | 开口销 2x16 | Cotter pin 2x16 | |
| 20 | 16 | 830-1201012 | 销 | Pin | |
| 21 | 4 | JB/ZQ3777 | 喉箍 44 ~ 64 | Hoop 13 ~ 19 | |
| 22 | 1 | 858-1202006 | 上水管 | Upper water pipe | |
| 23 | 1 | GB/T 6170 | 螺母 M8 | Nut M8 | |
| 24 | 1 | 860-1202600 | 支架 | Bracket | |
| 25 | 1 | 830-1201015 | 平衡罐 | Balancing container | |
| 26 | 1 | 830-1201014 | 胶管 | Rubber pipe | |
| 27 | 1 | 858-1202012 | 下水管 | Lower water pipe | |
| 28 | 1 | 858-1202011 | 右隔热垫 | Right heat-insulation spacer | |

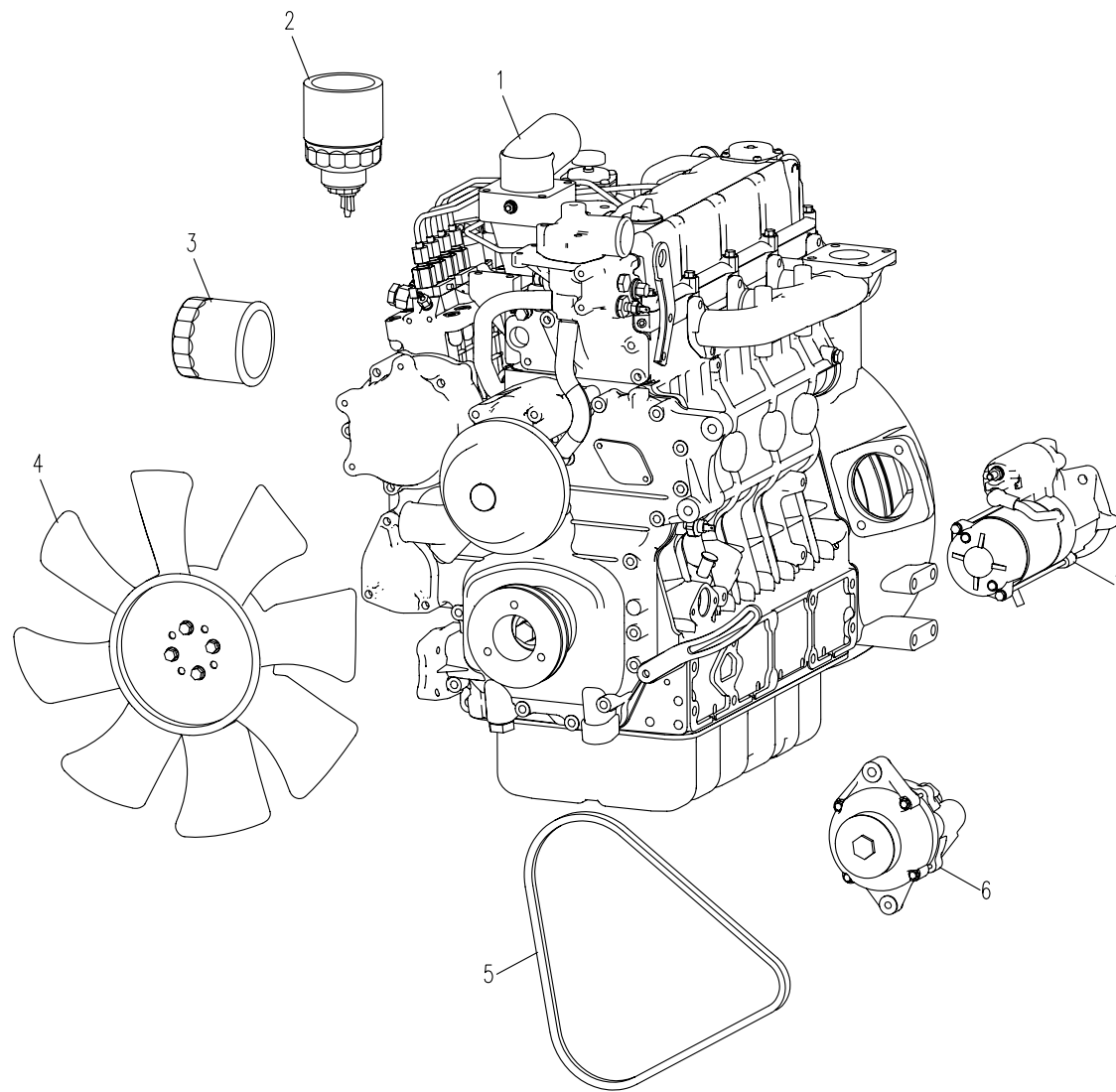
12.2.1 冷却系统 (适用858机型) COLLING SYSTEM (APPLY TO 858 TYPE)



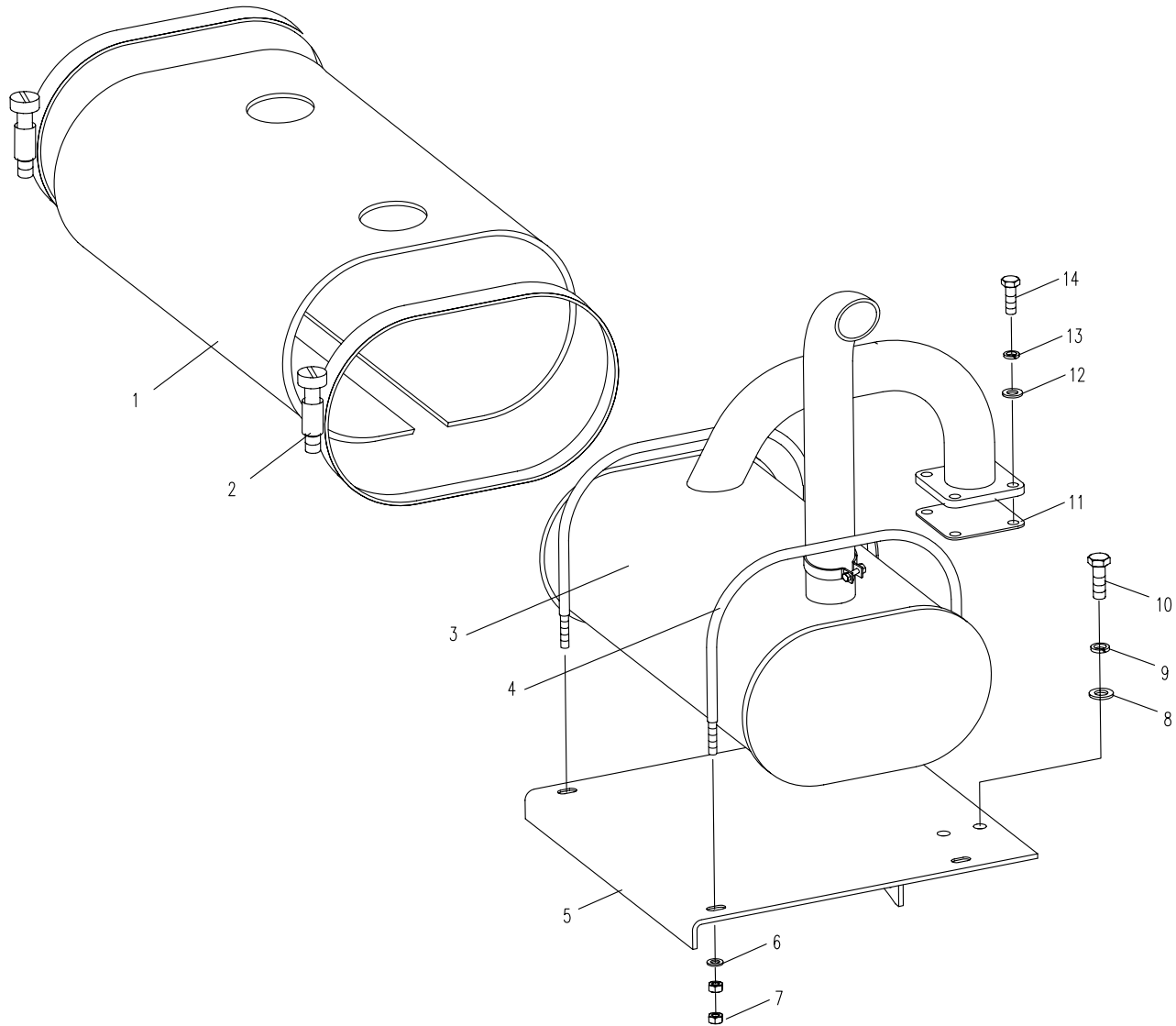
12.2.1 冷却系统 (适用858机型) COLLING SYSTEM (APPLY TO 858 TYPE)



12.3.1 发动机备件 (适用858机型) ENGINE SPARE PART (APPLY TO 858 TYPE)



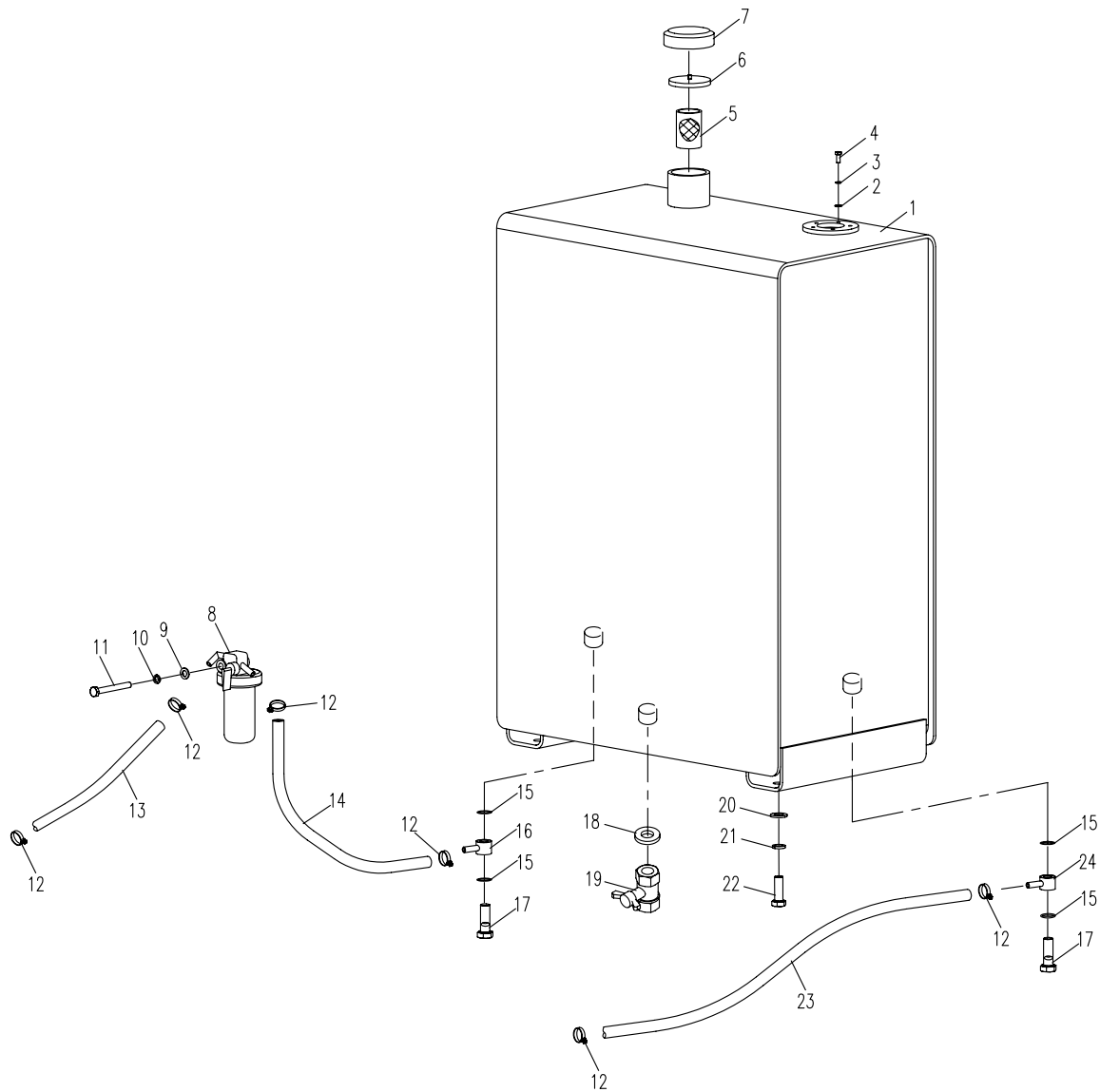
12.4.1 排气系统 (适用858机型) EXHAUST SYSTEM (APPLY TO 858 TYPE)



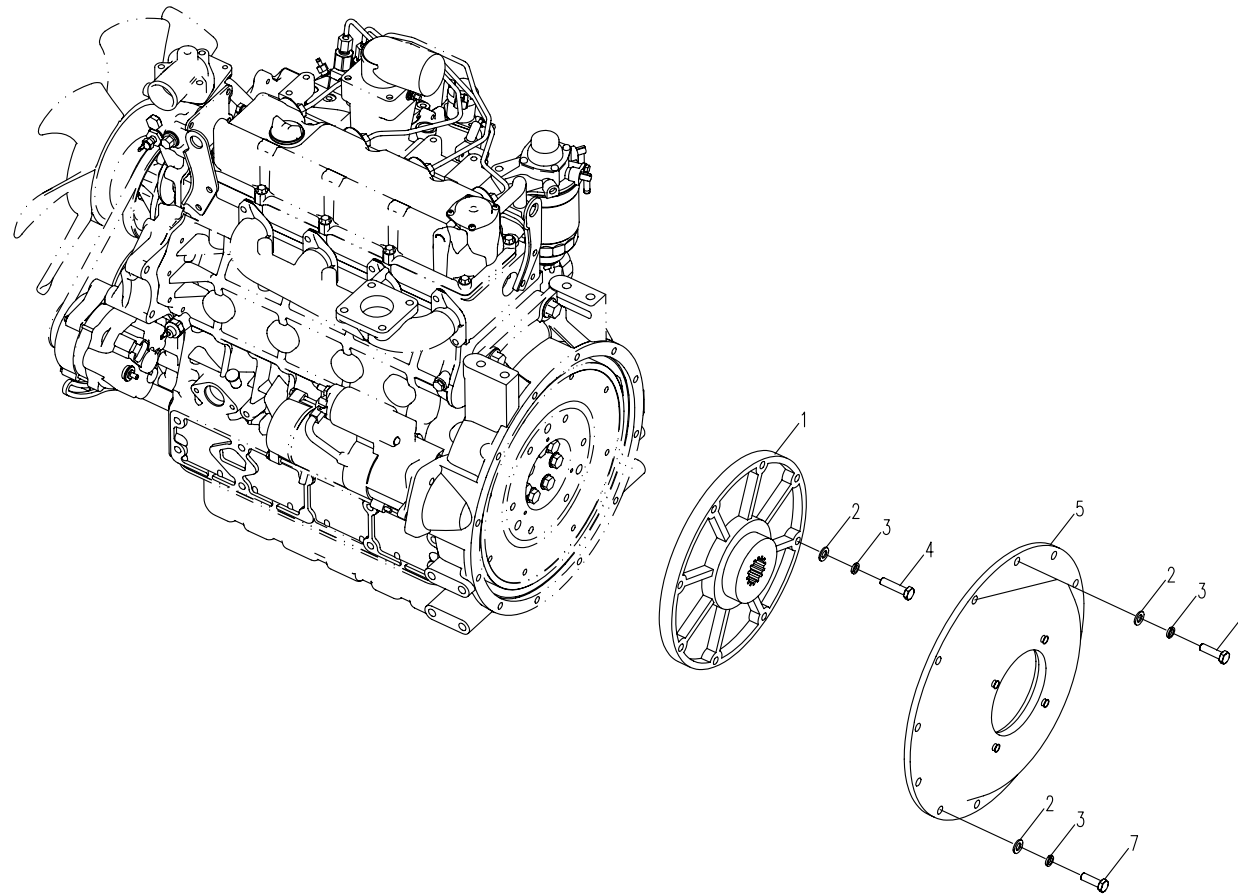
12.5.1 燃油系统 (适用858机型) FUEL SYSTEM (APPLY TO 858 TYPE)

| 序号 Nb. | 数量 Quantity | 代号 Code | 名称 Description | | 备注 Remark |
|-----------|----------------|----------------|-------------------|-----------------------|--------------------|
| 1 | 1 | 858-1205100 | 油箱体 | Fuel tank | |
| 2 | 5 | GB/T97.1 | 垫圈 5 | Washer 5 | |
| 3 | 5 | GB/T93 | 垫圈 5 | Washer 5 | |
| 4 | 5 | GB/T 5783A | 螺栓 M5x12 | Bolt M5x12 | |
| 5 | 1 | 801-1205400 | 滤网 | Filter sieve | |
| 6 | 1 | 801-1205300 | 燃油箱补气阀 | Air-filling valve | |
| 7 | 1 | 801-1205002 | 注油口盖 | Fuel-filling cap | |
| 8 | 1 | 858-1203000-01 | 沉淀杯 | Sedimentor assy | KUBOTA 15831-43353 |
| 9 | 1 | GB/T97.1 | 垫圈 8 | Washer 8 | |
| 10 | 1 | GB/T93 | 垫圈 8 | Washer 8 | |
| 11 | 1 | GB/T5782A | 螺栓 M8x70 | Bolt M8x70 | |
| 12 | 6 | JB/ZQ 3777 | 喉箍 13~ 19 | Hoop 13 ~ 19 | |
| 13 | 1 | 858-1205001 | 供油管 □ | Fuel-inlet pipe □ | |
| 14 | 1 | 858-1205002 | 供油管 □ | Fuel-inlet pipe □ | |
| 15 | 4 | 820-8500002 | 密封垫 | Seal ring | |
| 16 | 1 | 830D-0501008 | 出油接管 | Fuel-out joint pipe | |
| 17 | 2 | 820-8500001 | 铰接螺栓 | Joint bolt | |
| 18 | 1 | 860-1205005 | 胶垫圈 | Rubber washer | |
| 19 | 1 | 860-1205600 | 放油阀 | Put fuel valve | |
| 20 | 4 | GB/T 97.1 | 垫圈 12 | Washer 12 | |
| 21 | 4 | GB/T 93 | 垫圈 12 | Washer 12 | |
| 22 | 4 | GB/T 5783A | 螺栓 M12x35 | Bolt M12x35 | |
| 23 | 1 | 858-1205003 | 回油管 | Fuel return pipe | |
| 24 | 1 | 830D-0501009 | 泄油接管 | Fuel-inlet joint pipe | |
| | | | | | |
| | | | | | |
| | | | | | |

12.5.1 燃油系统 (适用858机型) FUEL SYSTEM (APPLY TO 858 TYPE)



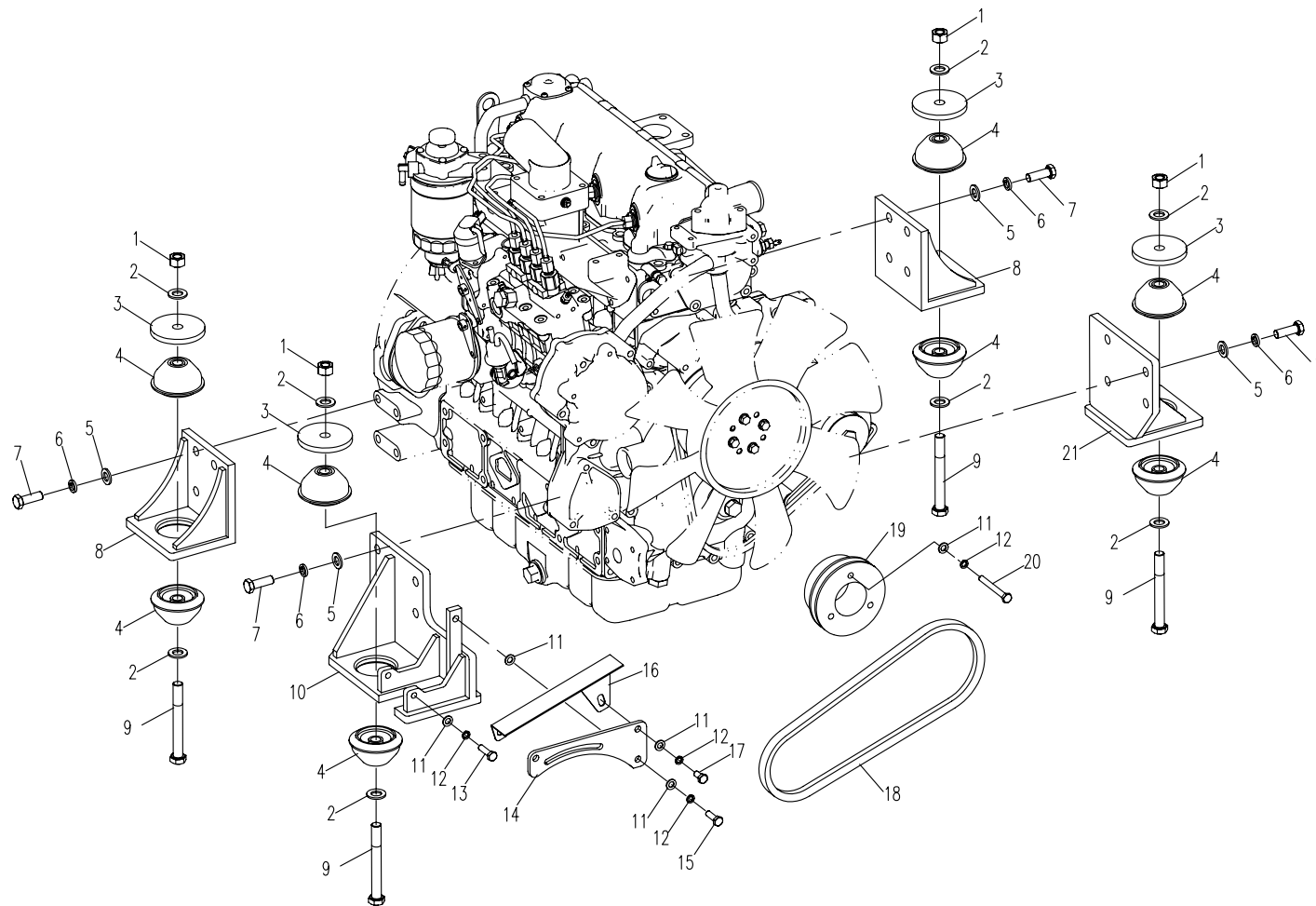
12.6.1 动力输出系统 (适用858机型) POWER OUTPUT SYSTEM (APPLY TO 858 TYPE)



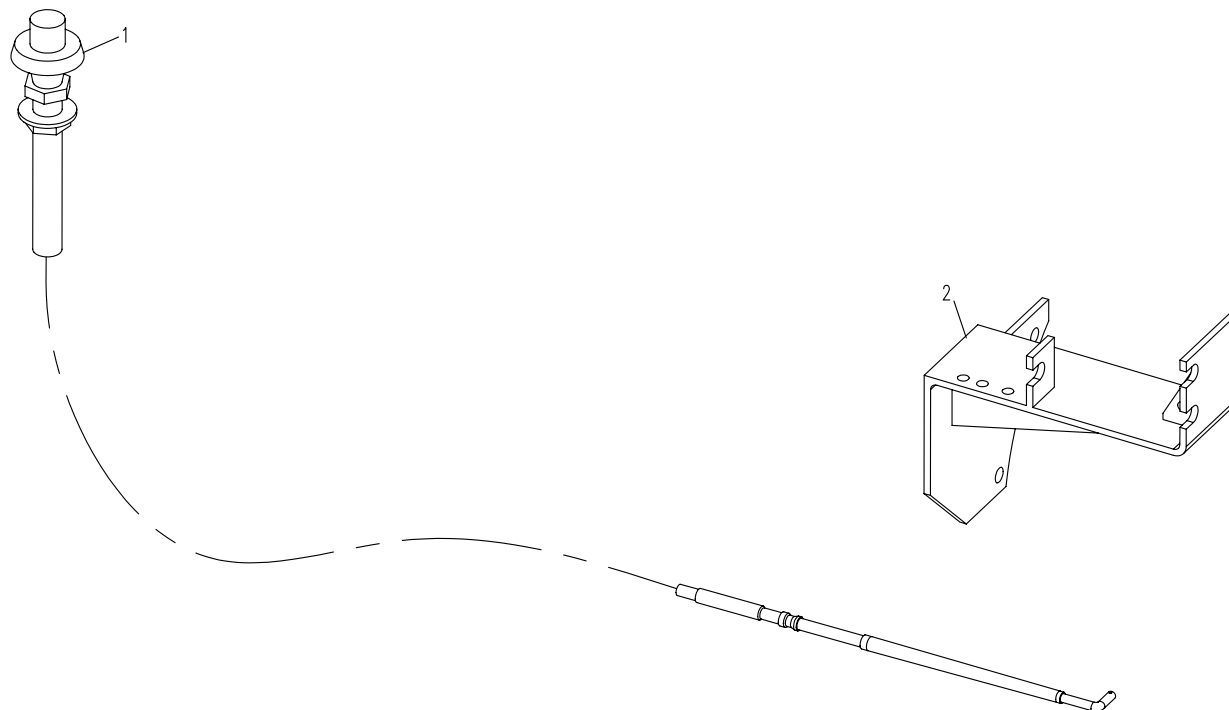
12.7.1 支承系 (适用858机型) SUPPORT SYSTEM (APPLY TO 858 TYPE)

| 序号 Nb. | 数量 Quantity | 代号 Code | 名称 Description | | 备注 Remark |
|-----------|----------------|-------------|-------------------|----------------------|--------------|
| 1 | 4 | GB/T 889.1 | 螺母M14 | Nut M14 | |
| 2 | 8 | GB/T97.1 | 垫圈 14 | Washer 14 | |
| 3 | 4 | 865-1209001 | 圆垫板 | Washer | |
| 4 | 8 | 865-1209100 | 减振器 | Shock absorber | |
| 5 | 16 | GB/T97.1 | 垫圈 12 | Washer 12 | |
| 6 | 16 | GB/T93 | 垫圈 12 | Washer 12 | |
| 7 | 16 | GB/T 5783A | 螺栓M12x1.25x35 | Bolt M12x1.25x35 | |
| 8 | 2 | 858-1209100 | 后支架 | Back bracket | |
| 9 | 4 | GB/T 5782A | 螺栓M14x120 | Bolt M14x120 | |
| 10 | 1 | 858-1208100 | 右前支架 | Front right bracket | |
| 11 | 9 | GB/T 97.1 | 垫圈 8 | Washer 8 | |
| 12 | 9 | GB/T 93 | 垫圈 8 | Washer 8 | |
| 13 | 2 | GB/T 5783A | 螺栓M8x40 | Bolt M8x40 | |
| 14 | 1 | 858-1212100 | 调节板组件 | Adjust block | |
| 15 | 2 | GB/T 5783A | 螺栓M8x25 | Bolt M8x25 | |
| 16 | 1 | 858-1212001 | 皮带护板 | Belt protected block | |
| 17 | 2 | GB/T 5783A | 螺栓M8x16 | Bolt M8x16 | |
| 18 | 1 | | 空调皮带 | Compressor belt | |
| 19 | 1 | 858-1212002 | 附加皮带轮 | Belt wheel | |
| 20 | 3 | GB/T 5782A | 螺栓M8x70 | Bolt M8x70 | |
| 21 | 1 | 858-1207100 | 左前支架 | Front left bracket | |
| | | | | | |
| | | | | | |
| | | | | | |
| | | | | | |
| | | | | | |
| | | | | | |
| | | | | | |
| | | | | | |
| | | | | | |

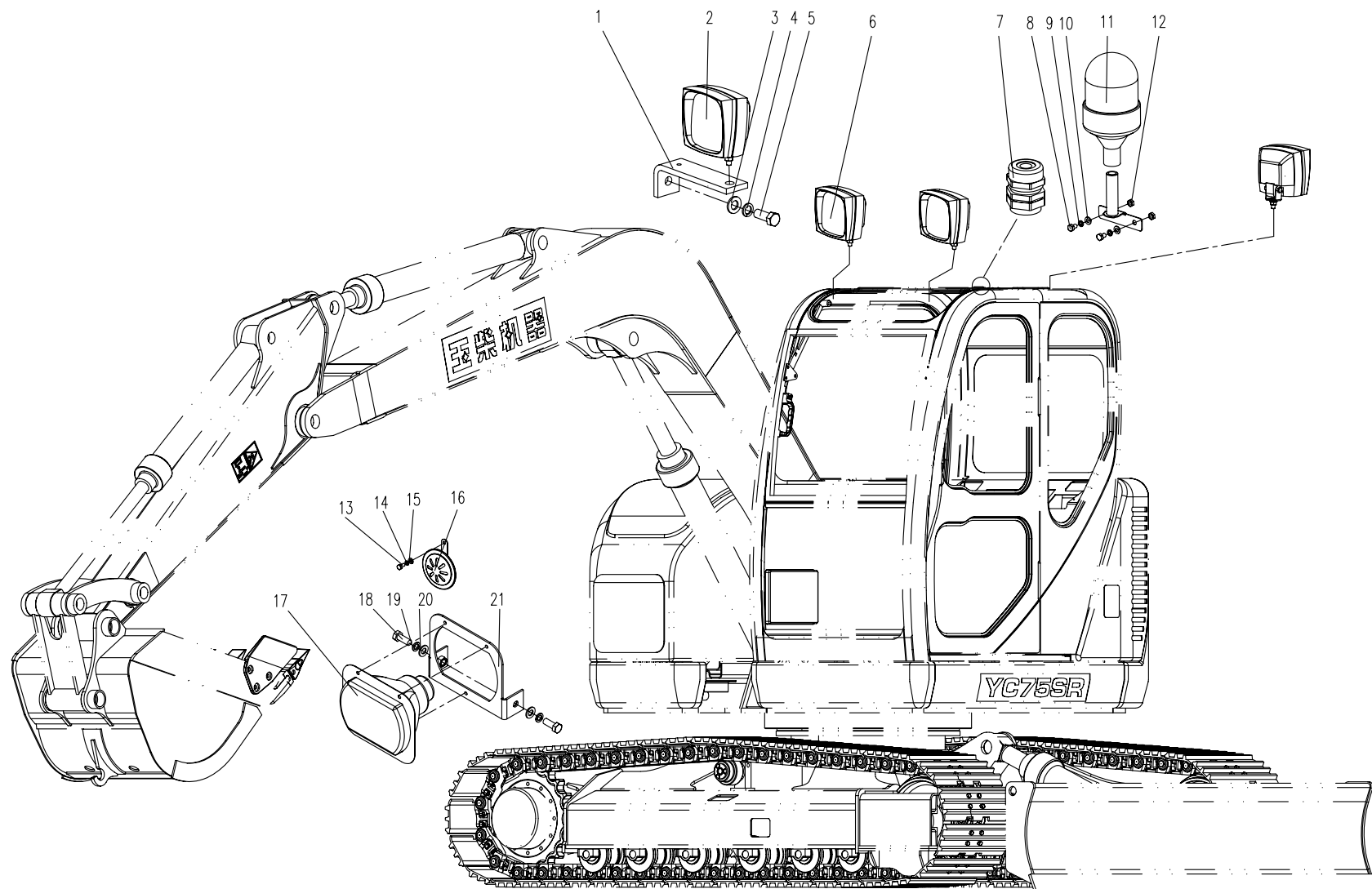
12.7.1 支承系 (适用858机型) SUPPORT SYSTEM (APPLY TO 858 TYPE)



12.8.1 油门操纵系 (适用858机型) FUEL CONTROL SYSTEM (APPLY TO 858 TYPE)



13.1.1 电气系统 电气总装(适用858机型) ELECTRICAL SYSTEM ELECTRICAL ASSEMBLY I (APPLY TO 858 TYPE)



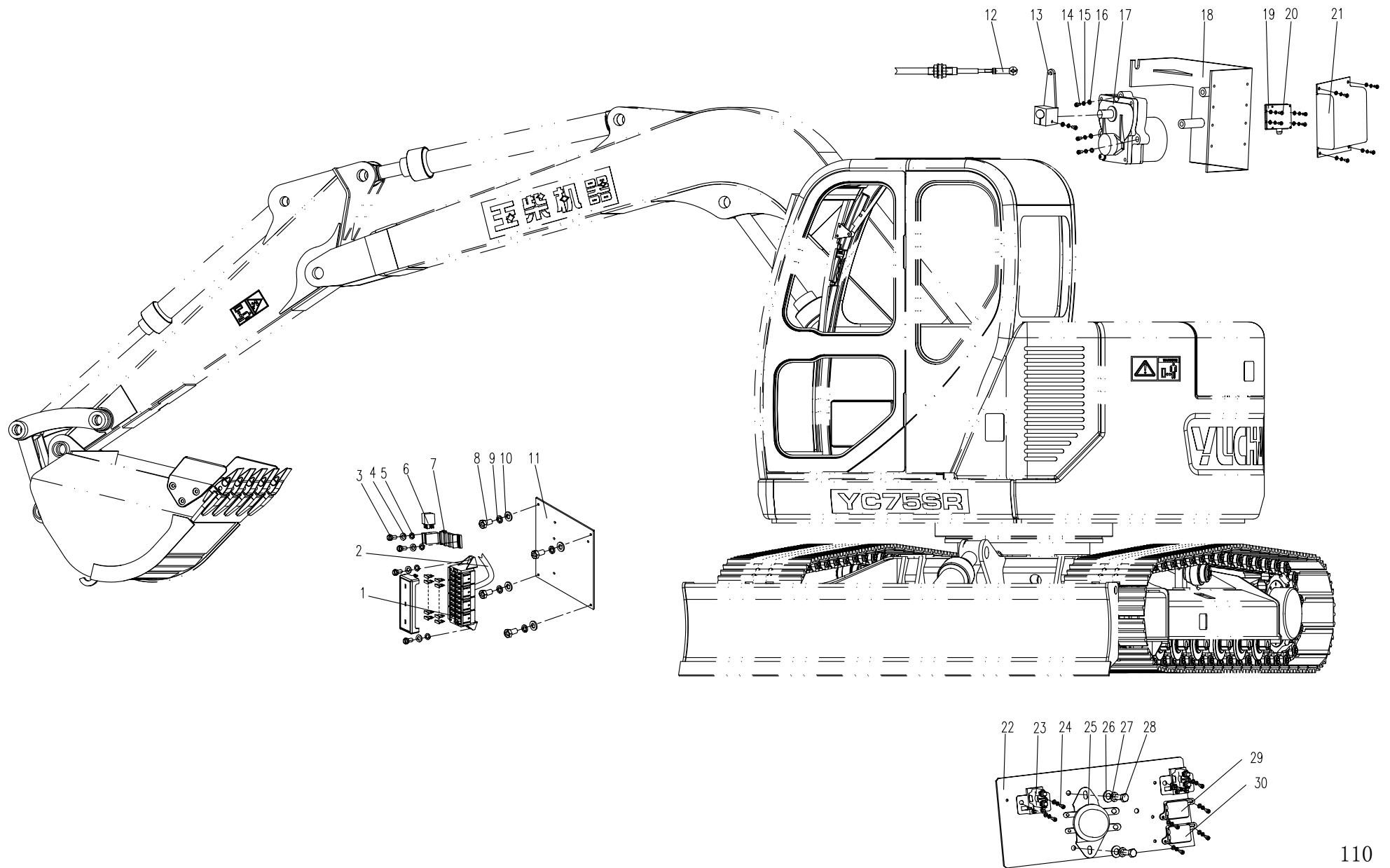
13.2.1 电气系统 电气总装II(适用858机型) ELECTRICAL SYSTEM ELECTRICAL ASSEMBLY II(APPLY TO 858 TYPE)

| 序号 Nb. | 数量 Quantity | 代号 Code | 名称 Description | | 备注 Remark |
|-----------|----------------|--------------|-------------------|------------------------------|--------------|
| 1 | 1 | 858-1300210 | 十四路熔断器总成 | Fourteen place fuse assembly | |
| 2 | 1 | 858-1300220 | 熔断器线束 | Wiring harness | |
| 3 | 4 | GB/T 65 | 开槽圆柱头螺钉 M5X12 | Bolt M5X12 | 8.8-Zn.D |
| 4 | 16 | GB/T 97.1 | 垫圈 5 | Washer 5 | Zn.D |
| 5 | 16 | GB/T 93 | 垫圈 5 | Washer 5 | Zn.D |
| 6 | 4 | T0404-02412 | 通用继电器 | Relay | |
| 7 | 1 | T0416-04001 | 继电器座架 | Bracket for Relay | |
| 8 | 5 | GB/T70 | 内六角螺钉 M6X20 | Bolt M6X20 | 8.8-Zn.D |
| 9 | 10 | GB/T 97.1 | 垫圈 6 | Washer 6 | Zn.D |
| 10 | 10 | GB/T 93 | 垫圈 6 | Washer 6 | Zn.D |
| 11 | 1 | 858-1300230 | 继电器安装板 | Bracket | |
| 12 | 1 | 858-1300020 | 油门推拉轴 | Accelerator shaft | |
| 13 | 1 | 885-1330010 | 拉臂 | Pull arm | |
| 14 | 4 | GB/T 70 | 内六角螺钉 M10X50 | Bolt M10X50 | 8.8-Zn.D |
| 15 | 4 | GB/T 97.1 | 垫圈 10 | Washer 10 | Zn.D |
| 16 | 4 | GB/T 93 | 垫圈 10 | Washer 10 | Zn.D |
| 17 | 1 | T0412-06132 | 油门马达 | Motor | |
| 18 | 1 | 858-1320200 | 支架 | Bracket | |
| 19 | 1 | T0412-05111 | 步进电机驱动器 | Motor drivers | |
| 20 | 12 | GB/T 818 | 十字槽盘头螺钉 M5X12 | Bolt M5X12 | Zn.D |
| 21 | 1 | 860J-1320100 | 保护罩 | Hull for protecting | |
| 22 | 1 | 858-1300101 | 安装板 | Bracket | |
| 23 | 2 | T0404-01211 | 起动继电器 | Relay for startup | |
| 24 | 4 | GB/T 818 | 十字槽盘头螺钉 M6X12 | Bolt M6X12 | Zn.D |
| 25 | 1 | T0401-01112 | 电磁式电源总开关 | Main switch | |
| 26 | 6 | GB/T 97.1 | 垫圈 10 | Washer 10 | Zn.D |
| 27 | 6 | GB/T 93 | 垫圈 10 | Washer 10 | Zn.D |
| 28 | 6 | GB/T 5783A | 螺栓 M10X20 | Bolt M10X20 | 8.8-Zn.D |

13.2.1

电气系统 电气总装II(适用858机型)

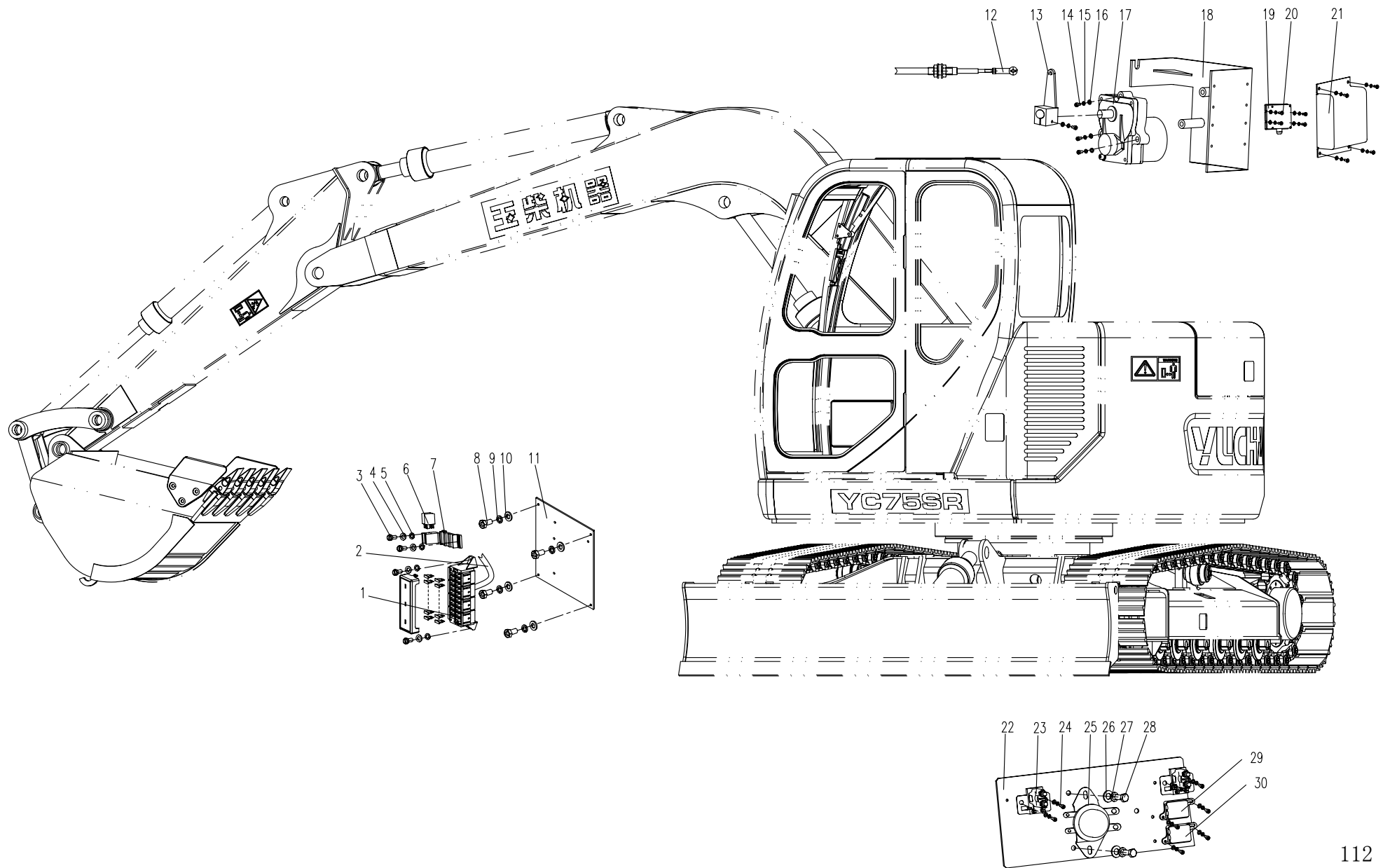
ELECTRICAL SYSTEM ELECTRICAL ASSEMBLY II(APPLY TO 858 TYPE)



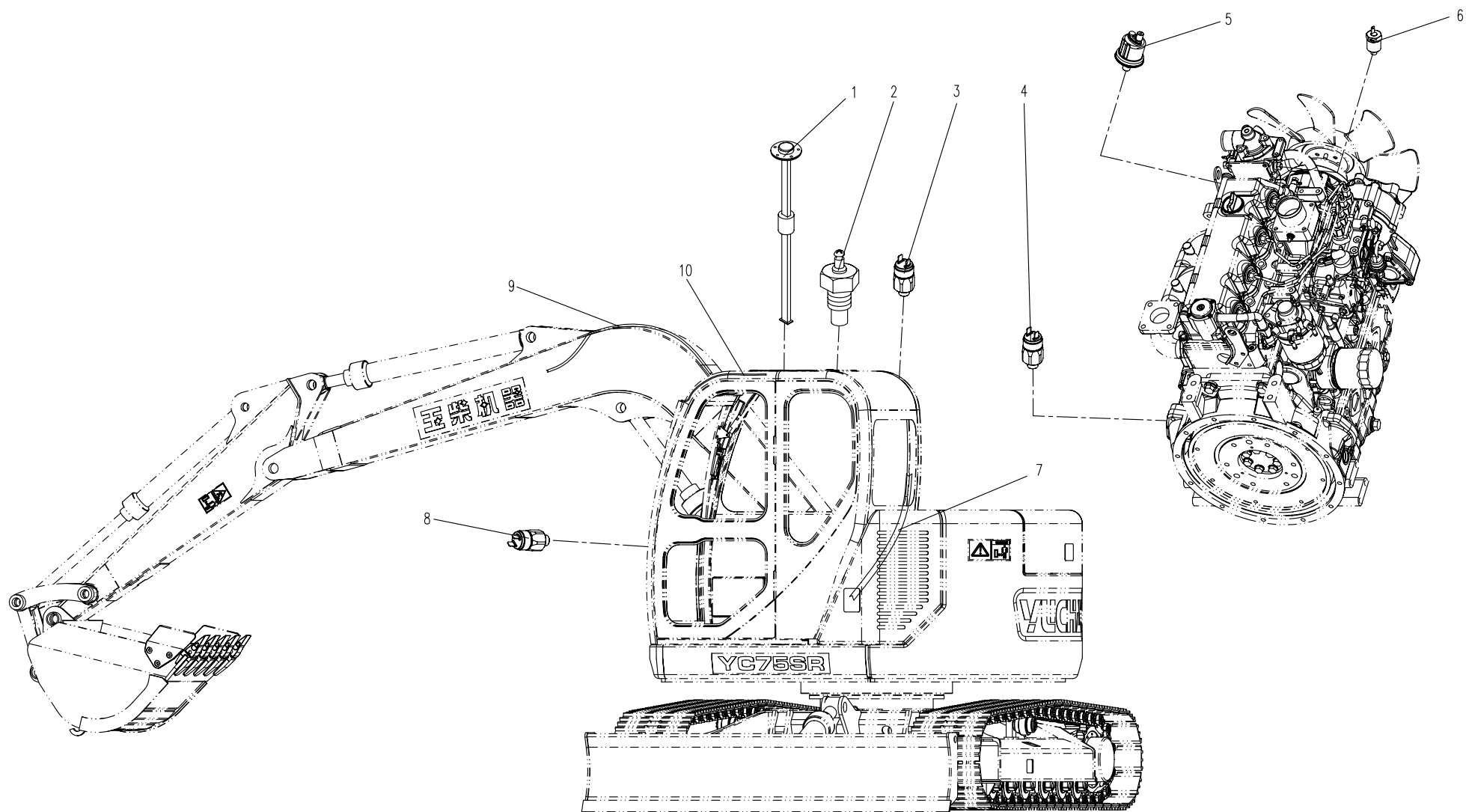
13.2.1

电气系统 电气总装II(适用858机型)

ELECTRICAL SYSTEM ELECTRICAL ASSEMBLY II(APPLY TO 858 TYPE)



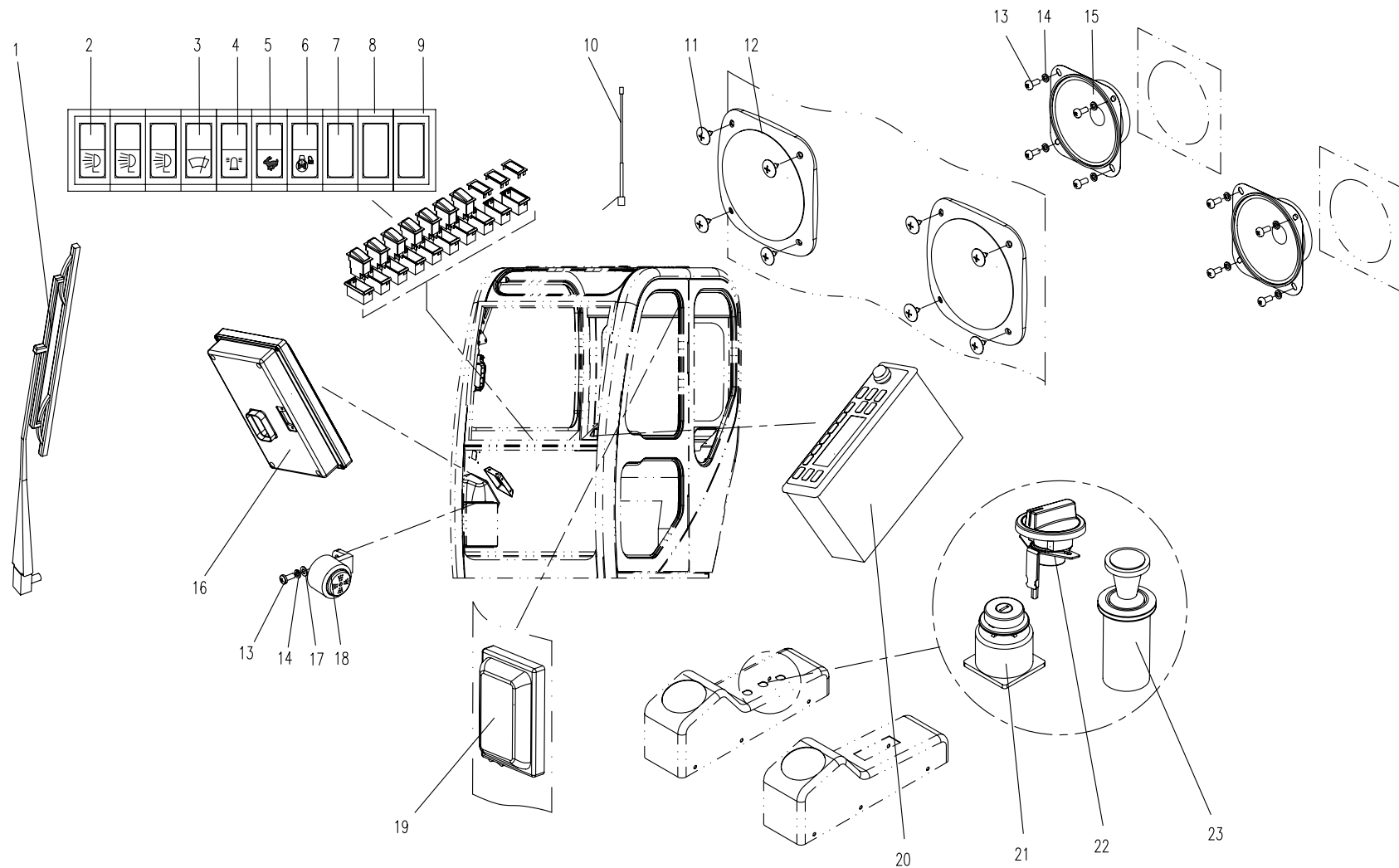
13.3.1 电气系统 电气总装III(适用858机型) ELECTRICAL SYSTEM ELECTRICAL ASSEMBLY III(APPLY TO 858 TYPE)



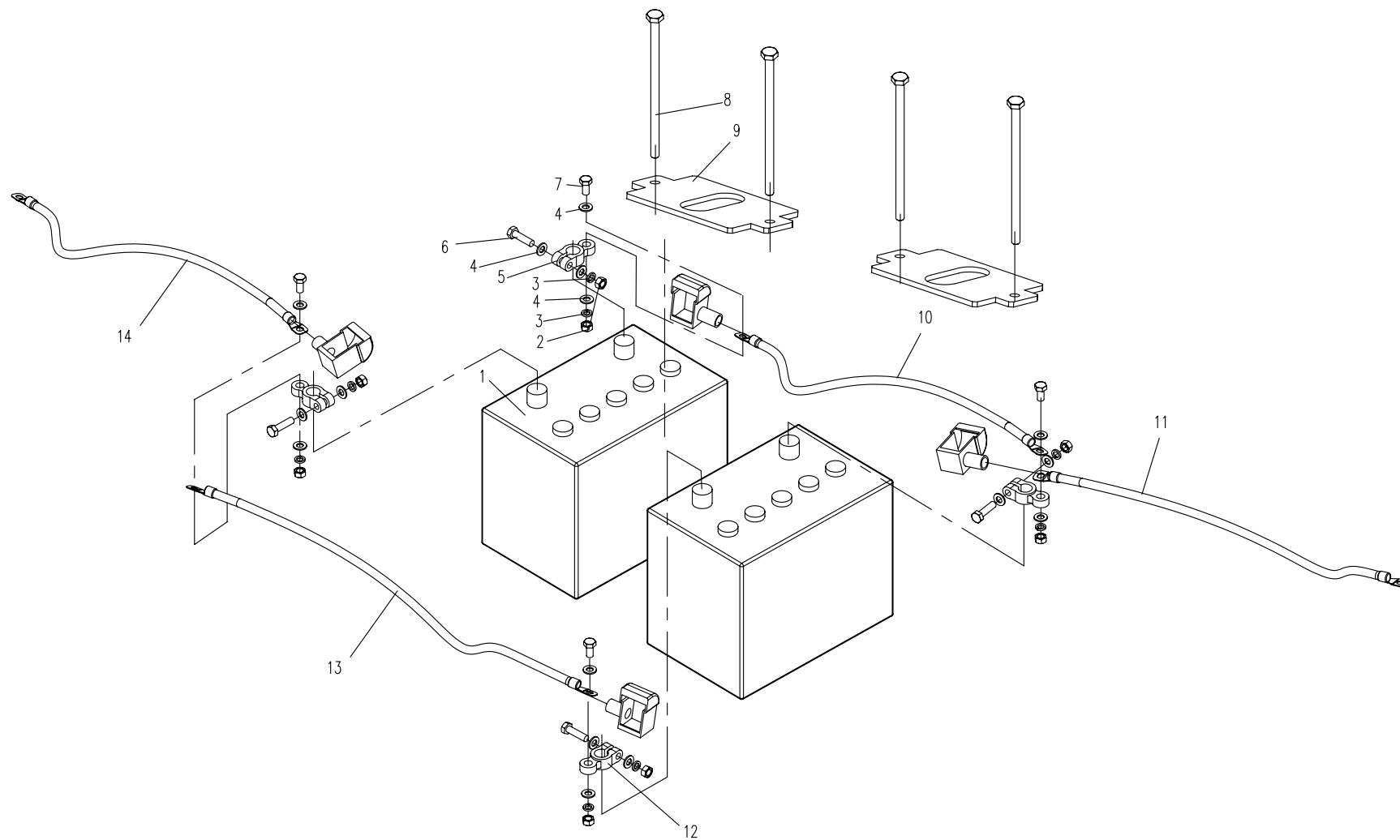
13.4.1 电气系统 电气总装IV(适用858机型) ELECTRICAL SYSTEM ELECTRICAL ASSEMBLY IV (APPLY TO 858 TYPE)

| 序号 Nb. | 数量 Quantity | 代号 Code | 名称 Description | | 备注 Remark |
|-----------|----------------|-------------|-------------------|-----------------------|--------------|
| 1 | 1 | T0406-02111 | 雨刮器 | Wiper | |
| 2 | 3 | T0401-03201 | 工作灯开关 | Work lamp switch | |
| 3 | 1 | T0401-03202 | 雨刮开关 | Wiper switch | |
| 4 | 1 | T0401-03205 | 警示灯开关 | Alarm lamp switch | |
| 5 | 1 | T0401-03210 | 高速行驶开关 | High speed switch | |
| 6 | 1 | T0401-03213 | 回转使能开关 | Slewing switch | |
| 7 | 3 | T0401-03303 | 盖板 | Cover | |
| 8 | 8 | T0401-03302 | 中间单框架 | Middle single frame | |
| 9 | 2 | T0401-03301 | 侧边单框架 | Side single frame | |
| 10 | 1 | T0409-02101 | 收音机天线 | Antenna | |
| 11 | 8 | GB/T845 | 自攻螺钉 ST4.8X13-C-H | Bolt ST4.8X1.3-C-H | Zn.D |
| 12 | 2 | T0409-06203 | 扬声器盖 | Speaker cover | |
| 13 | 8 | GB/T818 | 十字盘头螺钉 M5X12 | Bolt M5X12 | Zn.D |
| 14 | 8 | GB/T93 | 垫圈 5 | Washer 5 | Zn.D |
| 15 | 2 | T0409-03101 | 扬声器 | Speaker | |
| 16 | 1 | T0412-04212 | 小挖专用监控器 | Controller | |
| 17 | 1 | GB/T97.1 | 垫圈 5 | Washer 5 | |
| 18 | 1 | T0416-05101 | 蜂鸣器 | Buzzer | |
| 19 | 1 | T0405-03211 | 顶灯 | Top lamp | |
| 20 | 1 | T0409-01111 | 收音机 | Radio | |
| 21 | 1 | T0401-04401 | 四位钥匙开关 | Switch | |
| 22 | 1 | T0412-07131 | 发动机控制盘 | Controller for engine | |
| 23 | 1 | T0408-01111 | 点烟器 | Cigaret lighter | |
| | | | | | |
| | | | | | |
| | | | | | |
| | | | | | |

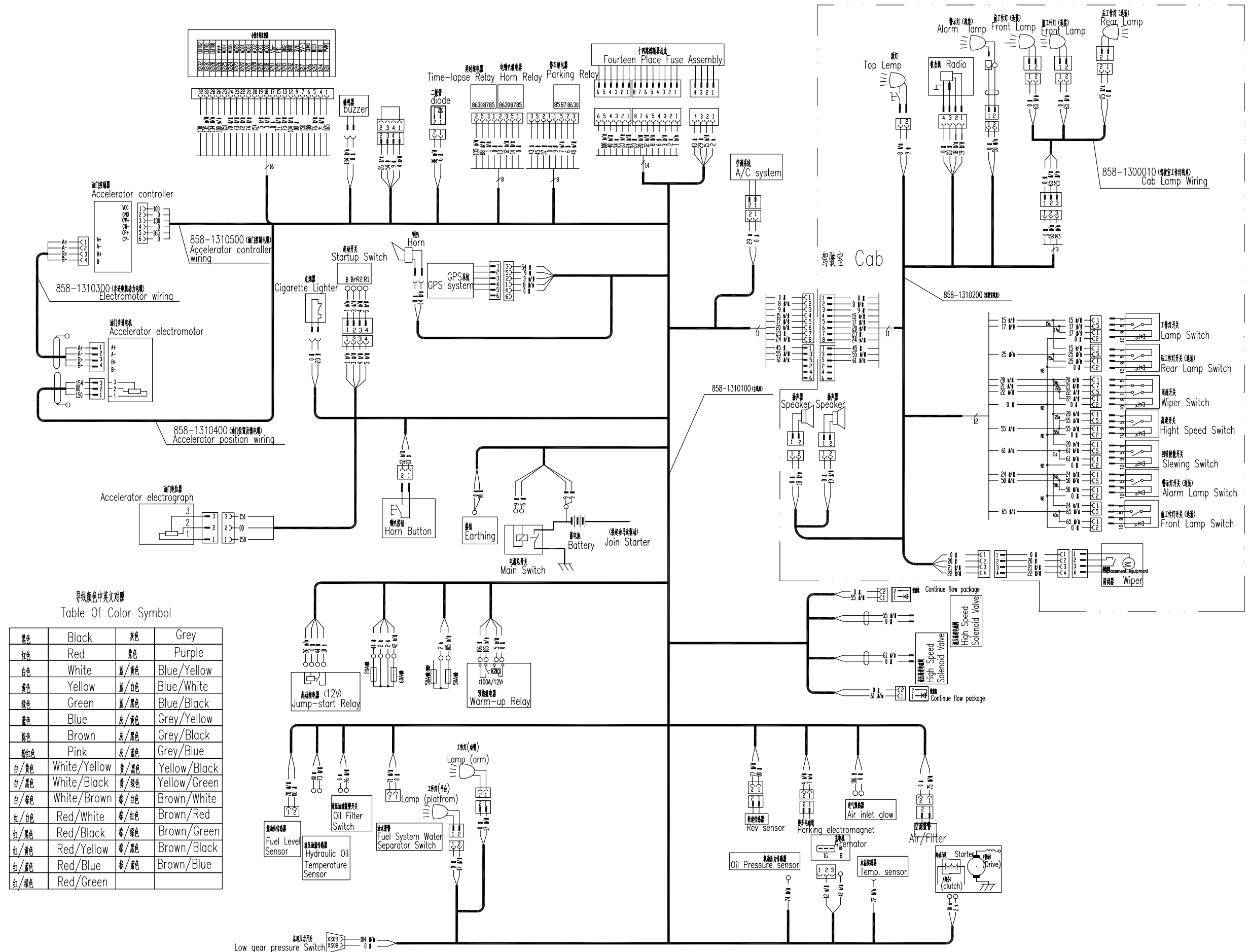
13.4.1 电气系统 电气总装IV(适用858机型) ELECTRICAL SYSTEM ELECTRICAL ASSEMBLY IV (APPLY TO 858 TYPE)



13.5.1 电气系统 电池安装组(适用858机型) ELECTRICAL SYSTEM BATTERY ASSEMBLY (APPLY TO 858 TYPE)



13.6.1 电气系统 接线系 (适用858机型) ELECTRICAL SYSTEM WIRING DIAGRAM(APLLY TO 858 TYPE)



导线颜色中英文对照
Table Of Color Symbol

| | | | |
|------|--------------|------|--------------|
| 黑色 | Black | 灰色 | Grey |
| 红色 | Red | 紫色 | Purple |
| 白色 | White | 蓝/黄色 | Blue/Yellow |
| 黄色 | Yellow | 蓝/白色 | Blue/White |
| 绿色 | Green | 蓝/黑色 | Blue/Black |
| 蓝色 | Blue | 灰/黄色 | Grey/Yellow |
| 棕色 | Brown | 灰/黑色 | Grey/Black |
| 粉红色 | Pink | 灰/蓝色 | Grey/Blue |
| 白/黄色 | White/Yellow | 黄/黑色 | Yellow/Black |
| 白/黑色 | White/Black | 黄/绿色 | Yellow/Green |
| 白/棕色 | White/Brown | 棕/白色 | Brown/White |
| 红/白色 | Red/White | 棕/红色 | Brown/Red |
| 红/黑色 | Red/Black | 棕/绿色 | Brown/Green |
| 红/黄色 | Red/Yellow | 棕/黑色 | Brown/Black |
| 红/蓝色 | Red/Blue | 棕/蓝色 | Brown/Blue |
| 红/绿色 | Red/Green | | |