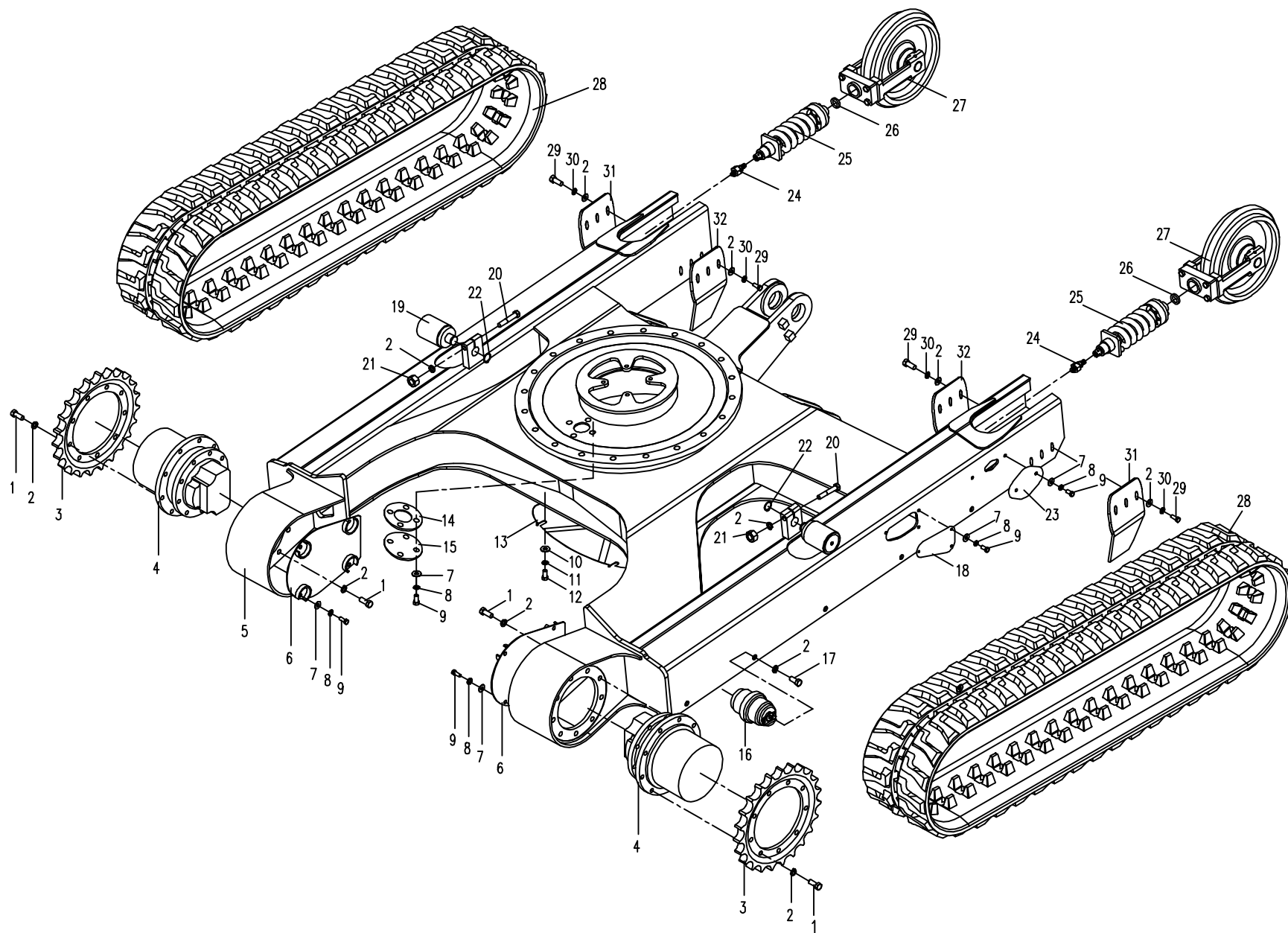


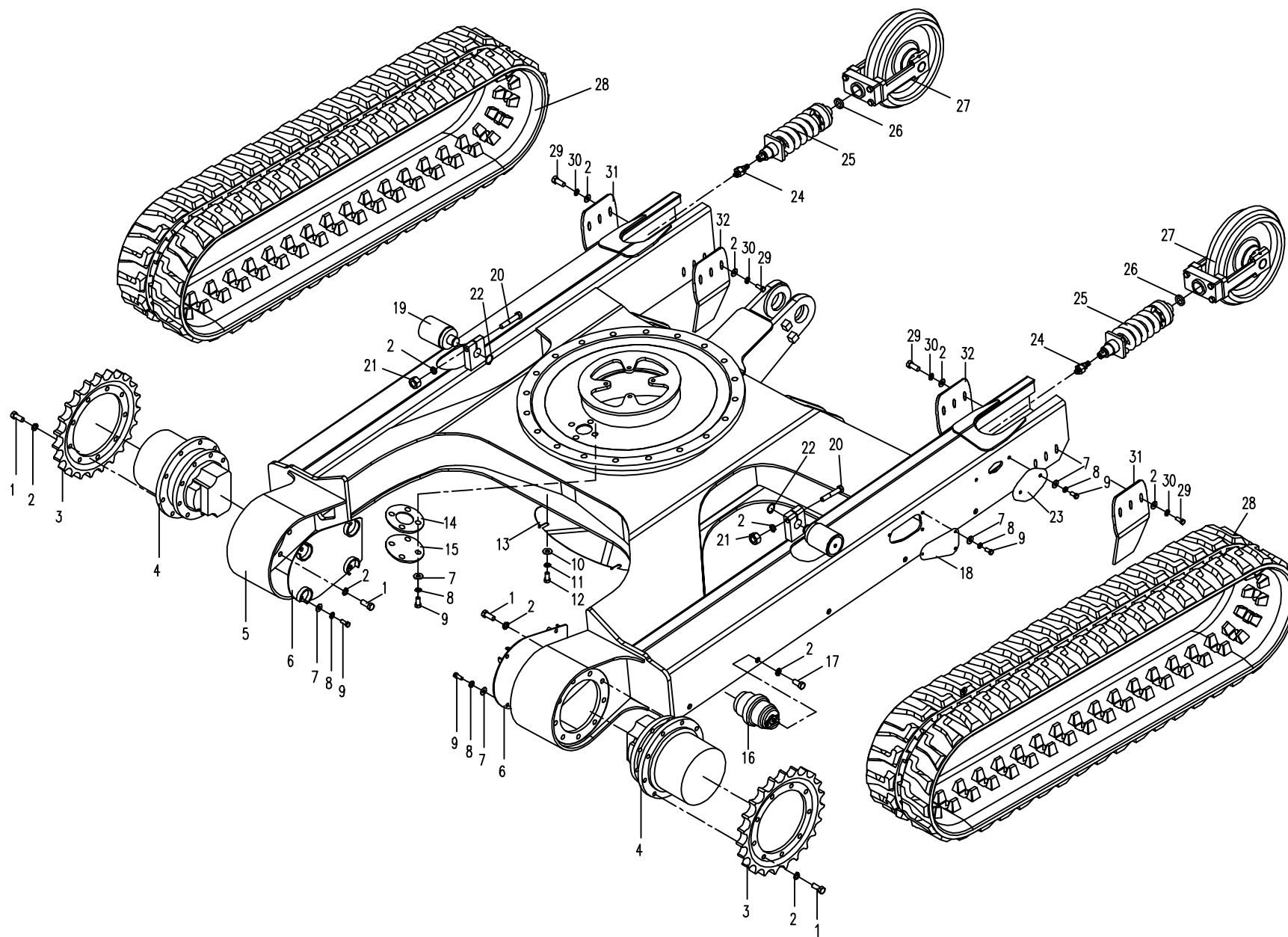
01.1.1 底盘总成(装帝人行走马达) (适用838A, 838B, 838C, 838D机型) CHASSIS ASSEMBLY (APPLY TO 838A,838B,838C,838D TYPE)

序号 Nb.	数量 Quantity	代号 Code	名称 Description		备注 Remark
1	36	GB/ T 5783A	螺栓M12×35	Bolt M12; 35	12. 9-氧化
2	70	GB/ T 93	弹簧垫圈14	Spring washer 14	Zn.D
3	2	815- 0100002	驱动轮	Driving wheel	
4	2		行走马达	Traveling motor	帝人马达,液压部分
5	1	838A- 0101000	车架总成	Chassis assembly	
6	2	820- 0108000	行走马达盖板	Traveling motor's cover plate	
7	22	GB/ T 97. 1	垫圈10	Washer 10	
8	22	GB/ T 93	弹簧垫圈10	Spring washer 10	
9	22	GB/ T 70	螺栓M10×16	Bolt M10; 16	8. 8- Zn. D
10	4	GB/ T 97. 1	垫圈12	Washer 12	
11	4	GB/ T 93	弹簧垫圈12	Spring washer 12	
12	4	GB/ T 5783A	螺栓M12×25	Bolt M12; 25	8. 8- Zn. D
13	1	850- 0107000	封底板	Chassis cover plate	
14	1	838A- 0100002	密封垫	Packing gland	
15	1	838A- 0100001	油口盖板	Cover board	
16	10	820- 0104000	支重轮总成	Idler assembly	
17	20	GB/ T 5783A	螺栓M14×30	Bolt M14; 30	10. 9-氧化
18	2	820- 0100004	侧盖板	Side cover plate	
19	2	838A- 0104000	托轮总成	Carrier roller assembly	
20	2	GB/ T 5784	螺栓M14×90	Bolt M14; 90	10. 9-氧化
21	2	GB/ T 6170	螺母M14	Nut M14	
22	2	GB/ T 894. 1	挡圈30	Block ring 35	
23	2	820- 0109000	侧盖板II	Side cover plate II	
24	2	820- 0102210	单向阀总成	Check valve assembly	
25	2	838A- 0102000	张紧装置总成	Tension unit assembly	
26	2	820- 0102230	密封组件	Sealed ring assembly	
27	2	820- 0102100	导向轮总成	Track idler assembly	
28	2	838A- 0103000	橡胶履带	Rubber Crawler	300; 94; 55F08S

01.1.3 底盘总成(装NACHI行走马达)(适用838A、838B、838C、838D机型) CHASSIS ASSEMBLY (APPLY TO 838A,838B,838D TYPE)



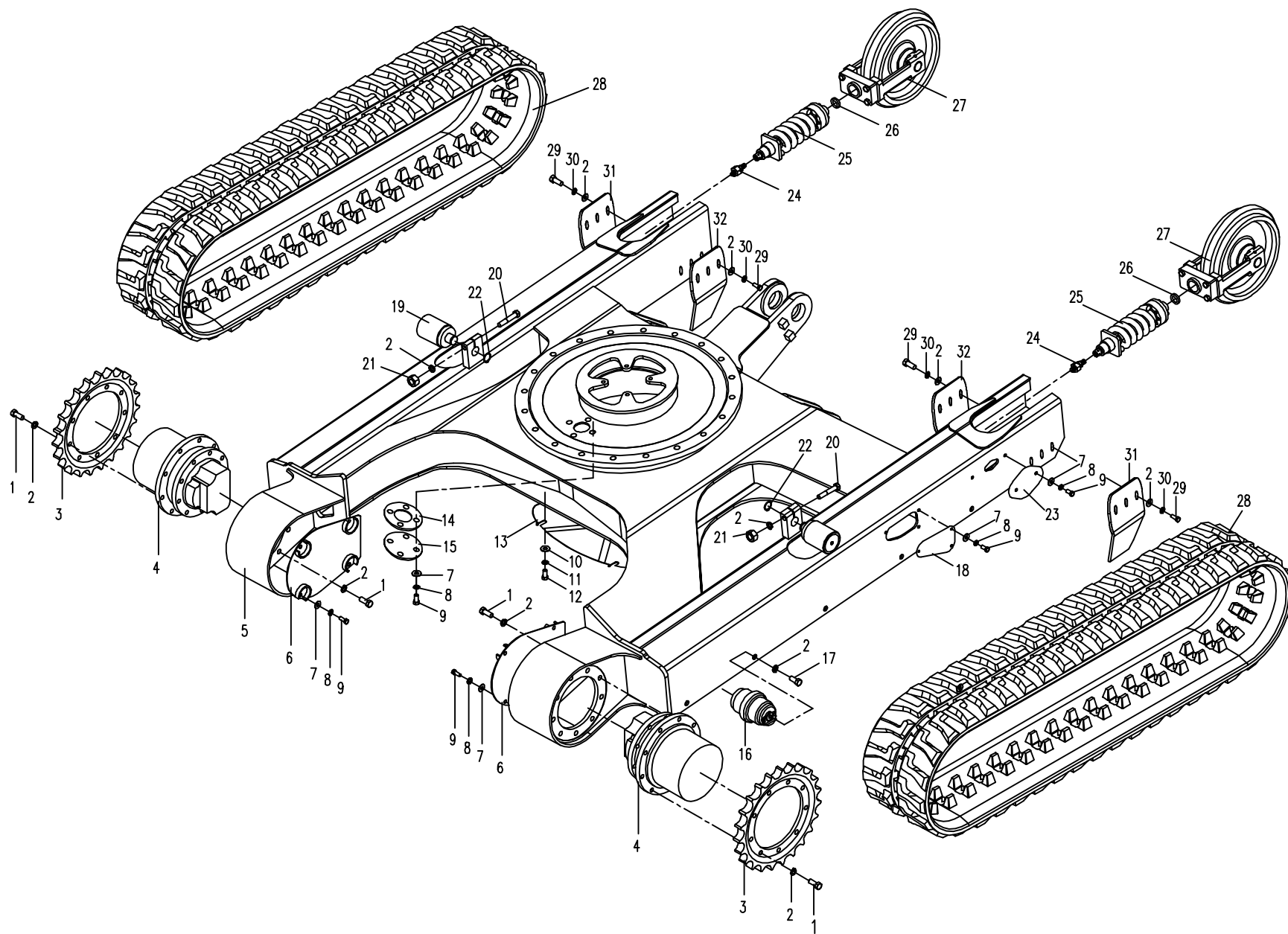
01.1.3 底盘总成(装NACHI行走马达)(适用838A、838B、838C、838D机型) CHASSIS ASSEMBLY (APPLY TO 838A,838B,838D TYPE)



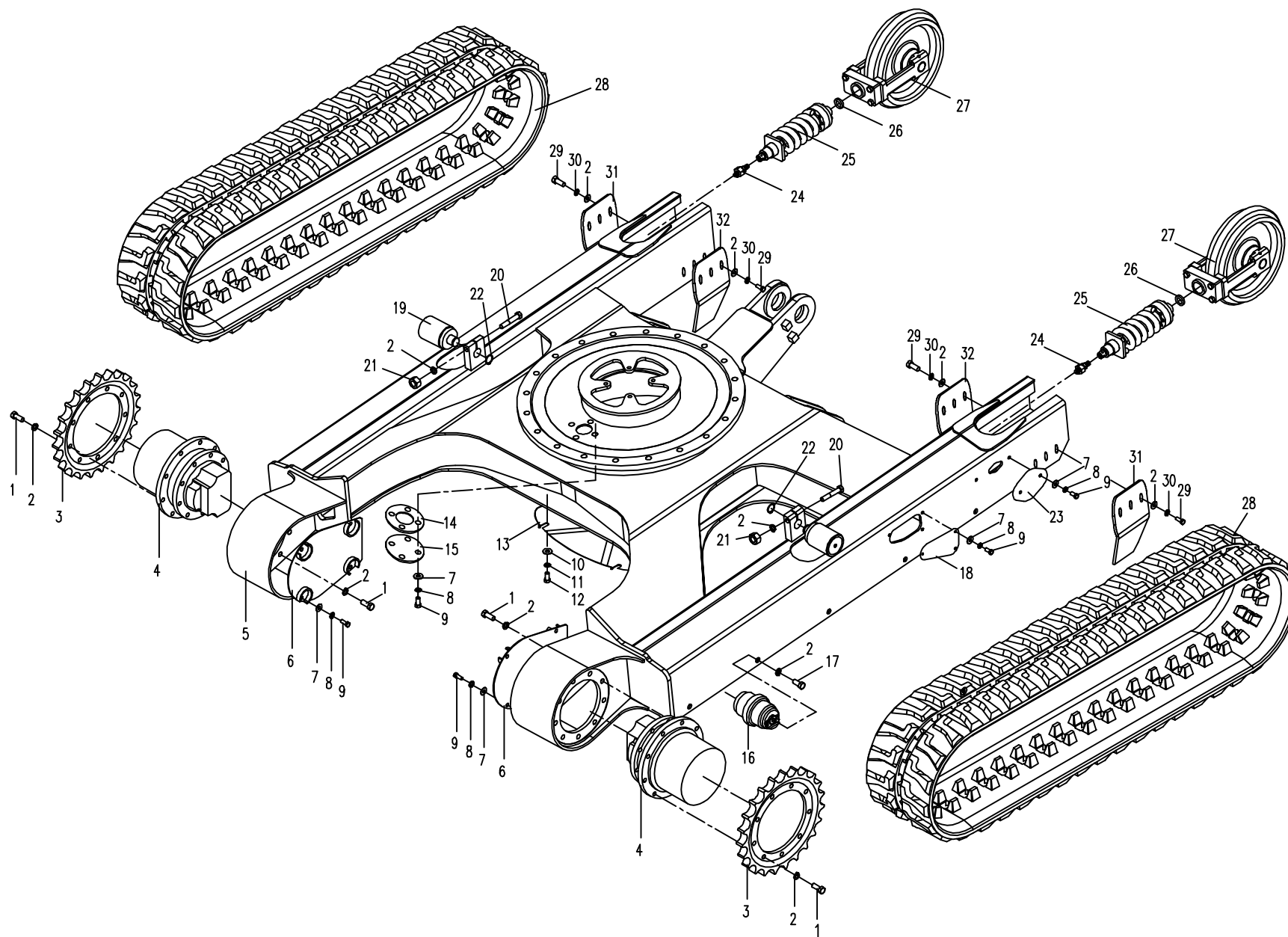
01.1.2 底盘总成 (装KYB行走马达) (适用838A, 838B, 838C, 838D机型) CHASSIS ASSEMBLY(APPLY TO 838A,838B,838C,838D TYPE)

序号 Nb.	数量 Quantity	代号 Code	名称 Description		备注 Remark
1	36	GB/T 5783A	螺栓M12×35	Bolt M12; 35	12.9-氧化
2	58	GB/T 93	弹簧垫圈14	Spring washer 14	Zn.D
3	2	820-0100005	驱动轮	Driving wheel	
4	2		行走马达	Traveling motor	KYB马达, 液压部分
5	1	838A-0121000	车架总成	Chassis assembly	
6	2	838A-0122000	行走马达盖板	Traveling motor's cover plate	
7	22	GB/T 97.1	垫圈10	Washer 10	
8	22	GB/T 93	弹簧垫圈10	Spring washer 10	
9	22	GB/T 70	螺栓M10×16	Bolt M10; 16	8.8- Zn. D
10	4	GB/T 97.1	垫圈12	Washer 12	
11	4	GB/T 93	弹簧垫圈12	Spring washer 12	
12	4	GB/T 5783A	螺栓M12×25	Bolt M12; 25	8.8- Zn. D
13	1	850-0107000	封底板	Chassis cover plate	
14	1	838A-0100002	密封垫	Packing gland	
15	1	838A-0100001	油口盖板	Cover board	
16	10	820-0104000	支重轮总成	Idler assembly	
17	20	GB/T 5783A	螺栓M14×30	Bolt M14; 30	10.9-氧化
18	2	820-0100004	侧盖板	Side cover plate	
19	2	838A-0104000	托轮总成	Carrier roller assembly	
20	2	GB/T 5784	螺栓M14×90	Bolt M14; 90	10.9-氧化
21	2	GB/T 6170	螺母M14	Nut M14	
22	2	GB/T 894.1	挡圈30	Block ring 35	
23	2	820-0109000	侧盖板II	Side cover plate II	
24	2	820-0102210	单向阀总成	Check valve assembly	
25	2	838A-0102000	张紧装置总成	Tension unit assembly	
26	2	820-0102230	密封组件	Sealed ring assembly	
27	2	820-0102100	导向轮总成	Track idler assembly	
28	2	838A-0103000	橡胶履带	Rubber Crawler	300; 94; 55F08S

01.1.3 底盘总成(装NACHI行走马达)(适用838A、838B、838C、838D机型) CHASSIS ASSEMBLY (APPLY TO 838A,838B,838D TYPE)



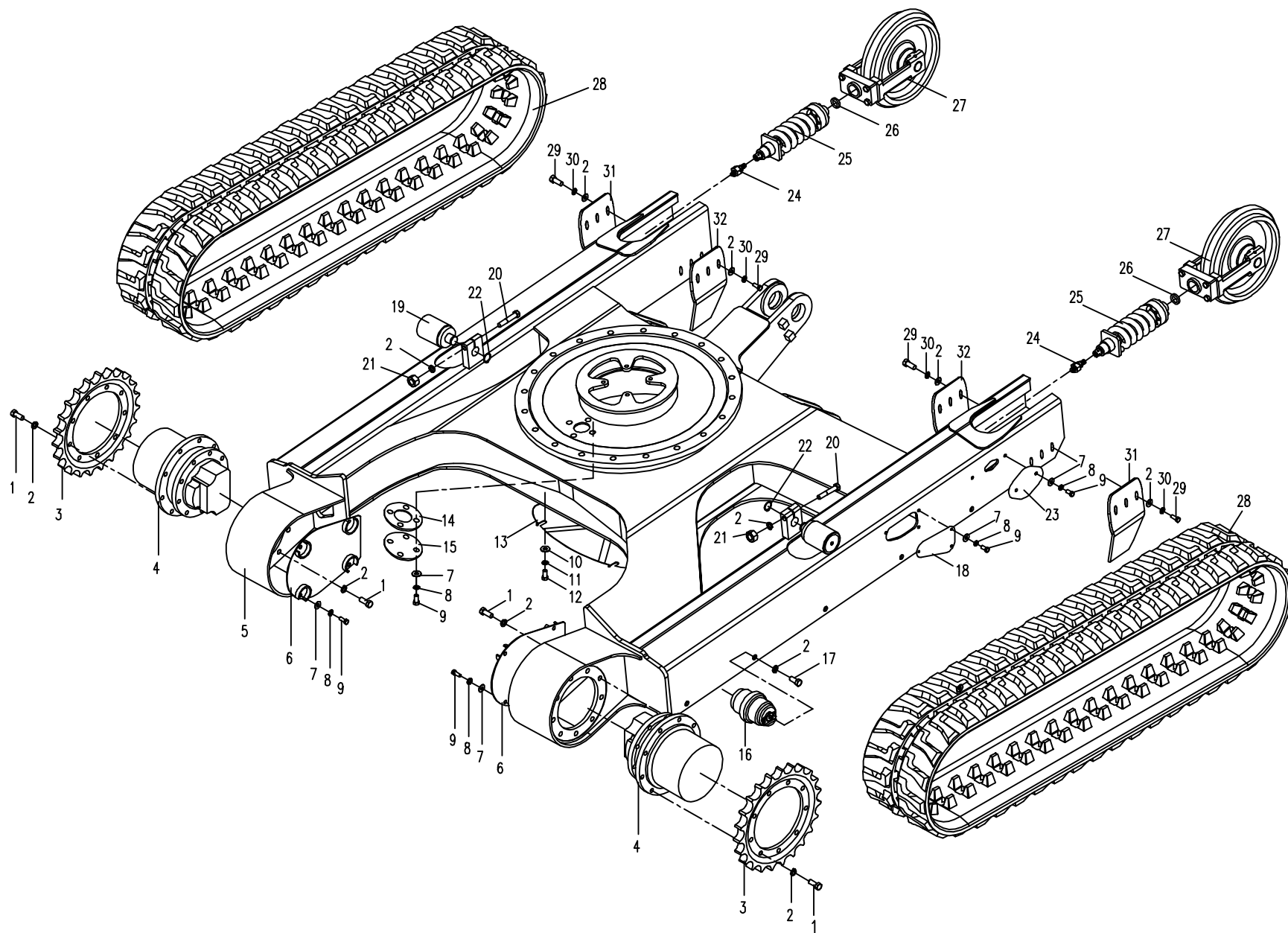
01.1.3 底盘总成(装NACHI行走马达)(适用838A、838B、838C、838D机型) CHASSIS ASSEMBLY (APPLY TO 838A,838B,838D TYPE)



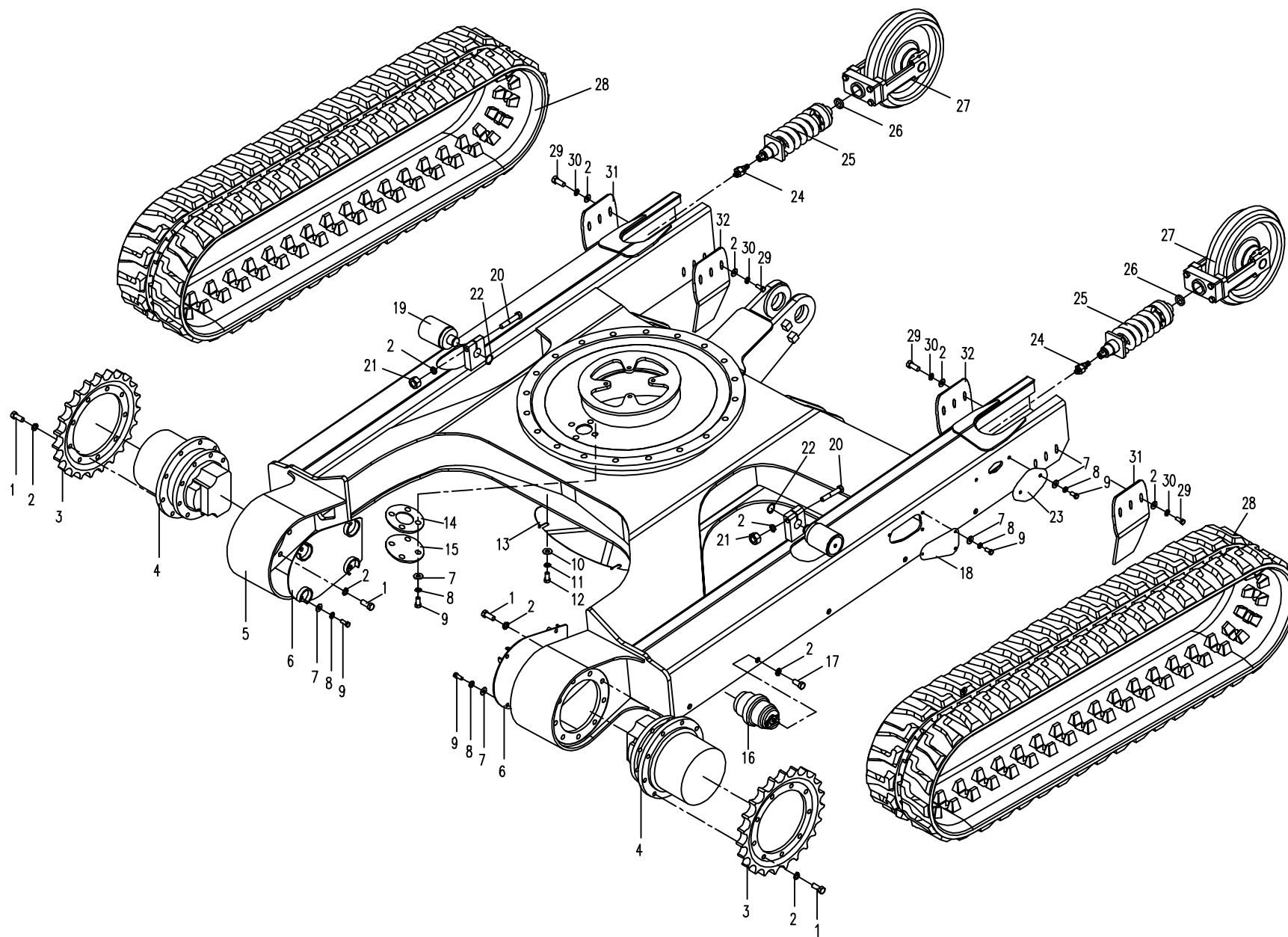
01.1.3 底盘总成(装NACHI行走马达) (适用838A, 838B, 838C, 838D机型) CHASSIS ASSEMBLY(APPLY TO 838A,838B,838C,838D TYPE)

序号 Nb.	数量 Quantity	代号 Code	名称 Description		备注 Remark
1	36	GB/ T 5783A	螺栓M12×35	Bolt M12; 35	12. 9-氧化
2	58	GB/ T 93	弹簧垫圈14	Spring washer 14	
3	2	820- 0100005	驱动轮	Driving wheel	
4	2		行走马达	Traveling motor	NACHI马达, 液压部分
5	1	838A- 0111000	车架总成	Chassis assembly	
6	2	820- 0108000	行走马达盖板	Traveling motor's cover plate	
7	22	GB/ T 97. 1	垫圈10	Washer 10	
8	22	GB/ T 93	弹簧垫圈10	Spring washer 10	
9	22	GB/ T 70	螺钉M10×16	Bolt M10; 16	8. 8- Zn. D
10	4	GB/ T 97. 1	垫圈12	Washer 12	
11	4	GB/ T 93	弹簧垫圈12	Spring washer 12	
12	4	GB/ T 5783A	螺栓M12×25	Bolt M12; 25	8. 8- Zn. D
13	1	850- 0107000	封底板	Chassis cover plate	
14	1	838A- 0100002	密封垫	Packing gland	
15	1	838A- 0100001	油口盖板	Cover board	
16	10	820- 0104000	支重轮总成	Idler assembly	
17	20	GB/ T 5783A	螺栓M14×30	Bolt M14; 30	10. 9-氧化
18	2	820- 0100004	侧盖板	Side cover plate	
19	2	820- 0103000	托轮总成	Carrier roller assembly	
20	2	GB/ T 5784	螺栓M14×90	Bolt M14; 90	10. 9-氧化
21	2	GB/ T 6170	螺母M14	Nut M14	
22	2	GB/ T 894. 1	挡圈30	Block ring 35	
23	2	820- 0109000	侧盖板II	Side cover plate II	
24	2	820- 0102210	单向阀总成	Check valve assembly	
25	2	838A- 0102000	张紧装置总成	Tension unit assembly	
26	2	820- 0102230	密封组件	Sealed ring assembly	
27	2	820- 0102100	导向轮总成	Track idler assembly	
28	2	838A- 0103000	橡胶履带	Rubber crawler	300; 94; 55F08S

01.1.3 底盘总成(装NACHI行走马达)(适用838A、838B、838C、838D机型) CHASSIS ASSEMBLY (APPLY TO 838A,838B,838D TYPE)



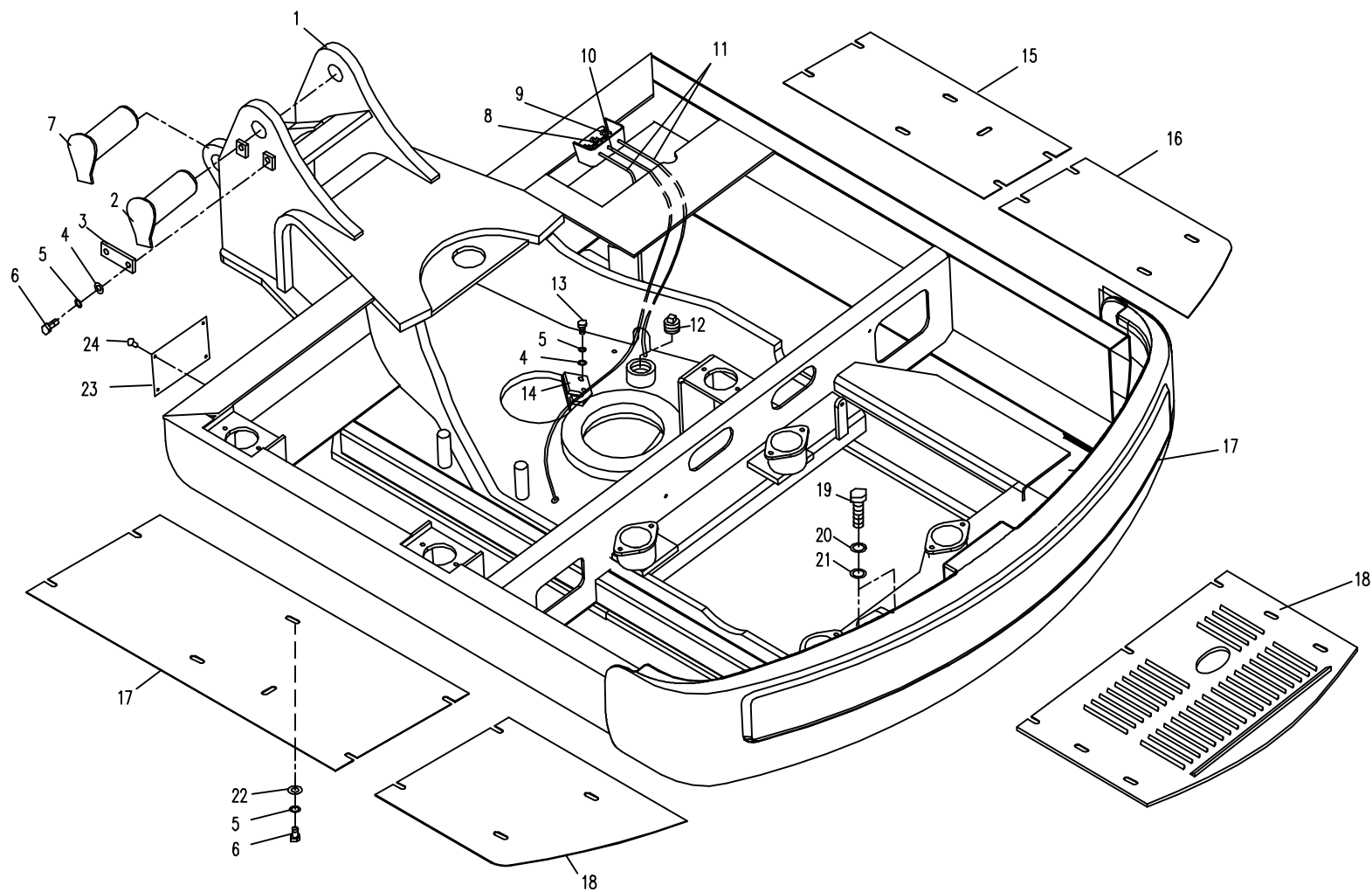
01.1.3 底盘总成(装NACHI行走马达)(适用838A、838B、838C、838D机型) CHASSIS ASSEMBLY (APPLY TO 838A,838B,838D TYPE)



02.1.1 回转平台（适用838A,838B机型）SLEWING PLATFORM (APPLY TO 838A,838B TYPE)

序号 Nb.	数量 Quantity	代号 Code	名称 Description		备注 Remark
1	1	838A- 0202000a	平台	Platform	(装NACHI回转马达)
	1	838A- 0206000	平台	Platform	(装KYB回转马达)
2	1	838A- 0203000	动臂销轴	Shaft pin	
3	2	838A- 0200002	挡板	Locking board	
4	6	GB/ T 97. 1	垫圈 10	Washer 10	Zn. D
5	33	GB/ T 93	垫圈 10	Washer 10	Zn. D
6	31	GB/ T5783A	螺栓 M10X20	Bolt M10X20	8. 8- Zn. D
7	1	838A- 0201000	动臂缸销轴	Shaft pin	
8	3	JB/ T 7940. 1	油杯 M10x1	Grease Cup M10x1	
9	3	801- 0400001	油杯盖	Grease cup cover	
10	1	838A- 0205000	滚道注油管	Injection pipe	
11	2	820- 0207000	滚道注油管 II	Injection pipe II	
12	1	820- 0200013	螺塞	Screw plug	
13	2	GB/ T5783A	螺栓 M10x25	Bolt M10x25	8. 8- Zn. D
14	1	838A- 0200006	止板	Locking board	
15	2	838A- 0200003	前封底板	Front cover board	
16	2	838A- 0200004	后封底板	Back cover board	
17	1	838A- 0200001	平衡块	Counter weight	
18	1	838A- 0204000	中后封底板组件	Middle-back cover board	
19	4	GB/ T5783A	螺栓 M16X60	Bolt M16X55	8. 8- Zn. D
20	4	GB/ T 93	垫圈 16	Washer 16	Zn. D
21	4	825- 0200005	垫圈	Washer	
22	27	GB/ T 96	大垫圈 10	Washer 16	Zn. D
23	1	838A- 0200005	标牌	Scutcheon	
24	4	GB/ T827	铆钉 2. 5x10	Rivet 2.5x10	Zn. D

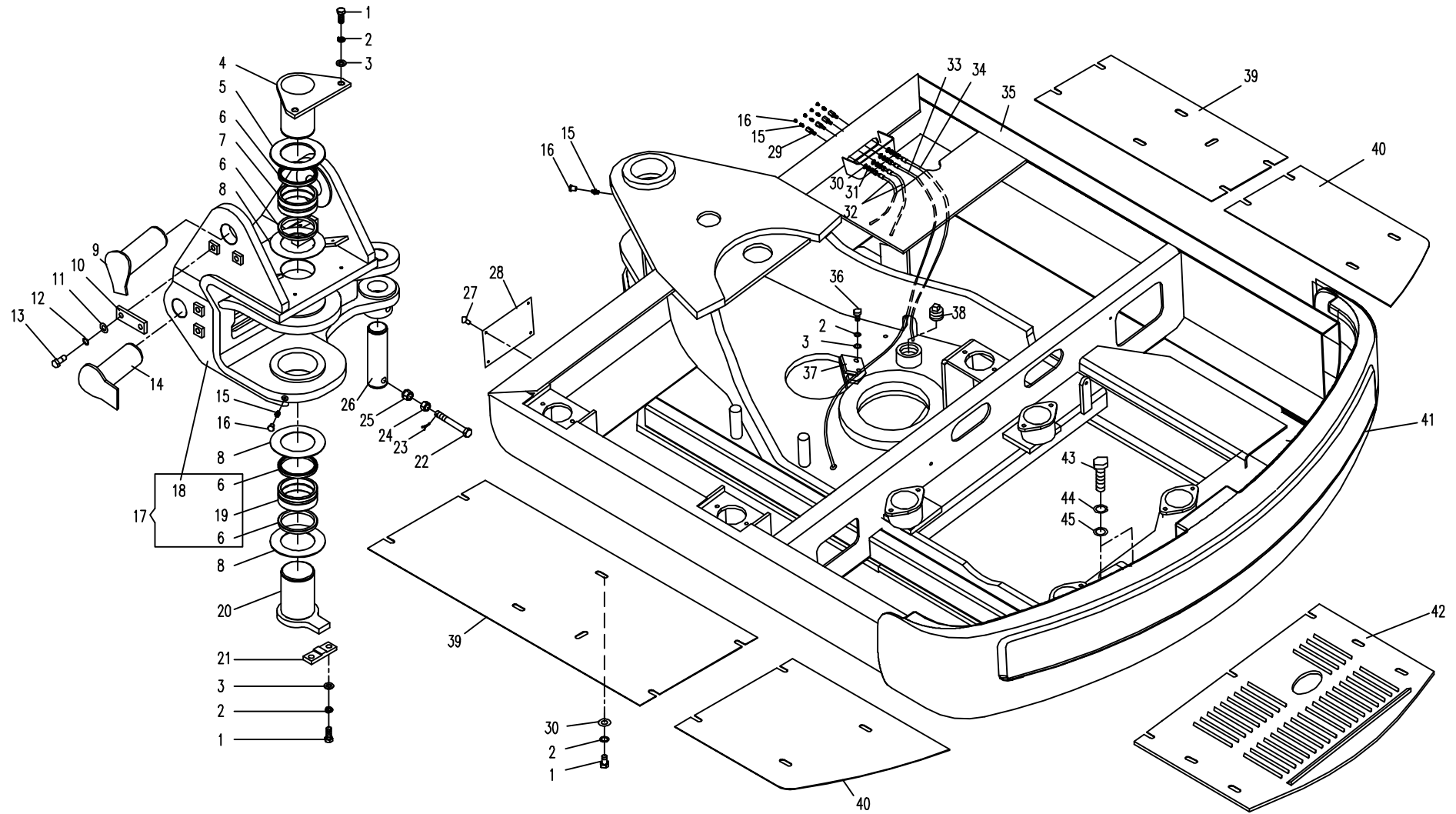
02.1.1 回转平台(适用838A、838B机型) SLEWING PLATFORM (APPLY TO 838A,838B TYPE)



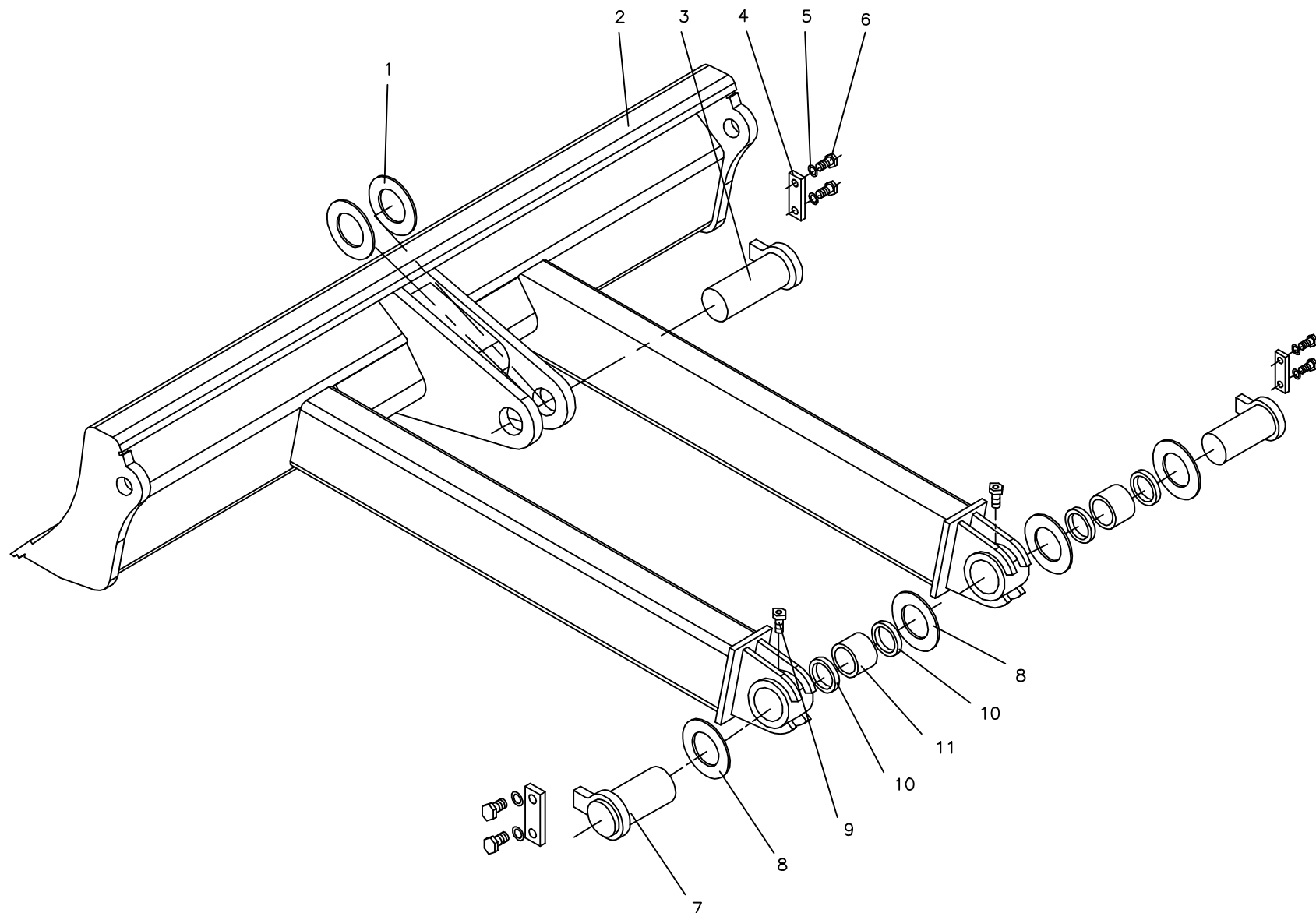
02.1.2 回转平台（适用838C,838D机型）SLEWING PLATFORM (APPLY TO 838C,838D TYPE)

序号 No.	数量 Quantity	代号 Code	名称 Description		备注 Remark
1	4	GB/ T 5783A	螺栓 M12×30	Blot M12; 30	8. 8- Zn. D
2	4	GB/ T 93	垫圈 12	Washer 12	Zn. D
3	4	GB/ T 97. 1	垫圈 12	Washer 12	Zn. D
4	1	850D- 0203000	上销轴	Shaft Pin	
5	1	850D- 0200001	承重垫圈	Washer	
6	4	850D- 0205001	防尘圈	Dustproof Ring	
7	1	850D- 0200002	上衬套	Bush	
8	适量	850D- 0200005	隔垫片	Washer	
9	1	838A- 0203000	动臂销轴	Shaft Pin	
10	2	838A- 0200002	挡板	Locking board	
11	8	GB/ T 97. 1	垫圈 10	Washer 10	Zn. D
12	31	GB/ T 93	垫圈 10	Washer 10	Zn. D
13	31	GB/ T 70. 1	螺栓 M10×20	Blot M10X20	8. 8- Zn. D
14	1	838C- 0203000	动臂缸销轴	Shaft Pin	
15	5	JB/ T 7940. 1	油杯 M10x1	Grease Cup M10x1	
16	5	801- 0400001	油杯盖	Grease cup cover	
17	1	838C- 0250000	转向头总成	Steering Head Assembly	包括序号6,18,19 (Include No.6,18,19)
18	1	838C- 0201000a	转向头	Steering Head	
19	1	850D- 0200006	下衬套	Bush	
20	1	850D- 0204000	下销轴	Shaft Pin	
21	1	860- 0200009	止板	Locking Board	
22	2	GB/ T 31. 1	六角头螺杆带孔螺栓 M10×90	Bolt M10; 90	8. 8- Zn. D
23	2	GB/ T 91	开口销 Φ2. 5×24	Cotter Pin Φ2.5; 24	Zn. D
24	2	GB/ T 6170	螺母 M10	Nut M10	8- Zn. D
25	2	GB/ T 6178	1型六角开槽螺母 M10	Nut M10	8- Zn. D
26	1	820- 0200015	偏转缸前销轴	Shaft Pin	
27	4	GB/ T827	铆钉 2. 5x10	Rivet 2.5x10	Zn. D
28	1	838A- 0200005	标牌	Scutcheon	

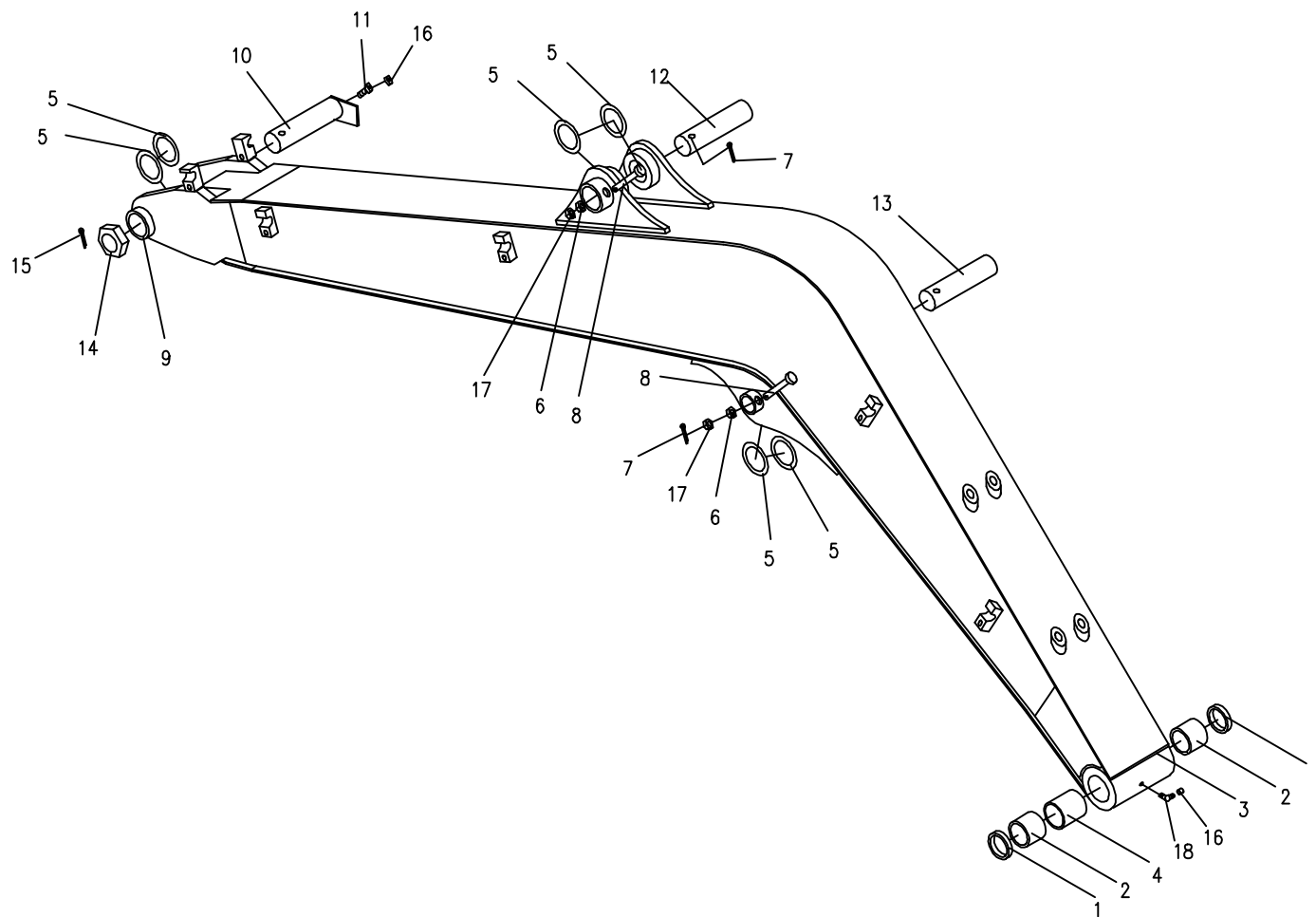
02.1.2 回转平台(适用838C,838D机型) SLEWING PLATFORM (APPLY TO 838C,838D TYPE)



03.1.1 推土装置(适用838A、838B、838C、838D机型) DOZER EQUIPMENT (APPLY TO 838A,838B,838C,838D TYPE)



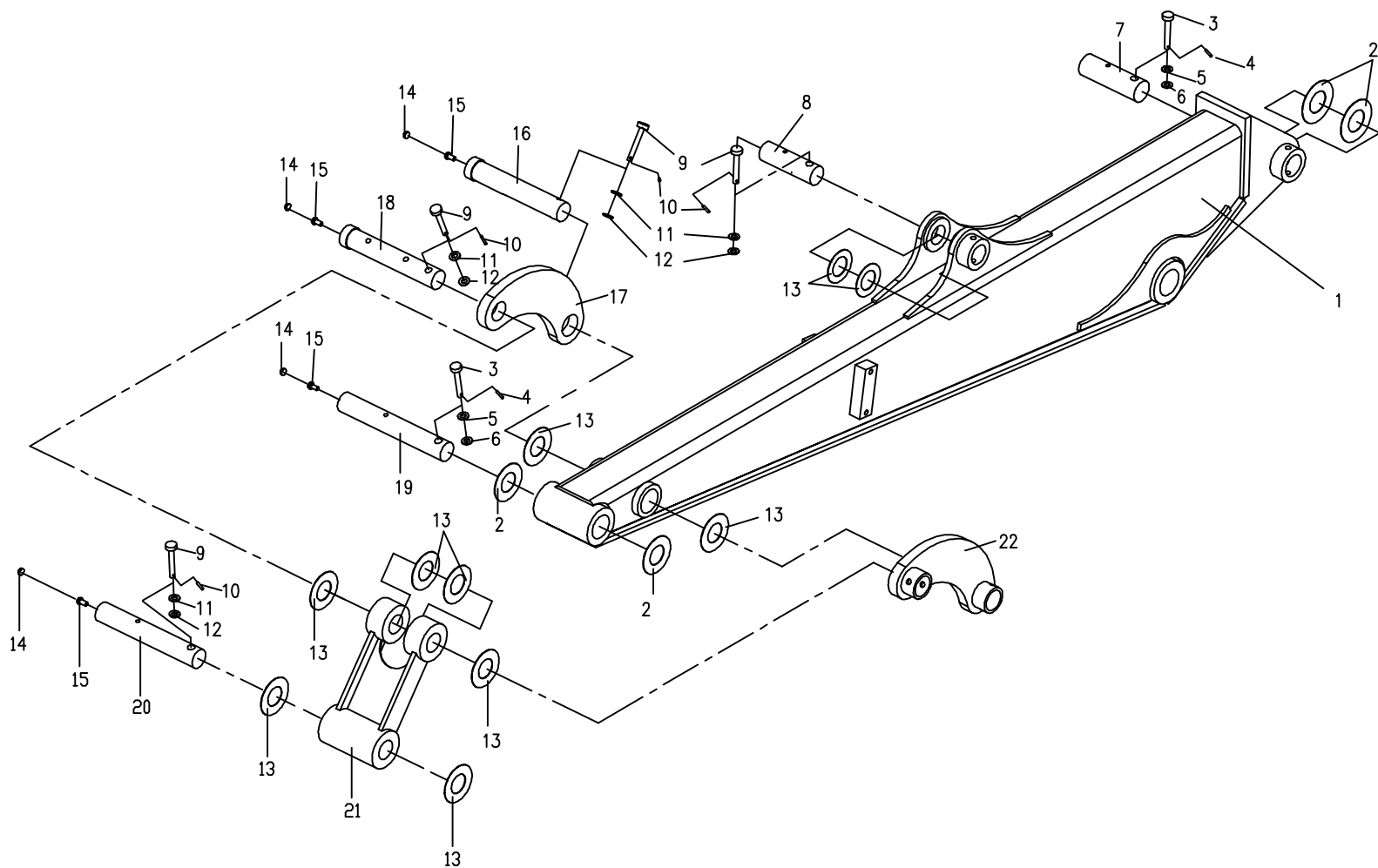
04.1.1 工作装置 1(适用838A,838B,838C,838D机型) WORKING EQUIPMENT 1 (APPLY TO 838A,838B,838C,838D TYPE)



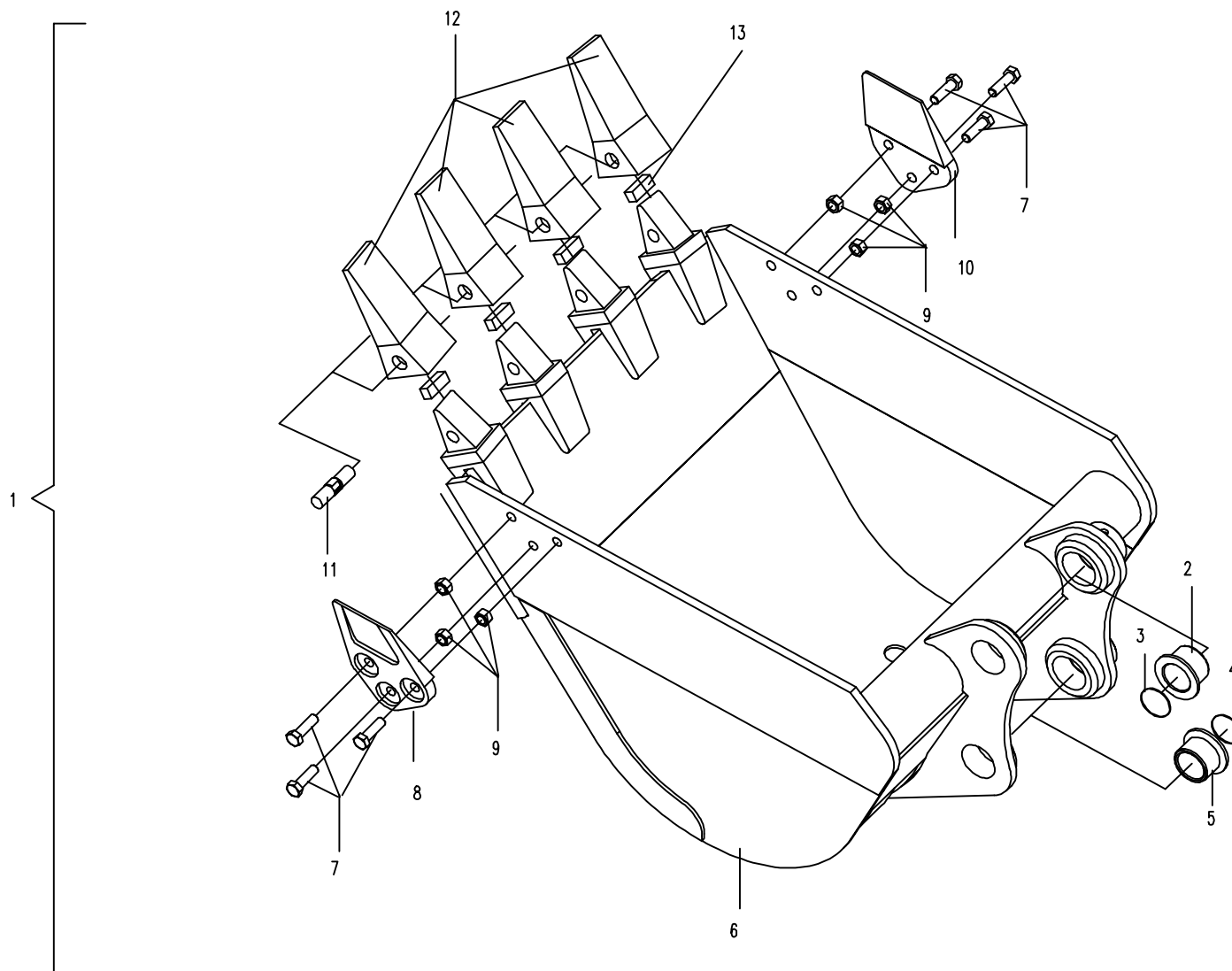
04.2.1 工作装置 2(适用838A,838B,838C,838D机型) WORKING EQUIPMENT 2 (APPLY TO 838A,838B,838C,838D TYPE)

序号 Nb.	数量 Quantity	代号 Code	名称 Description		备注 Remark
1	1	838A- 0402000	斗杆	Arm	展开见04.4.1
2	4	860- 0400011	隔垫片 I	Spacer I	
3	2	GB/ T 31. 1	螺栓M14×110	Bolt M14; 110	8.8-Zn.D
4	2	GB/ T 91	销 3. 2×40	Pin 3.2; 40	Zn.D
5	2	GB/ T 6170	螺母 M14	Nut M14	8-Zn.D
6	2	GB/ T 6178	螺母 M14	Nut M14	8-Zn.D
7	1	855- 0400004	销轴	Shaft pin	
8	1	838A- 0400005	销轴	Shaft pin	
9	3	GB/ T 31. 1	螺栓M10×95	Bolt M10; 95	8.8-Zn.D
10	3	GB/ T91	销2. 5×20	Pin 2.5; 20	Zn.D
11	3	GB/ T 6170	螺母M10	Nut M10	8-Zn.D
12	3	GB/ T 6178	螺母M10	Nut M10	8-Zn.D
13	8	820- 0400009a	隔垫片	Spacer	
14	4	801- 0400001	油杯盖	Grease cup cover	
15	4	JB/ T 7940. 1	油杯M8X1	Grease cup M8X1	Zn.D
16	1	838A- 0400004	销轴	Shaft pin	
17	1	838A- 0405000	右摇杆	Right linkage	
18	1	838A- 0400002	销轴	Shaft pin	
19	1	838A- 0400003	销轴	Shaft pin	
20	1	838A- 0400001	销轴	Shaft pin	
21	1	838A- 0404000	连杆	Connecting rod	展开见04.5.1
22	1	838A- 0406000	左摇杆	Left linkage	

04.2.1 工作装置 2(通用838A,838B,838C,838D机型) WORKING EQUIPMENT 2 (APPLY TO 838A,838B,838C,838D TYPE)



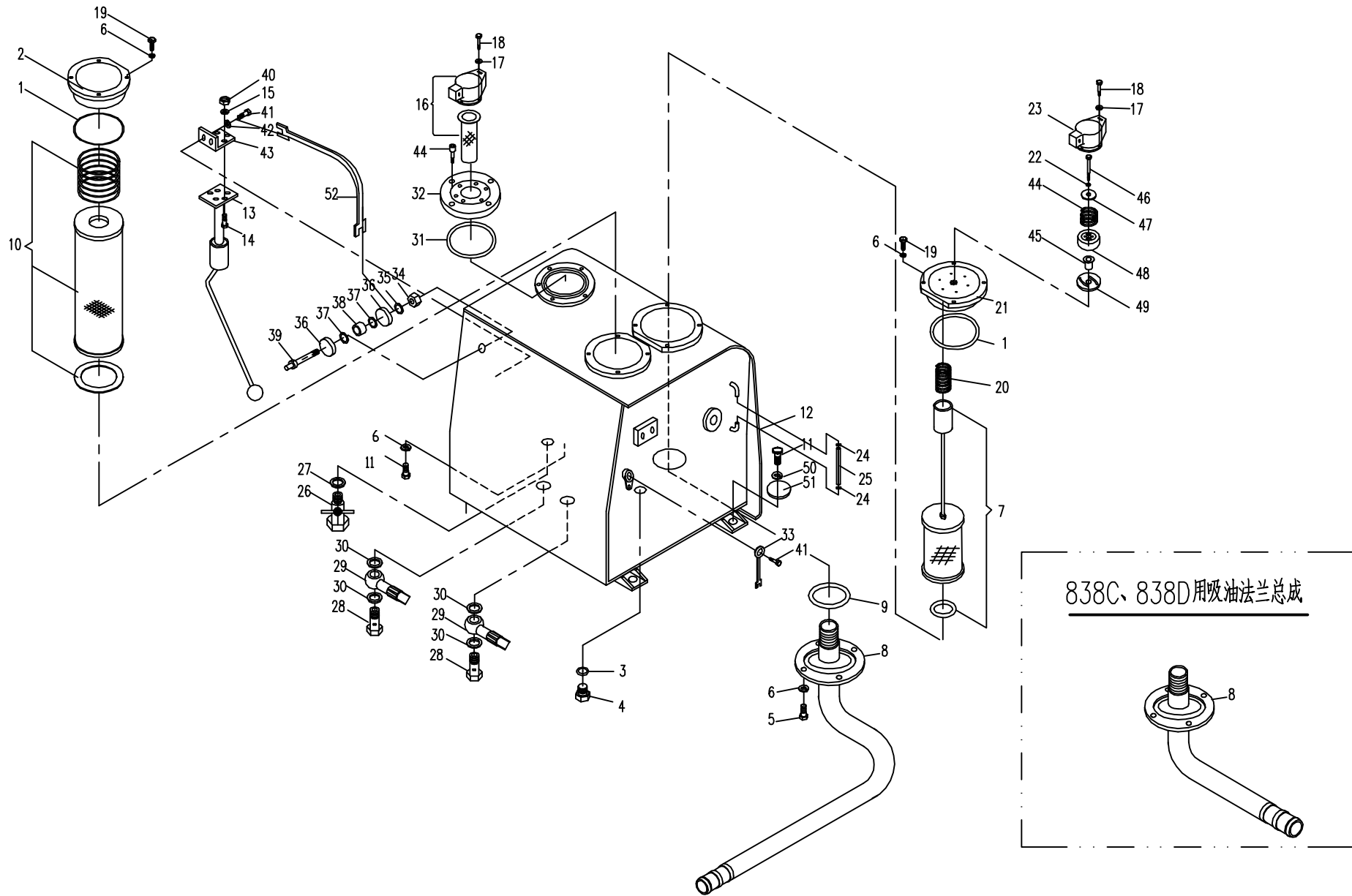
04.3.1 工作装置 3(适用838A,838B,838C,838D机型) WORKING EQUIPMENT 3 (APPLY TO 838A,838B,838C,838D TYPE)



05.1.1 平台部分的液压系统 1(适用838A,838B,838C,838D机型) HYDRAULIC SYSTEM FOR PLATFORM 1 (APPLY TO 838A,838B,838C,838D TYPE)

序号 Nb.	数量 Quantity	代号 Code	名称 Description		备注 Remark
1	2	GB/ T 3452. 1	0形密封圈160x3	0 seal ring160x3	
2	1	850- 0503004	回油口法兰盖	Oil -return flange	
3	1	1 SQ286	组合垫圈33	Combinatory washer 33	
4	1	801- 0521003	油堵	Plug	
5	4	GB/ T5783A	螺栓M10×30	Bolt M10; 30	8.8-Zn.D
6	18	GB/ T93	垫圈10	Washer 10	Zn.D
7	1	838A- 0526200	吸油滤油器总成	Oil intake filter assembly	
8	1	838A- 0526300	吸油口钢管总成	Oil intake steel pipe assembly	838A,838B专用(apply to 838A838B)
	1	838D- 0511000	油箱吸油法兰总成	Oil intake flange assembly	838C,838D专用(apply to 838C,838D)
9	1		0形密封圈58×3.55	0 seal ring58x3.55	
10	1	838A- 0526400	回滤油器总成	Oil return filter assembly	
11	4	GB/ T5783A	螺栓M12×30	Bolt M12; 30	8.8-Zn.D
12	1	838A- 0526000a	油箱	Tank	
13	1	820- 0502600	燃油油位传感器总成	Fuel level sensor assembly	
14	5	GB/ T5783A	螺栓M5×16	Bolt M5; 16	8.8-Zn.D
15	5	GB/ T93	垫圈5	Washer 5	Zn.D
16	1	860- 1205300	燃油箱空气滤清器	Fuel tank air filter and cleaner	
17	6	GB/ T93	垫圈4	Washer 4	Zn.D
18	6	GB/ T5783A	螺栓M4×16	Bolt M4; 16	8.8-Zn.D
19	8	GB/ T5783A	螺栓M10×25	Bolt M10; 25	8.8-Zn.D
20	1	820- 0502002	弹簧	Spring	
21	1	850- 0503700	加油法兰盖总成	Oil inlet flange assembly	
22	1	GB/ T93	垫圈6	Washer 6	Zn.D
23	1	830D- 0501500	液压油空气滤清器	Hydraabc oil tank air cleaner assembly	
24	2	JB/ ZQB777	喉箍13-20	Hoop 13-20	Zn.D
25	1	830D- 0501011	油标管	Oil stuk pipe	
26	2	860- 1205600	放油阀	Valve	
27	2	860- 1205005	胶垫圈	Washer	

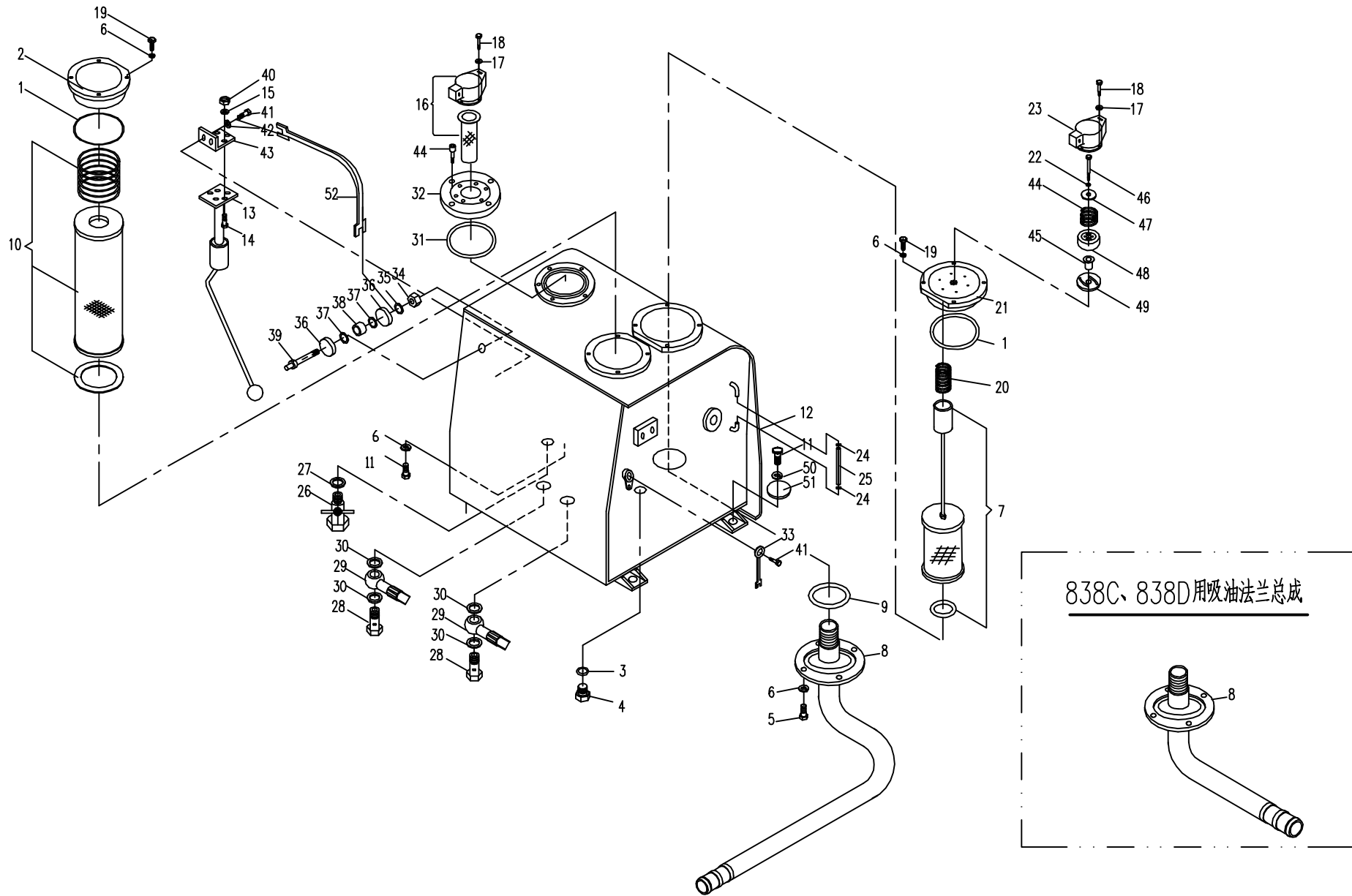
05.1.1 平台部分的液压系统 1 (适用838A,838B,838C,838D机型) HYDRAULIC SYSTEM FOR PLATFORM 1 (APPLY TO 838A,838B,838C,838C,838D TYPE)



05.1.1 平台部分的液压系统 1(适用838A,838B,838C,838D机型) HYDRAULIC SYSTEM FOR PLATFORM 1 (APPLY TO 838A,838B,838C,838D TYPE)

序号 Nb.	数量 Quantity	代号 Code	名称 Description		备注 Remark
28	2	820- 8500001	铰接螺栓	Bolt	
29	2	830D- 0501008	出油接管	Pipe	
30	4	820- 8500002	密封垫	Rubber mat	
31	1	GB/ T 3452. 1	O形密封圈118×2. 65	O seal ring 118; 2.65	
32	1	830D- 0501002	法兰	Flange	
33	1	830D- 0501004	线束	Wiring harness	
34	1	GB/ T6170	螺母M5	Nut M5	8-Zn.D
35	1	GB/ T97. 1	垫圈5	Washer 5	Zn.D
36	2	830D- 0501005	垫圈	Washer	
37	2	820- 0502003	圆形密封圈	Seal	
38	1	820- 0502005	绝缘管	Insulation pipe	
39	1	830D- 0501003	接线柱	Pole	
40	5	GB/ T6170	螺母M5	Nut M5	8-Zn.D
41	5	GB/ T5783A	螺栓M5×16	Bolt M5; 16	8.8-Zn.D
42	5	GB/ T93	垫圈5	Washer 5	Zn.D
43	1	820- 0502007	传感器连接座	Connecting plate	
44	1	860- 0513204	弹簧	Spring	
45	1	860- 0513203	橡胶阀片	Rubber valve kit	
46	1	GB/ T 5783A	螺栓M6×45	Bolt M6; 45	8.8-Zn.D
47	1	860- 0513205	弹簧座	Spring seat	
48	1	860- 0513202	阀体	Valve body	
49	1	860- 0513201	橡胶垫	Rubber kit	
50	4	GB/ T93	垫圈12	Washer 12	Zn.D
51	4	GB/ T97. 1	垫圈12	Washer 12	Zn.D
52	1	830D- 0501007	线束	Wiring harness	

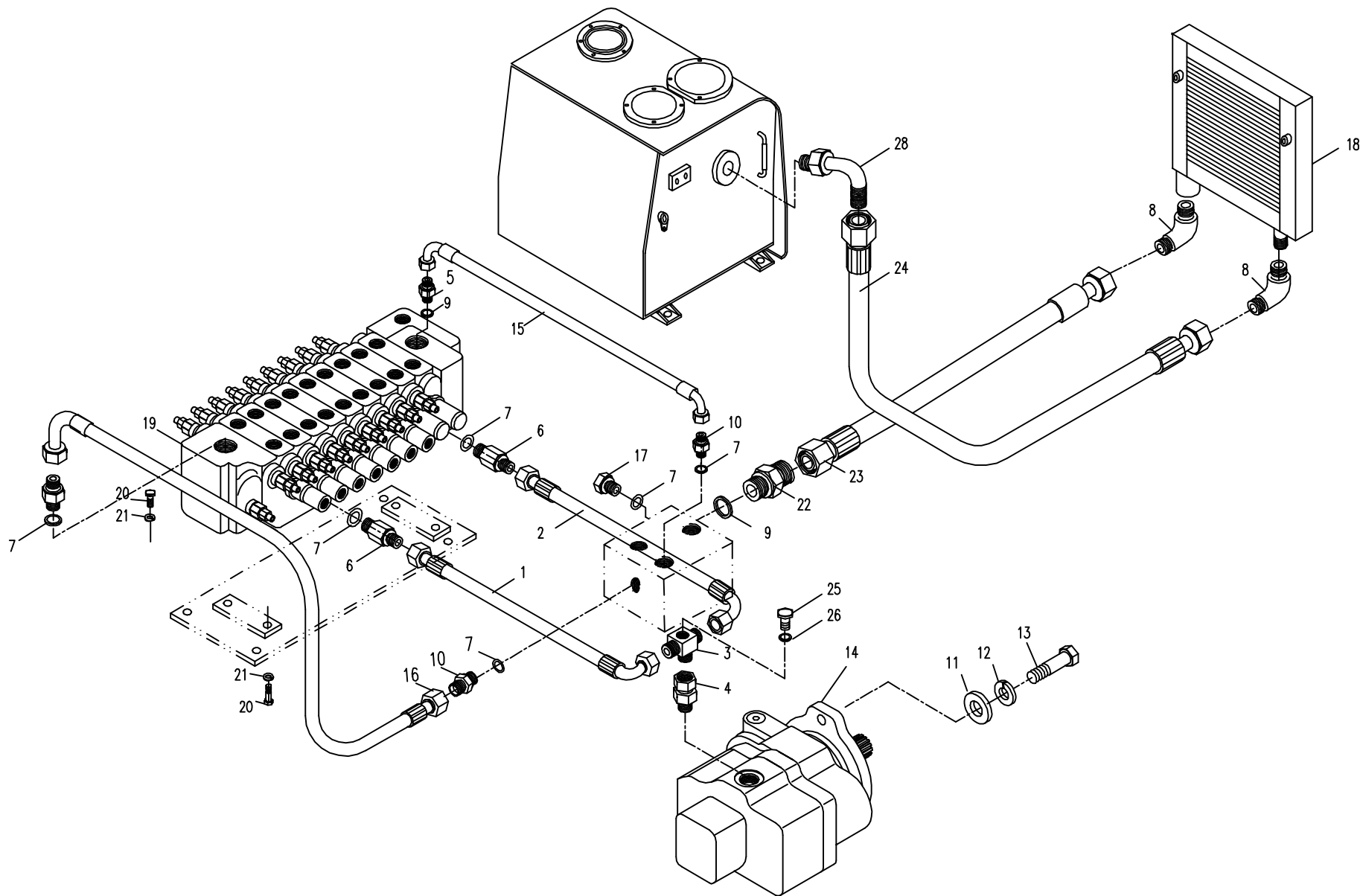
05.1.1 平台部分的液压系统 1 (适用838A,838B,838C,838D机型) HYDRAULIC SYSTEM FOR PLATFORM 1 (APPLY TO 838A,838B,838C,838C,838D TYPE)



05.2.1 平台部分的液压系统2(适用838A、838C机型) HYDRAULIC SYSTEM FOR PLATFORM 2 (APPLY TO 838A,838C TYPE)

序号 No.	数量 Quantity	代号 Code	名称 Description		备注 Remark
1	1	838A-0502000	胶管总成	Rubber pipe assembly	
2	1	838A-0503000	胶管总成	Rubber pipe assembly	
3	1	838C-0500001	三通接头	Tee joint	
4	1	838C-0500002	直接头	Bolt joint	
5	1	838A-0500004	直接头	Bolt joint	
6	2	838A-0500002	长直接头	Bolt joint	
7	6	ISO286	组合垫圈22	Combinatory washer 22	
8	2	830H-0500002	短弯接头	Bolt joint	
9	2	ISO286	组合垫圈27	Combinatory washer 27	
10	2	838B-0500002	直接头	Bolt Joint	
11	2	GB/T97.1	垫圈16	Washer 16	Zn.D
12	2	GB/T93	垫圈16	Washer 16	Zn.D
13	2	GB/T5783A	螺栓M16x40	Bolt M16; 40	8.8-Zn.D
14	1	838A-0501000	变量柱塞泵	Pump	
15	1	838A-0504000	胶管总成	Rubber pipe assembly	
16	1	838A-0505000	胶管总成	Rubber pipe assembly	
17	1	830-0500004	螺塞	Screw plug	
18	1	838A-0532000	油冷器	Radiator	
19	1	838A-0527000	多路阀	Multi-change valve	
20	8	GB/T5783A	螺栓M10×25	Bolt M10; 25	8.8-Zn.D
21	8	GB/T93	垫圈10	Washer 10	Zn.D
22	1	838B-0500013	直接头	Bolt Joint	
23	1	838B-0521000	胶管总成	Rubber pipe assembly	
24	1	838B-0522000a	胶管总成	Rubber pipe assembly	
25	1	820-0500004	螺塞	Screw plug	
26	1	ISO 286	组合垫 10	Combinatory washer 10	

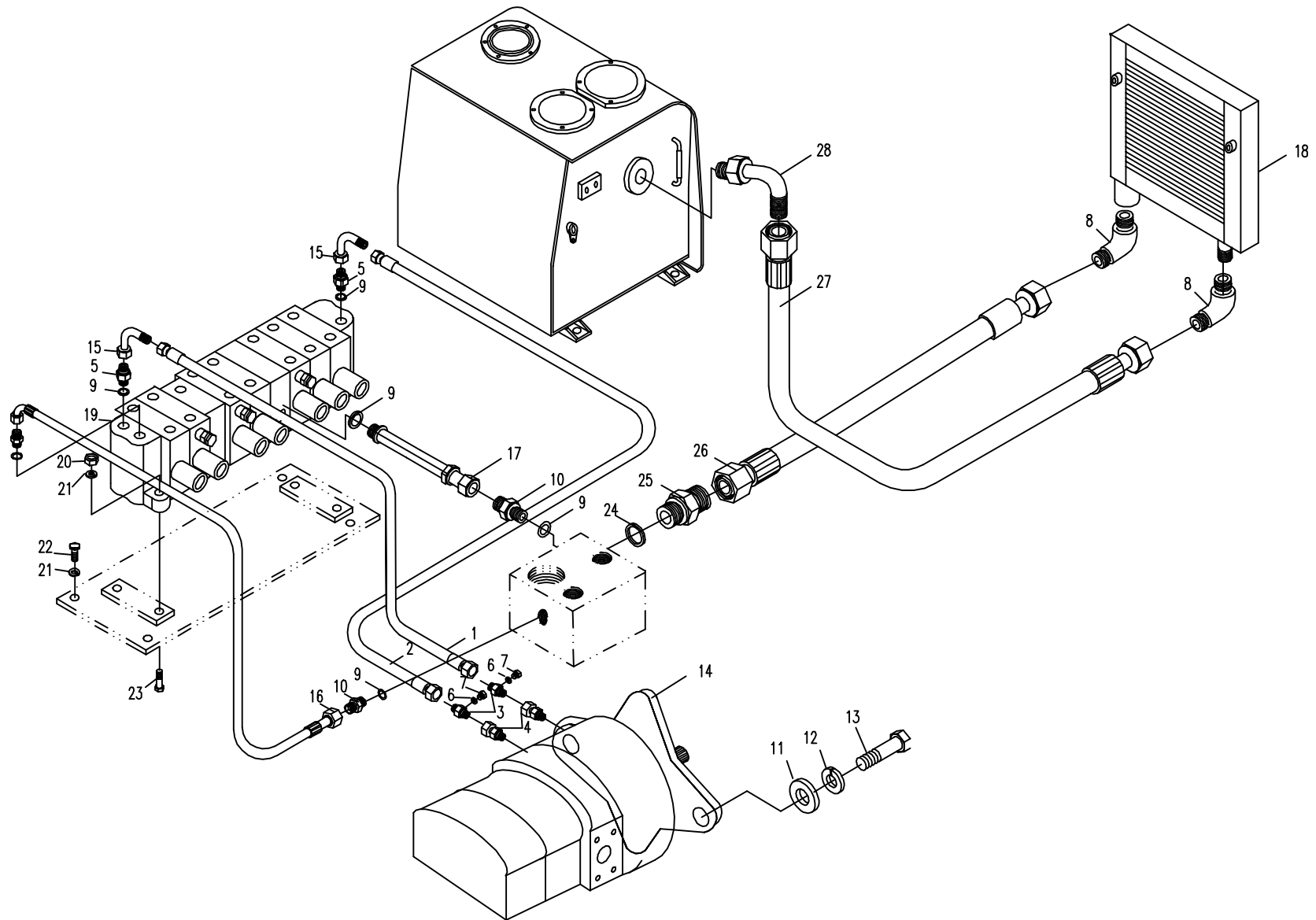
05.2.1 平台部分的液压系统2(适用838A、838C机型) HYDRAULIC SYSTEM FOR PLATFORM 2 (APPLY TO 838A,838C TYPE)



05.2.2 平台部分的液压系统2(适用838B机型) HYDRAULIC SYSTEM FOR PLATFORM 2 (APPLY TO 838B TYPE)

序号 Nb.	数量 Quantity	代号 Code	名称 Description		备注 Remark
1	1	830E-0513000	胶管总成	Rubber pipe assembly	
2	1	838B-0532000	胶管总成	Rubber pipe assembly	
3	2	830E-0500008	带测压口接头	Joint	
4	2	830E-0500007	内外螺纹直接头	Bolt Joint	
5	2	820-0500008	直接头	Bolt Joint	
6	3	ISO286	组合垫圈10	Combinatory washer 10	
7	3	820-0500004	螺塞	Plug	
8	2	830H-0500002	短弯接头	Joint	
9	5	ISO286	组合垫圈22	Combinatory washer 22	
10	2	838B-0500002	直接头	Bolt Joint	
11	2	GB/T97.1	垫圈12	Washer 12	Zn.D
12	2	GB/T93	垫圈12	Washer 12	Zn.D
13	2	GB/T5783A	螺栓M12; 30	Bolt M12; 30	8.8-Zn.D
14	1	830B-0509000	变量柱塞泵	Pump	
15	1	830E-0500003	内外螺纹弯接头	Joint	
16	1	838B-0502000	胶管总成	Rubber pipe assembly	
17	1	838-0534000	钢管总成	Steel pipe assembly	
18	1	838A-0532000	油冷器	Radiator	
19	1	830D-0509000	多路阀	Multi-change valve	
20	4	GB/T6170	螺母M10	Nut M10	8-Zn.D
21	8	GB/T93	垫圈10	Washer 10	Zn.D
22	4	GB/T5783A	螺栓M10×20	Bolt M10; 20	8.8-Zn.D
23	4	GB/T5783A	螺栓M10×35	Bolt M10; 35	8.8-Zn.D
24	2	ISO286	组合垫圈27	Combinatory washer 27	
25	1	838B-0500013	直接头	Bolt Joint	
26	1	838B-052200a	胶管总成	Rubber pipe assembly	
27	1	838B-0521000	胶管总成	Rubber pipe assembly	
28	1	838B-0529000	可调90度弯接头	Square Joint	
29	1	ISO286	组合垫圈33	Combinatory washer 33	

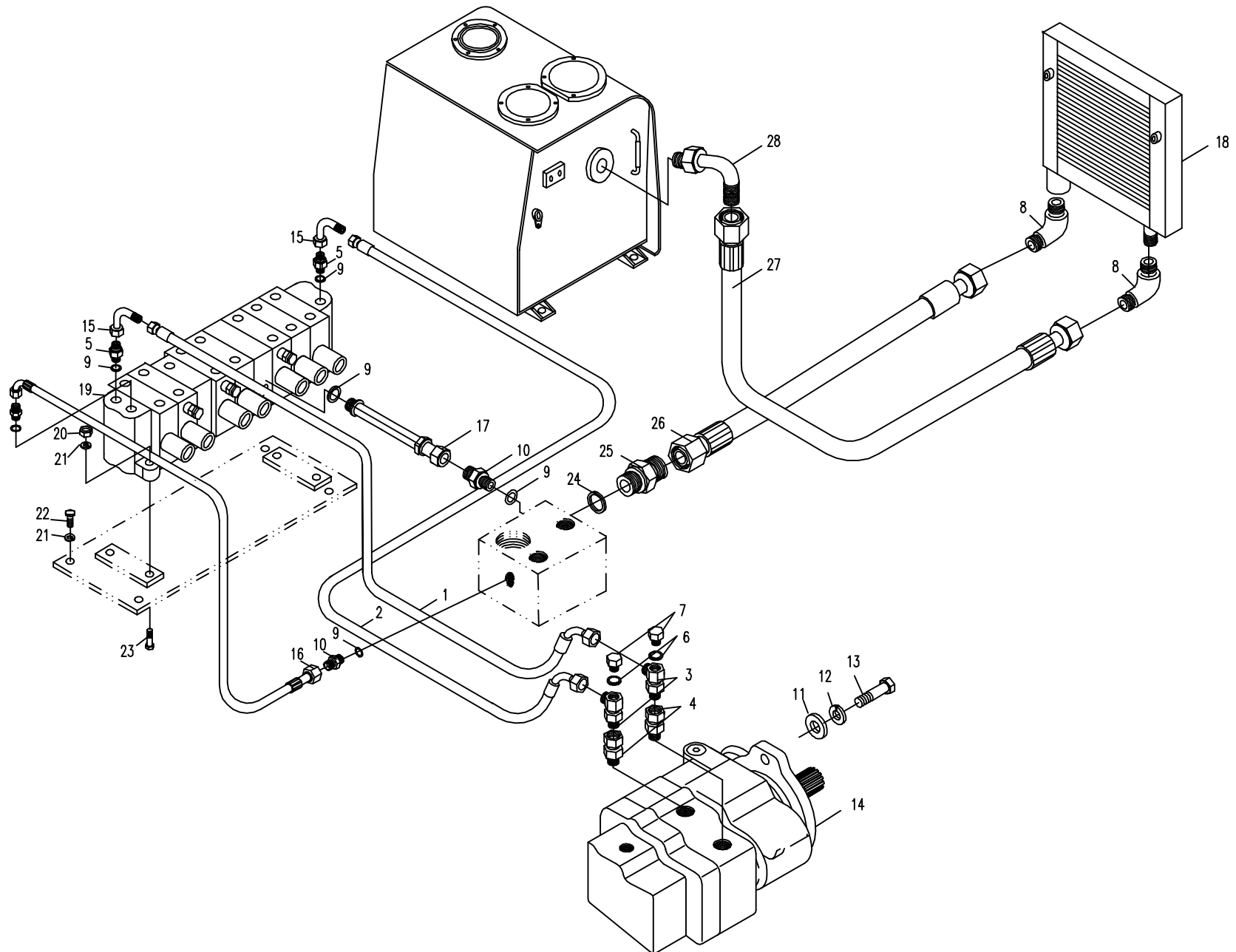
05.2.2 平台部分的液压系统2(适用838B机型) HYDRAULIC SYSTEM FOR PLATFORM 2 (APPLY TO 838B TYPE)



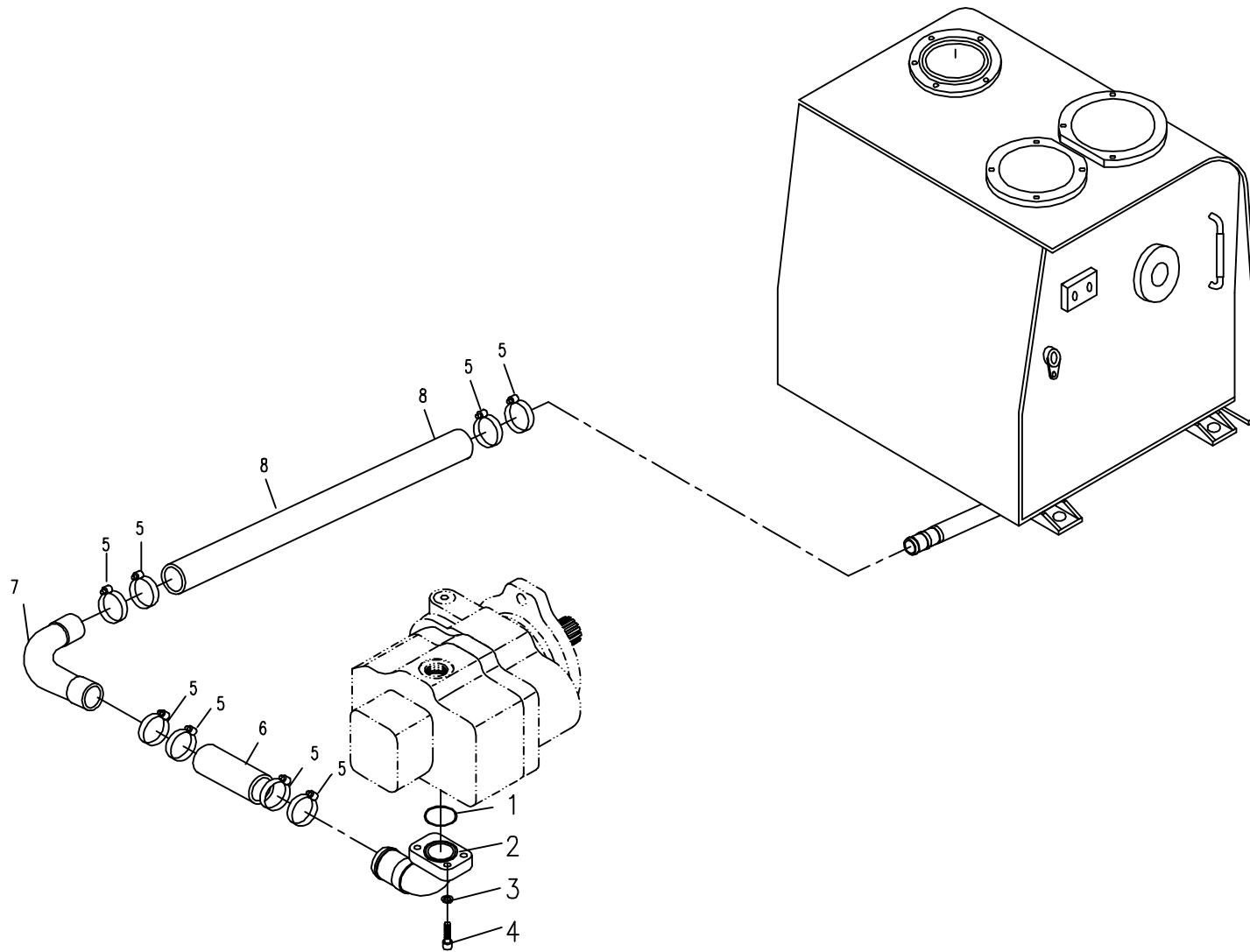
05.2.3 平台部分的液压系统 2(适用838D机型) HYDRAULIC SYSTEM FOR PLATFORM 2 (APPLY TO 838D TYPE)

序号 Nb.	数量 Quantity	代号 Code	名称 Description		备注 Remark
1	1	830E- 0513000	胶管总成	Rubber pipe assembly	
2	1	838B- 0532000	胶管总成	Rubber pipe assembly	
3	2	828- 0500007	带测压口接头	Joint	
4	2	830E- 0500007	内外螺纹直接头	Bolt joint	
5	2	820- 0500008	直接头	Bolt joint	
6	3	I SQ286	组合垫圈10	Combinatory washer 10	
7	3	820- 0500004	螺塞	Screw plug	
8	2	830H- 0500002	短弯接头	Joint	
9	5	I SQ286	组合垫圈22	Combinatory washer 22	
10	2	838B- 0500002	直接头	Bolt Joint	
11	2	GB/ T97. 1	垫圈12	Washer 12	Zn.D
12	2	GB/ T93	垫圈12	Washer 12	Zn.D
13	2	GB/ T5783A	螺栓M12×30	Bolt M12; 30	8.8-Zn.D
14	1	830B- 0509000	变量柱塞泵	Pump	
15	1	830E- 0500003	内外螺纹弯接头	Joint	
16	1	838B- 0502000	胶管总成	Rubber pipe assembly	
17	1	838- 0534000	钢管总成	Steel pipe assembly	
18	1	838A- 0532000	油冷器	Radiator	
19	1	830D- 0509000	多路阀	Multi-change valve	
20	4	GB/ T6170	螺母M10	Nut M10	8-Zn.D
21	8	GB/ T93	垫圈10	Washer 10	Zn.D
22	4	GB/ T5783A	螺栓M10×20	Bolt M10; 20	8.8-Zn.D
23	4	GB/ T5783A	螺栓M10×35	Bolt M10; 35	8.8-Zn.D
24	2	I SQ286	组合垫圈27	Combinatory washer 27	
25	1	838B- 0500013	直接头	Bolt Joint	
26	1	838B- 052200a	胶管总成	Rubber pipe assembly	
27	1	838B- 0521000	胶管总成	Rubber pipe assembly	
28	1	838B- 0529000	可调90度弯接头	Square Joint	
29	1	I SQ286	组合垫圈33	Combinatory washer 33	

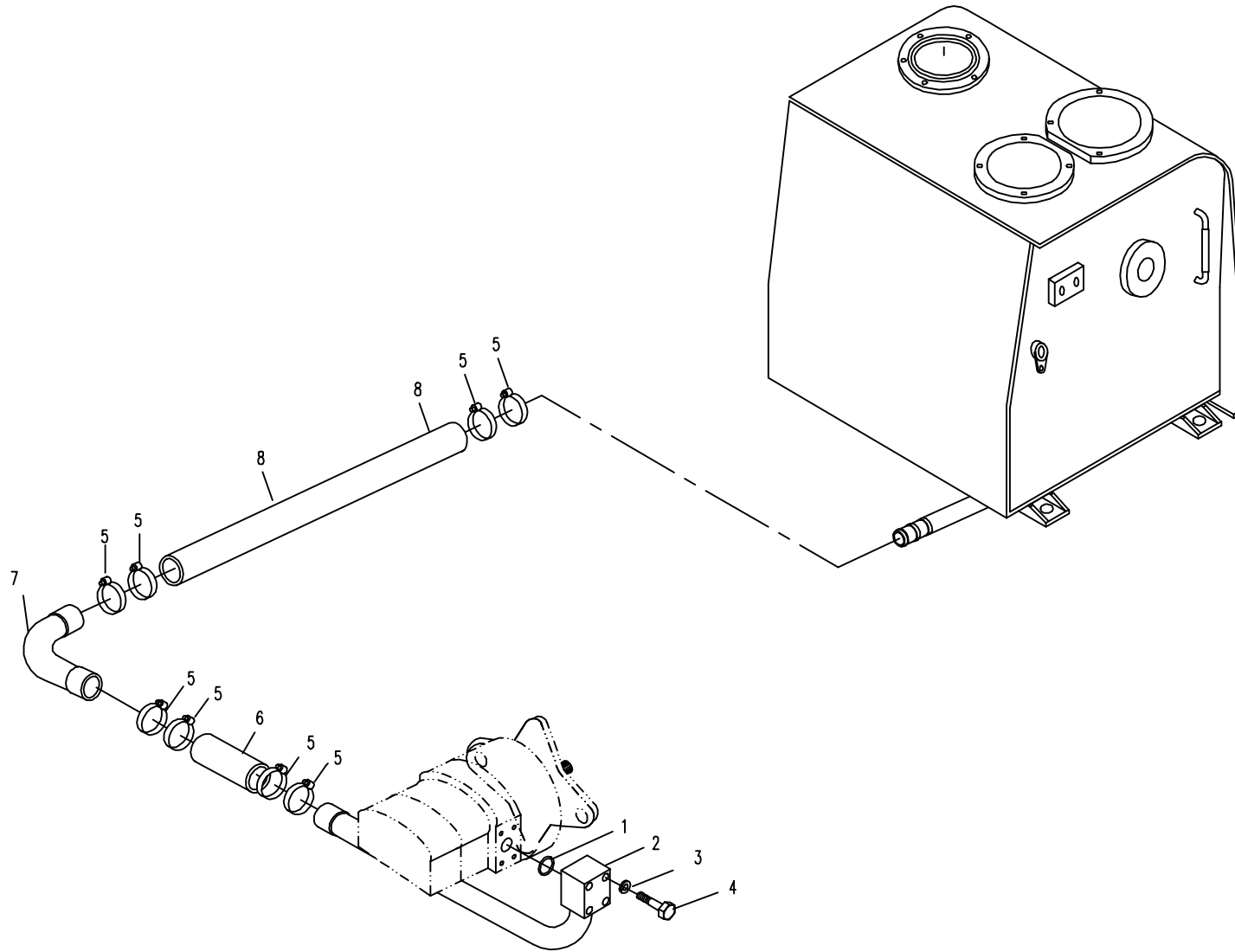
05.2.3 平台部分的液压系统 2(适用838D机型) HYDRAULIC SYSTEM FOR PLATFORM 2 (APPLY TO 838D TYPE)



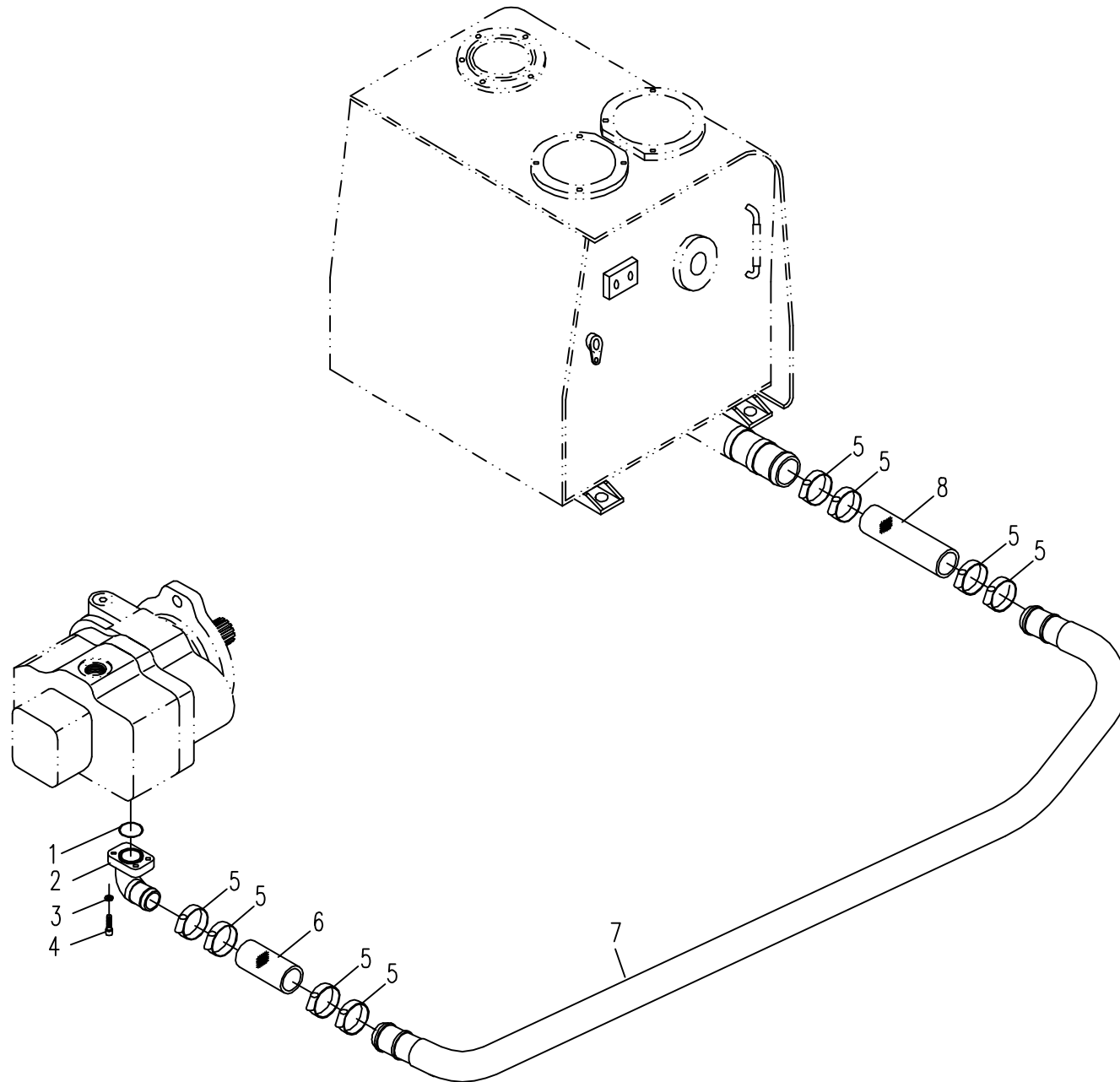
05.3.1 平台部分的液压系统3(适用838A机型) HYDRAULIC SYSTEM FOR PLATFORM 3 (APPLY TO 838A TYPE)



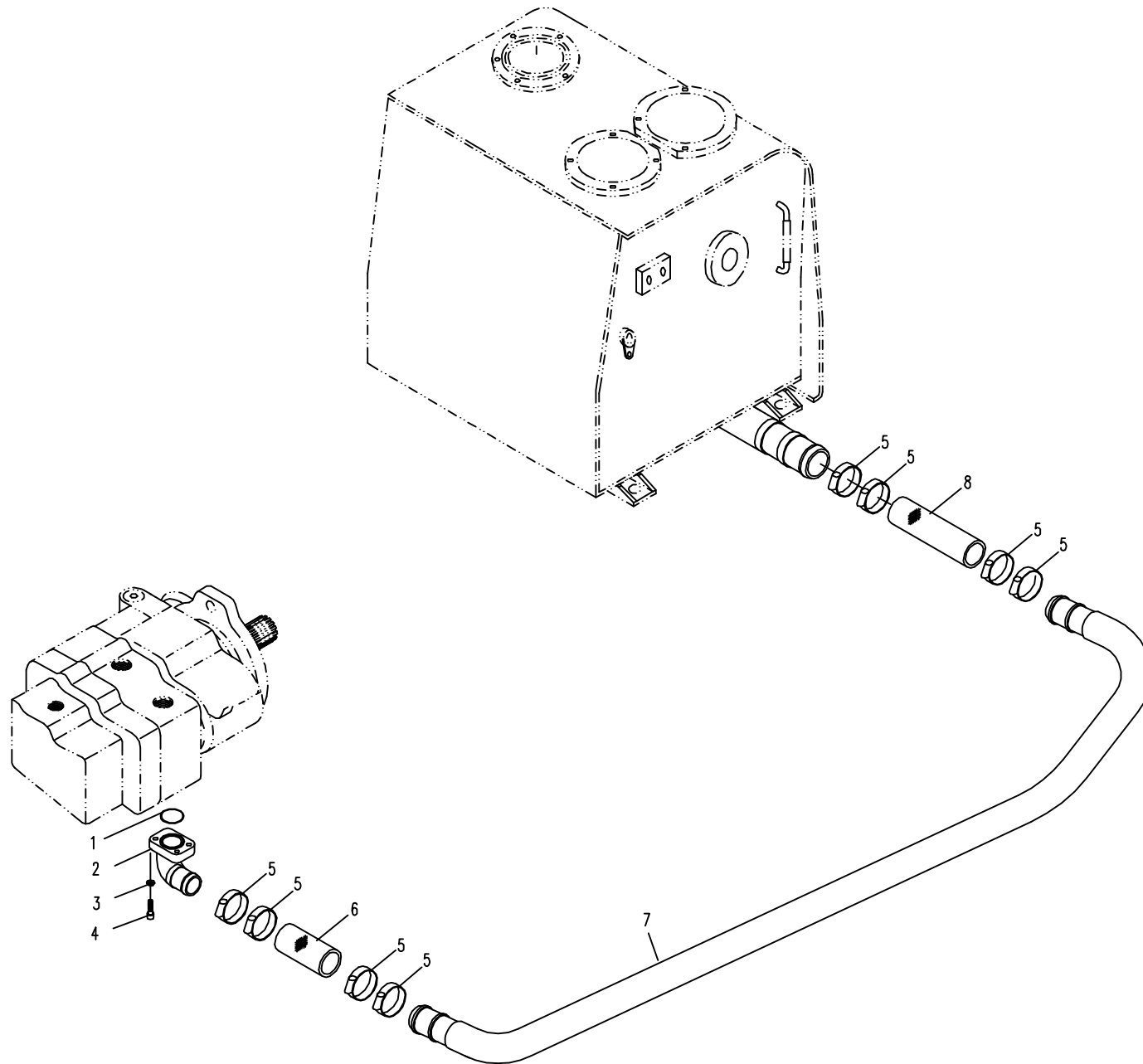
05.3.2 平台部分的液压系统3(适用838B机型) HYDRAULIC SYSTEM FOR PLATFORM 3 (APPLY TO 838B TYPE)



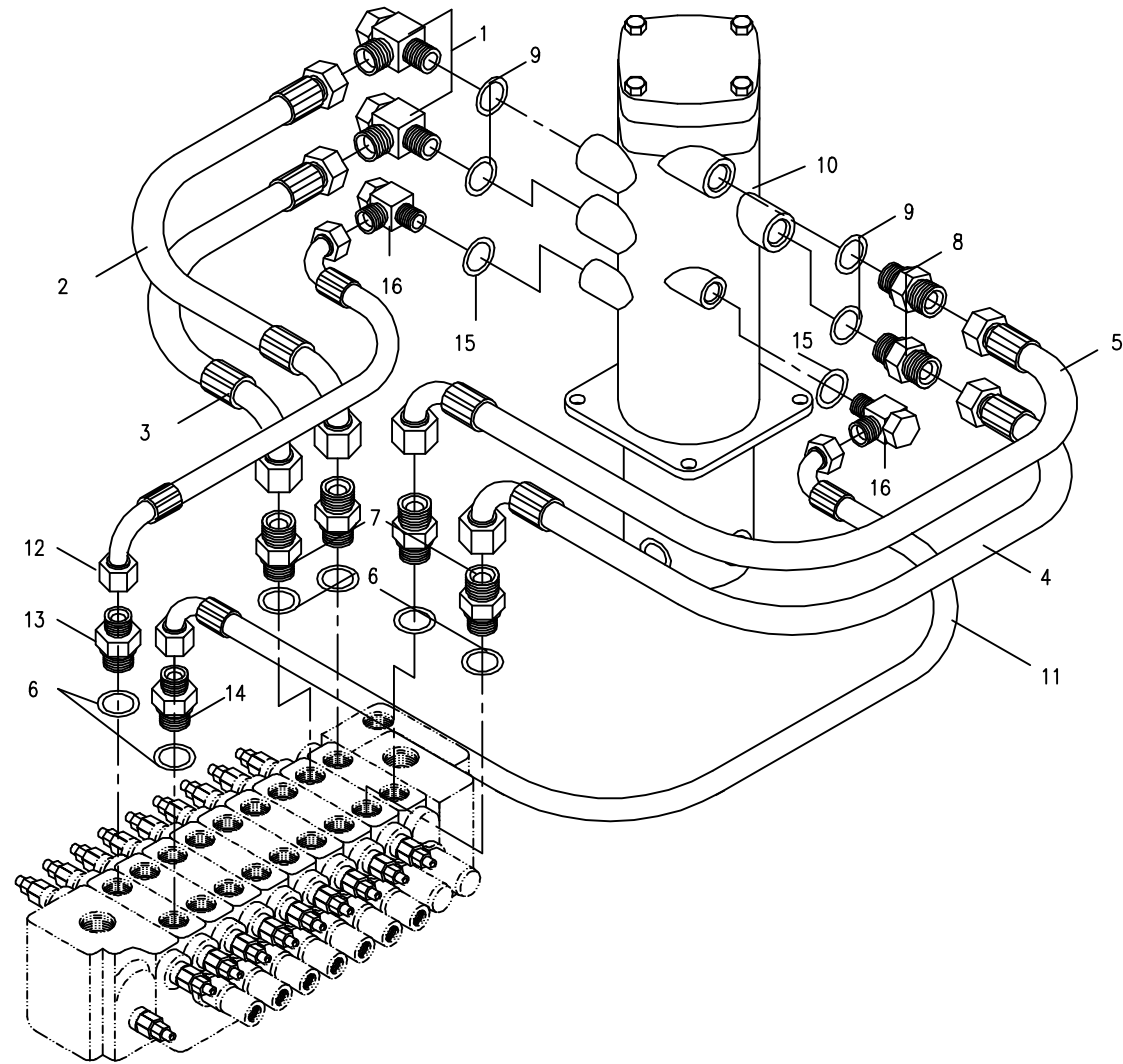
05.3.3 平台部分的液压系统 3(适用838C机型) HYDRAULIC SYSTEM FOR PLATFORM 3 (APPLY TO 838C TYPE)



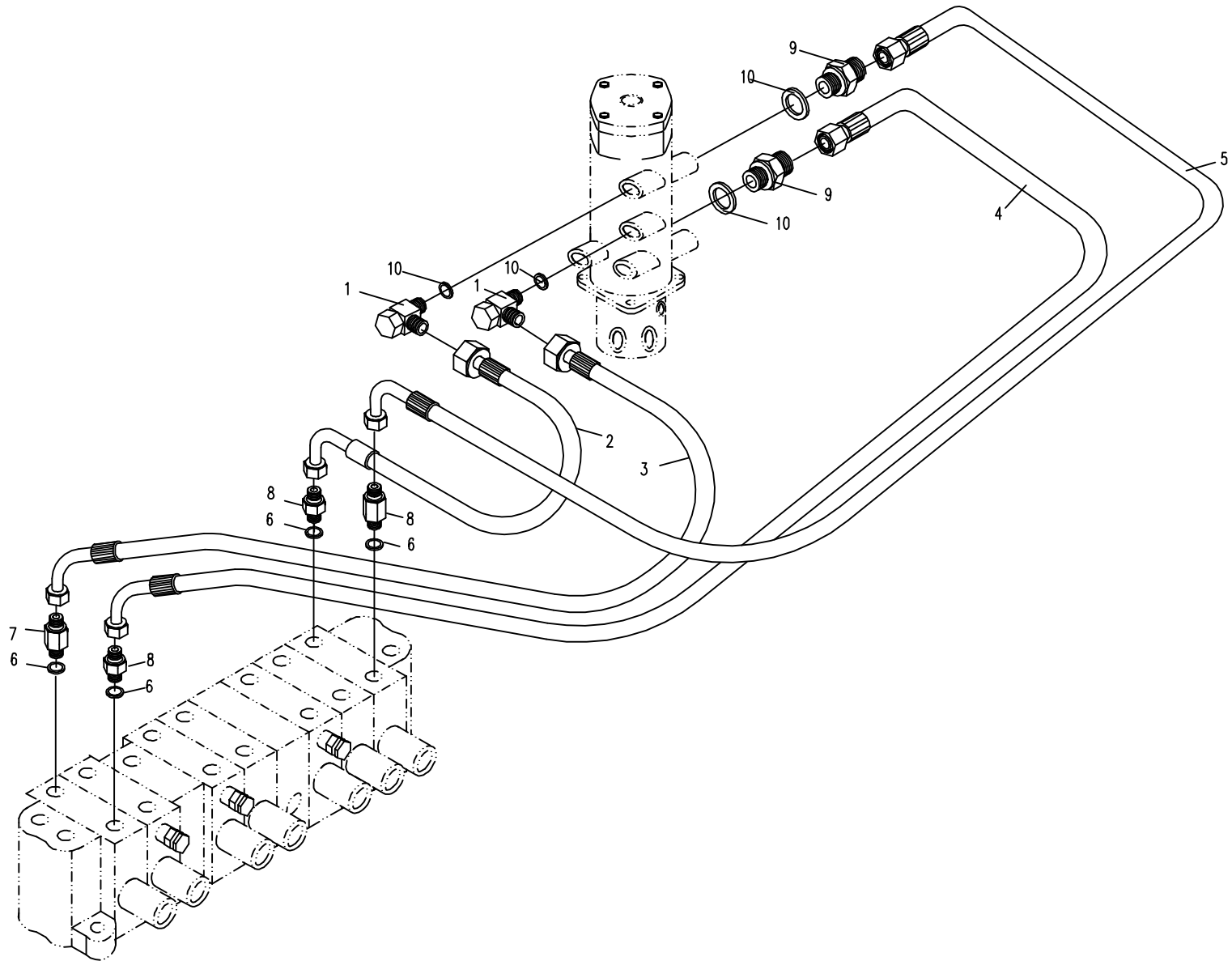
05.3.4 平台部分的液压系统 3(适用838D机型) HYDRAULIC SYSTEM FOR PLATFORM 3 (APPLY TO 838D TYPE)



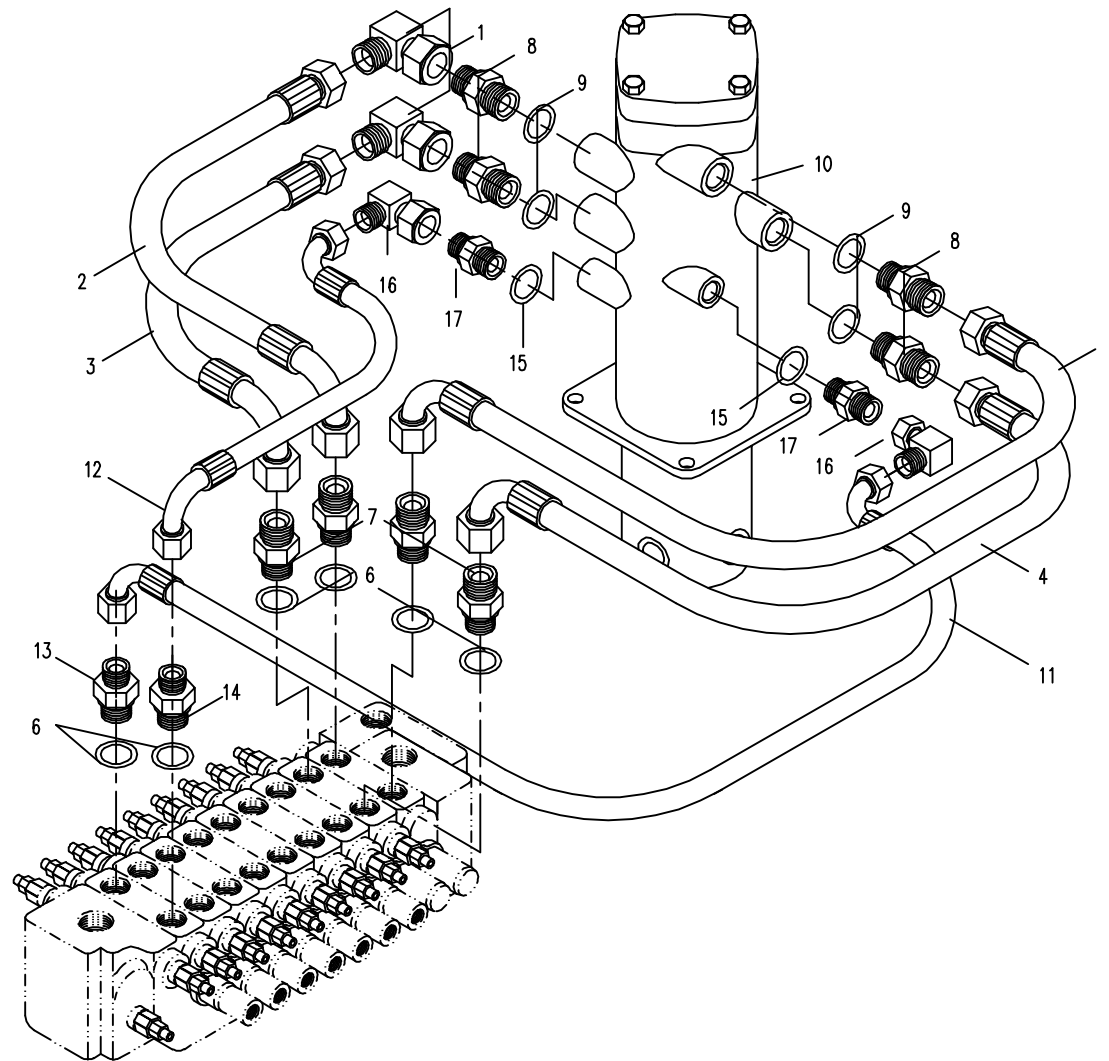
05.4.1 平台部分的液压系统4(适用838A机型) HYDRAULIC SYSTEM FOR PLATFORM 4 (APPLY TO 838A TYPE)



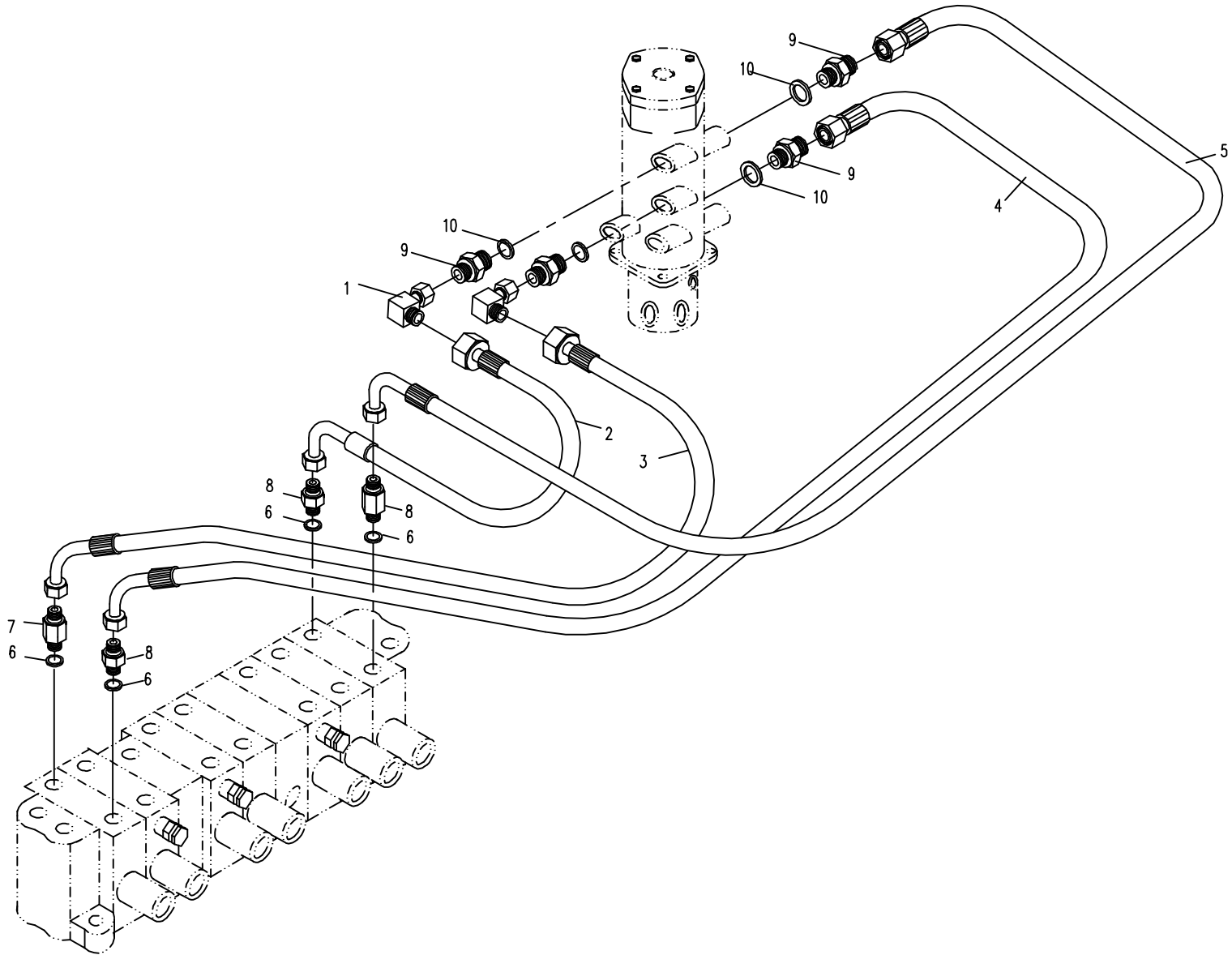
05.4.2 平台部分的液压系统4(适用838B机型) HYDRAULIC SYSTEM FOR PLATFORM 4 (APPLY TO 838B TYPE)



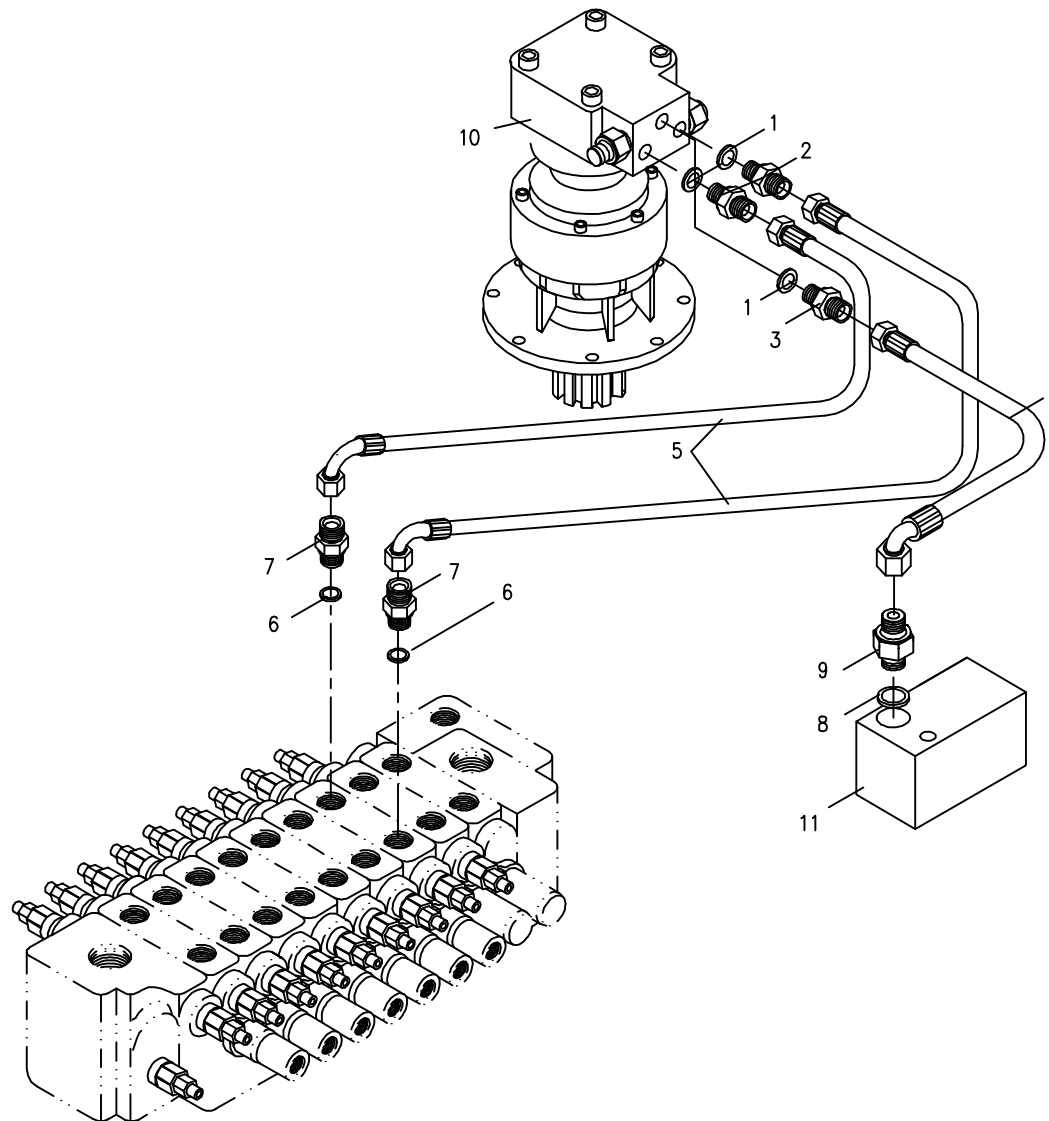
05.4.3 平台部分的液压系统 4(适用838C机型) HYDRAULIC SYSTEM FOR PLATFORM 4 (APPLY TO 838C TYPE)



05.4.4 平台部分的液压系统 4(适用838D机型) HYDRAULIC SYSTEM FOR PLATFORM 4 (APPLY TO 838D TYPE)



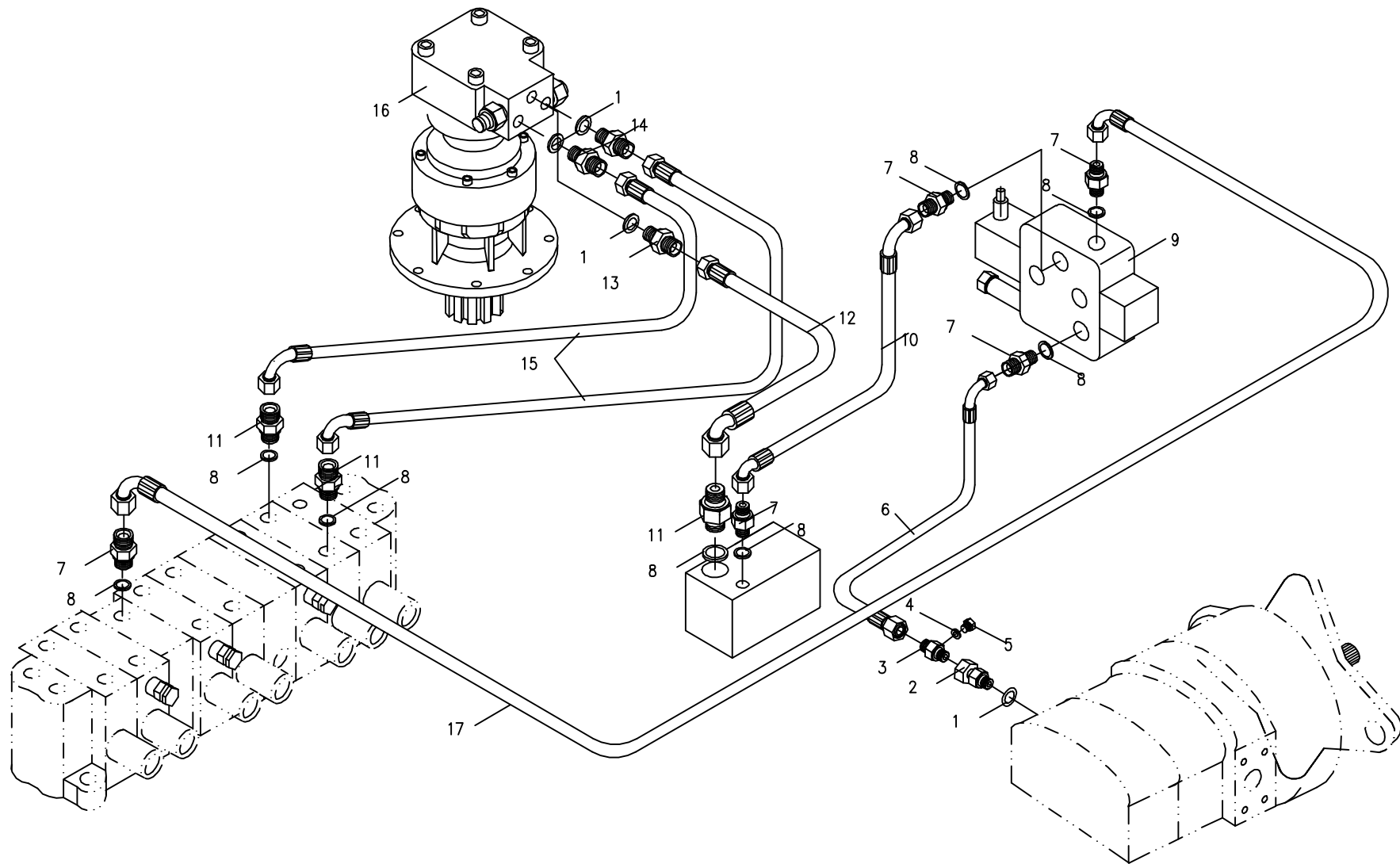
05.5.1 平台部分的液压系统5(适用838A机型) HYDRAULIC SYSTEM FOR PLATFORM 5 (APPLY TO 838A TYPE)



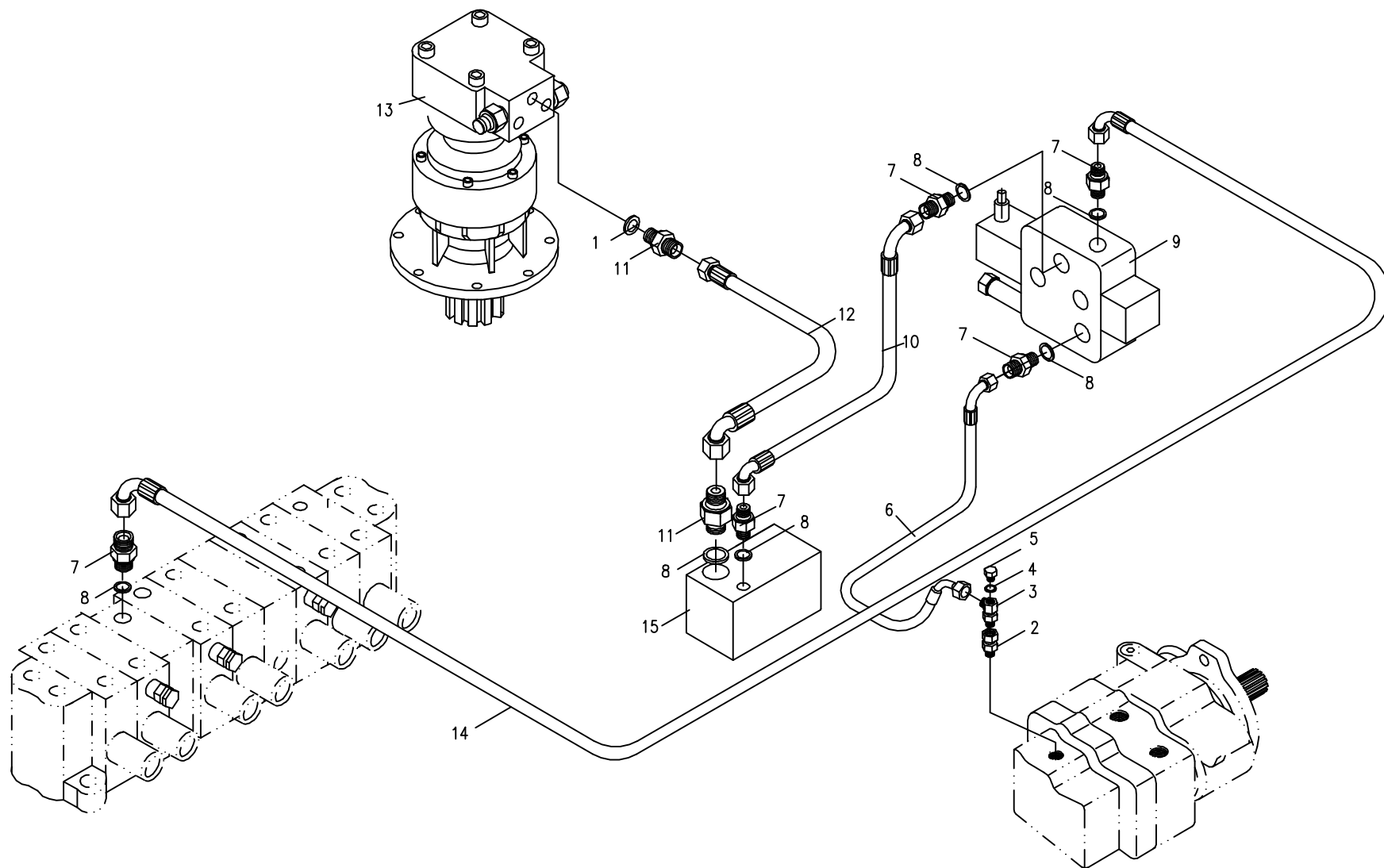
05.5.2 平台部分的液压系统5(适用838B机型) HYDRAULIC SYSTEM FOR PLATFORM 5 (APPLY TO 838B TYPE)

序号 Nb.	数量 Quantity	代号 Code	名称 Description		备注 Remark
1	1		O形密封圈17.8vx 2.4	0; seal ring17.8; 2.4	
	1		O形密封圈13.8; 2.4	0; seal ring13.8; 2.4	KYB专用
2	1	830E-0500009	内外螺纹直接头	Joint	
3	1	830E-0500006	带测压直接头	Joint	
4	1	GB/T97.1	垫圈10	Washer 10	Zn.D
5	1	820-0500004	螺塞	Screw plug	
6	1	838B-0528000	胶管总成	Rubber pipe assembly	
7	7	820-0500023	直接头	Bolt Joint	
8	26	ISO286	组合垫圈22	Combinatory washer 22	
9	1	830-0500003	推土阀	Dozer valve	
10	1	838B-0525000a	胶管总成	Rubber pipe assembly	
11	9	820-0500009	直接头	Bolt Joint	
12	1	838B0511000a	胶管总成	Rubber pipe assembly	
13	1	850-0500003	直接头	Bolt Joint	
	1	838A-0500009	直接头	Bolt Joint	KYB专用
14	2	850-0500005	直接头	Bolt Joint	
	1	838A-0500009	直接头	Bolt Joint	KYB专用
15	2	838B-0503000	胶管总成	Rubber pipe assembly	
16	1	850-0505000	回转马达	Slewing motor	
	1	838A-0528000	回转马达	Slewing motor	KYB专用
17	1	838-0526000	胶管总成	Rubber pipe assembly	
18	1	838B-0533000a	背压阀	Valve	

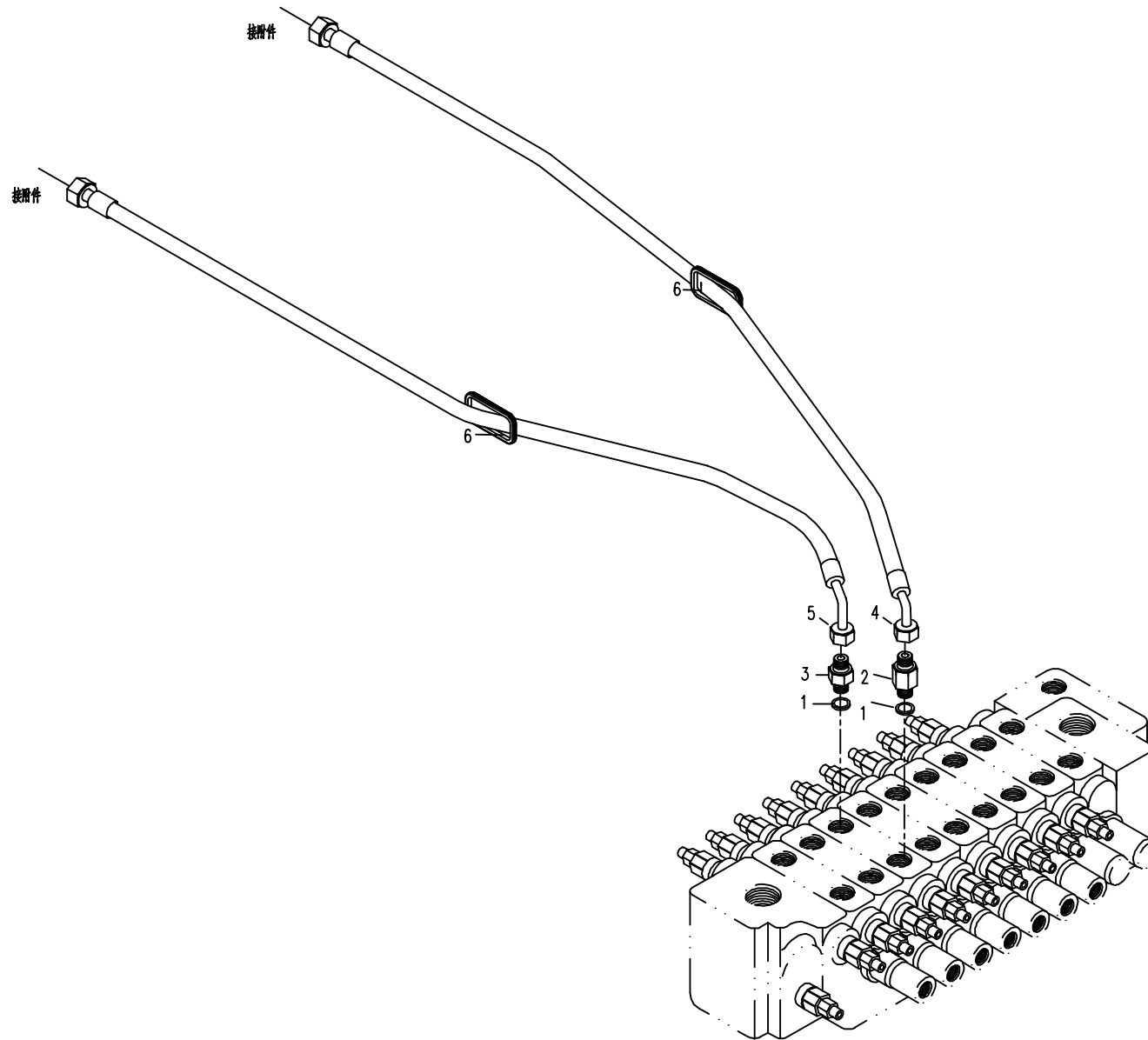
05.5.2 平台部分的液压系统5(适用838B机型) HYDRAULIC SYSTEM FOR PLATFORM 5 (APPLY TO 838B TYPE)



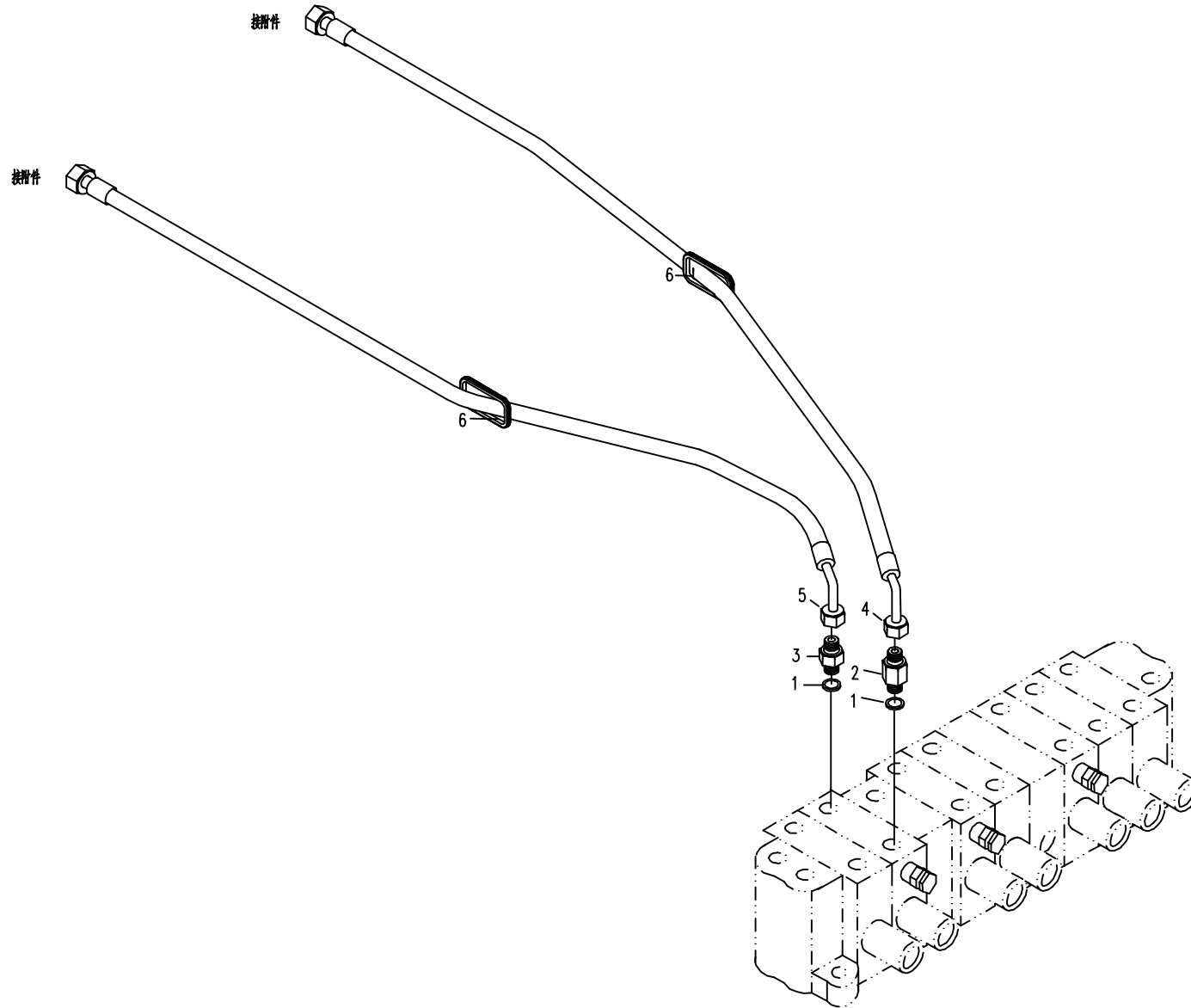
05.5.4 平台部分的液压系统 5(适用838D机型) HYDRAULIC SYSTEM FOR PLATFORM 5 (APPLY TO 838D TYPE)



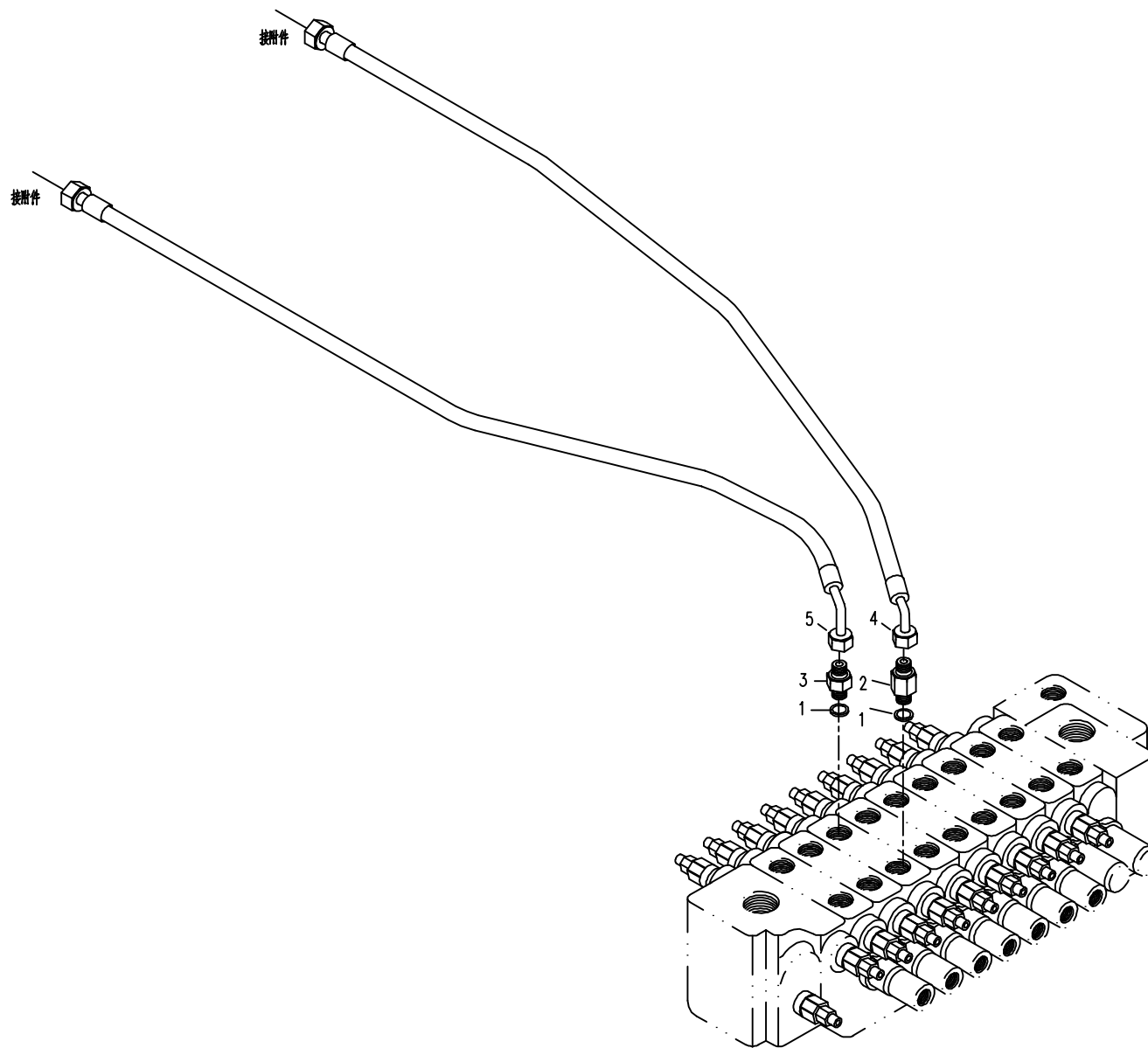
05.6.1 平台部分的液压系统6(适用838A机型) HYDRAULIC SYSTEM FOR PLATFORM 6 (APPLY TO 838A TYPE)



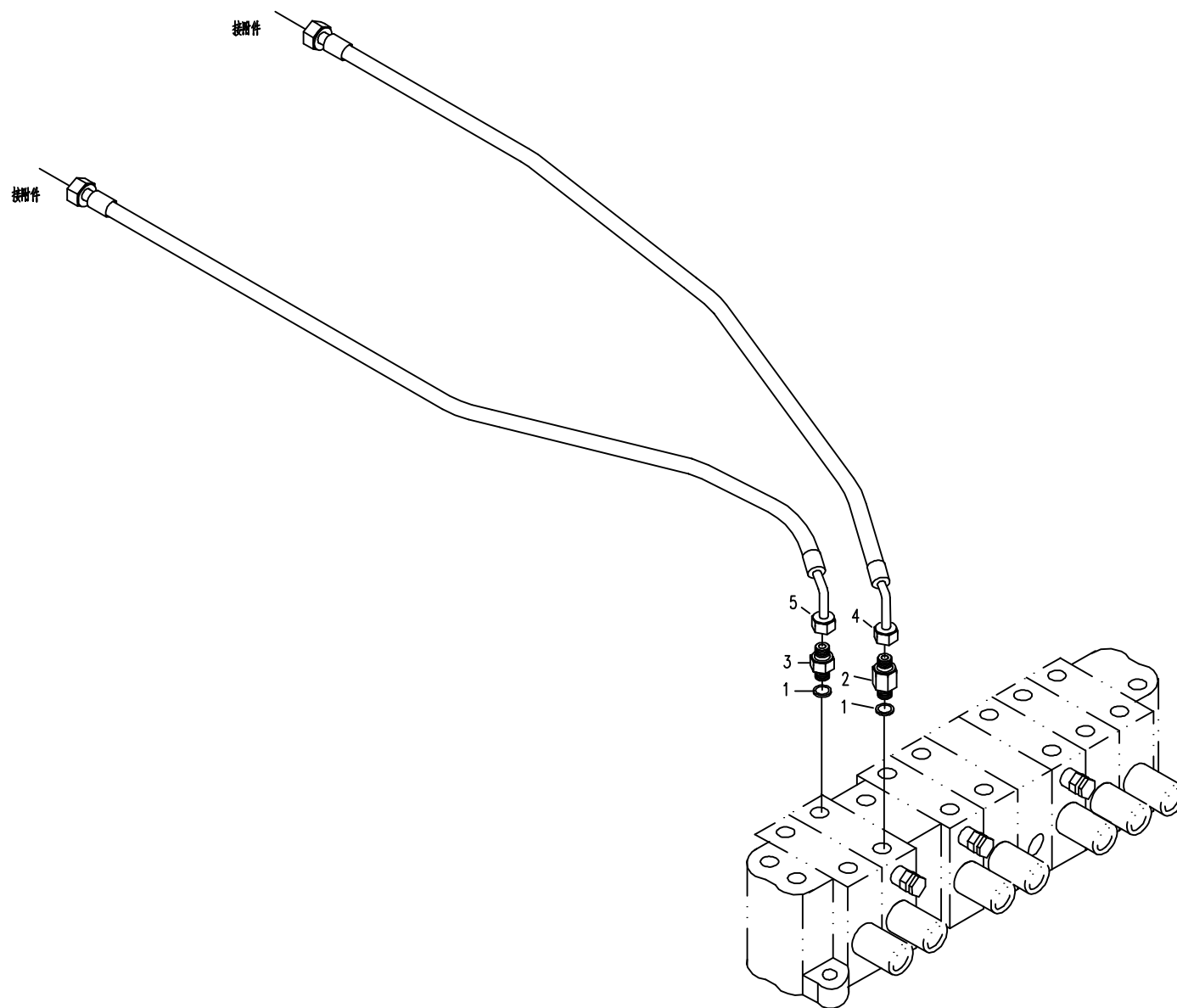
05.6.2 平台部分的液压系统6(适用838B机型) HYDRAULIC SYSTEM FOR PLATFORM 6 (APPLY TO 838B TYPE)



05.6.3 平台部分的液压系统 6(适用838C机型) HYDRAULIC SYSTEM FOR PLATFORM 6 (APPLY TO 838C TYPE)

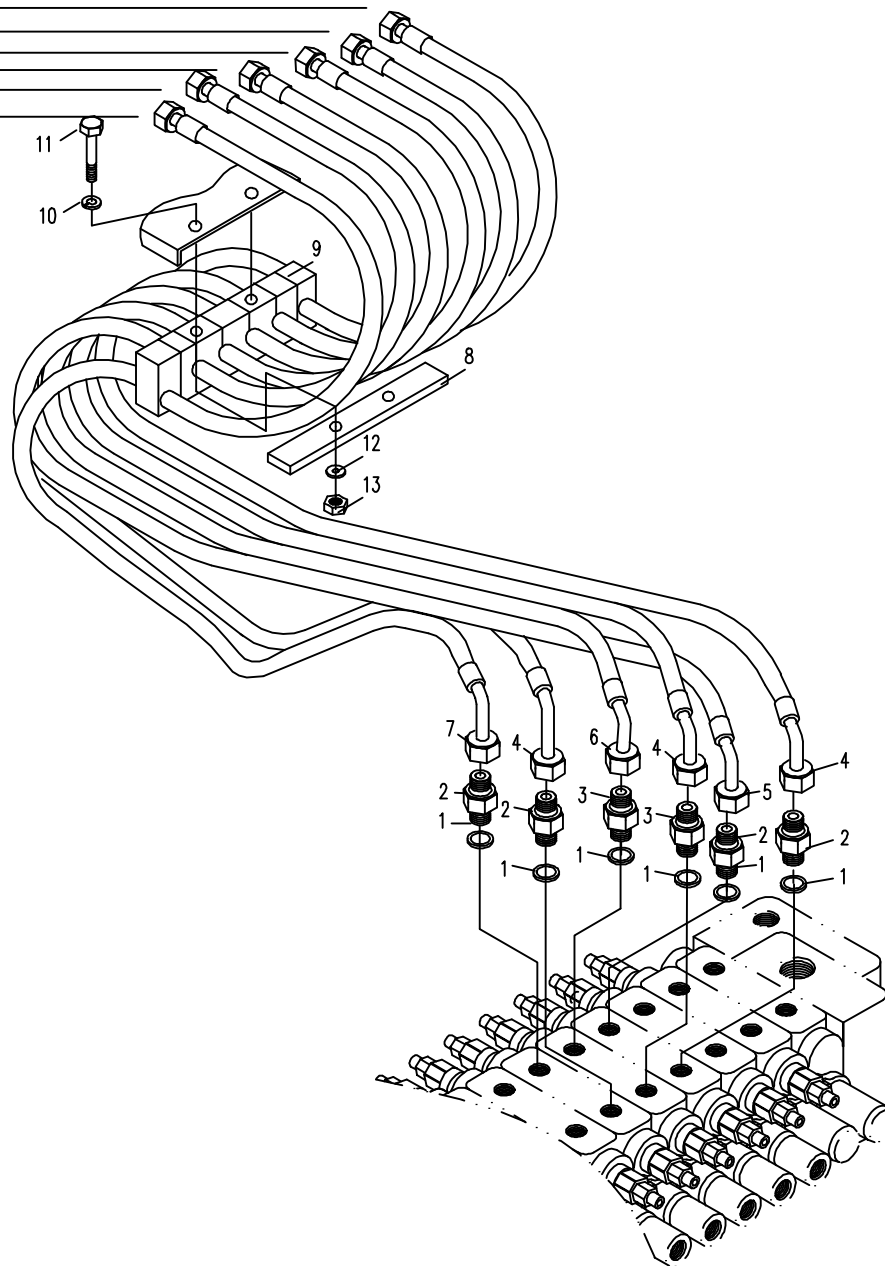


05.6.4 平台部分的液压系统 6(适用838D机型) HYDRAULIC SYSTEM FOR PLATFORM 6 (APPLY TO 838D TYPE)



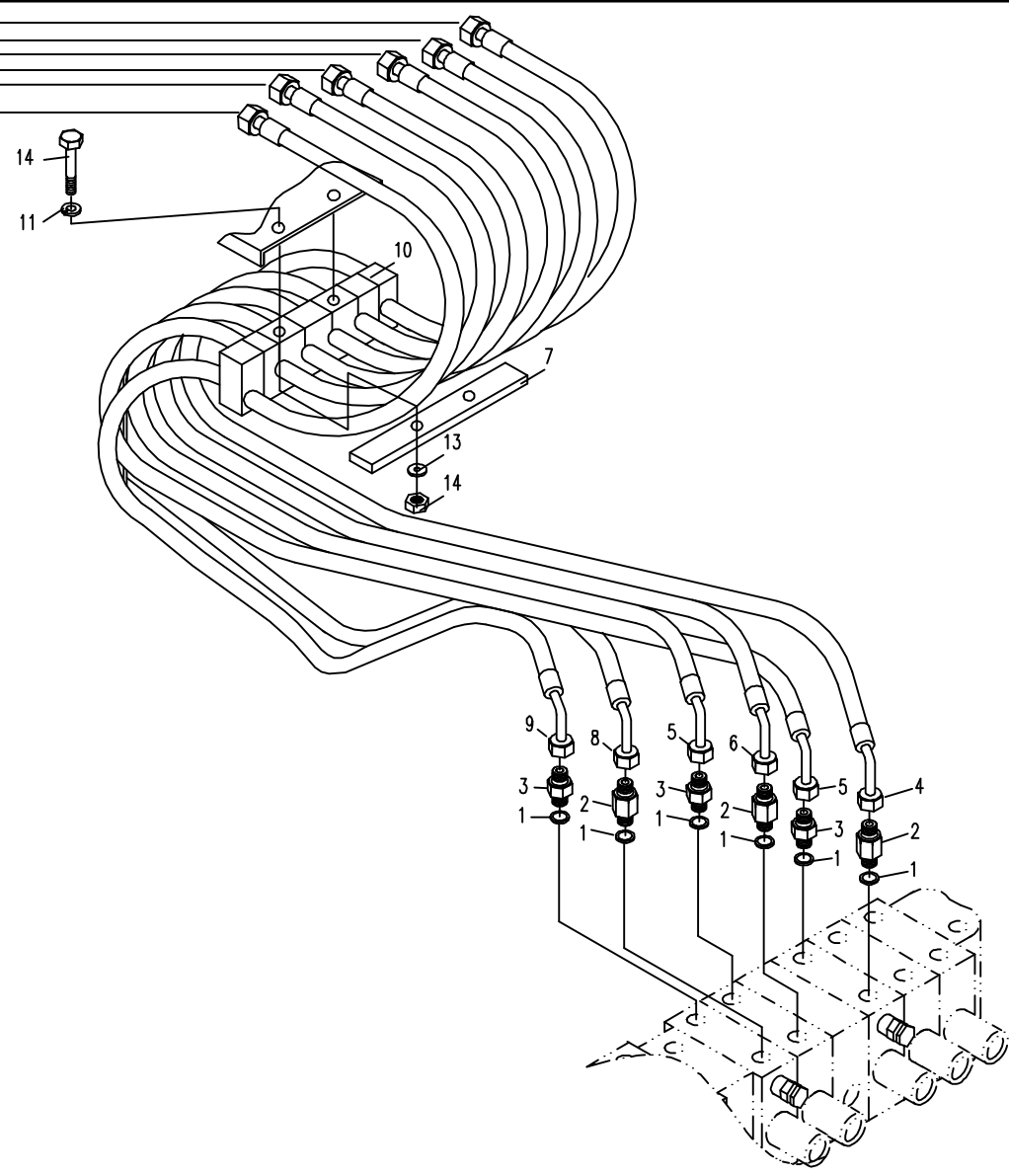
05.7.1 平台部分的液压系统7(适用838A机型) HYDRAULIC SYSTEM FOR PLATFORM 7 (APPLY TO 838A TYPE)

- 动臂大腔
- 铲斗大腔
- 斗杆大腔
- 斗杆小腔
- 铲斗小腔
- 动臂小腔

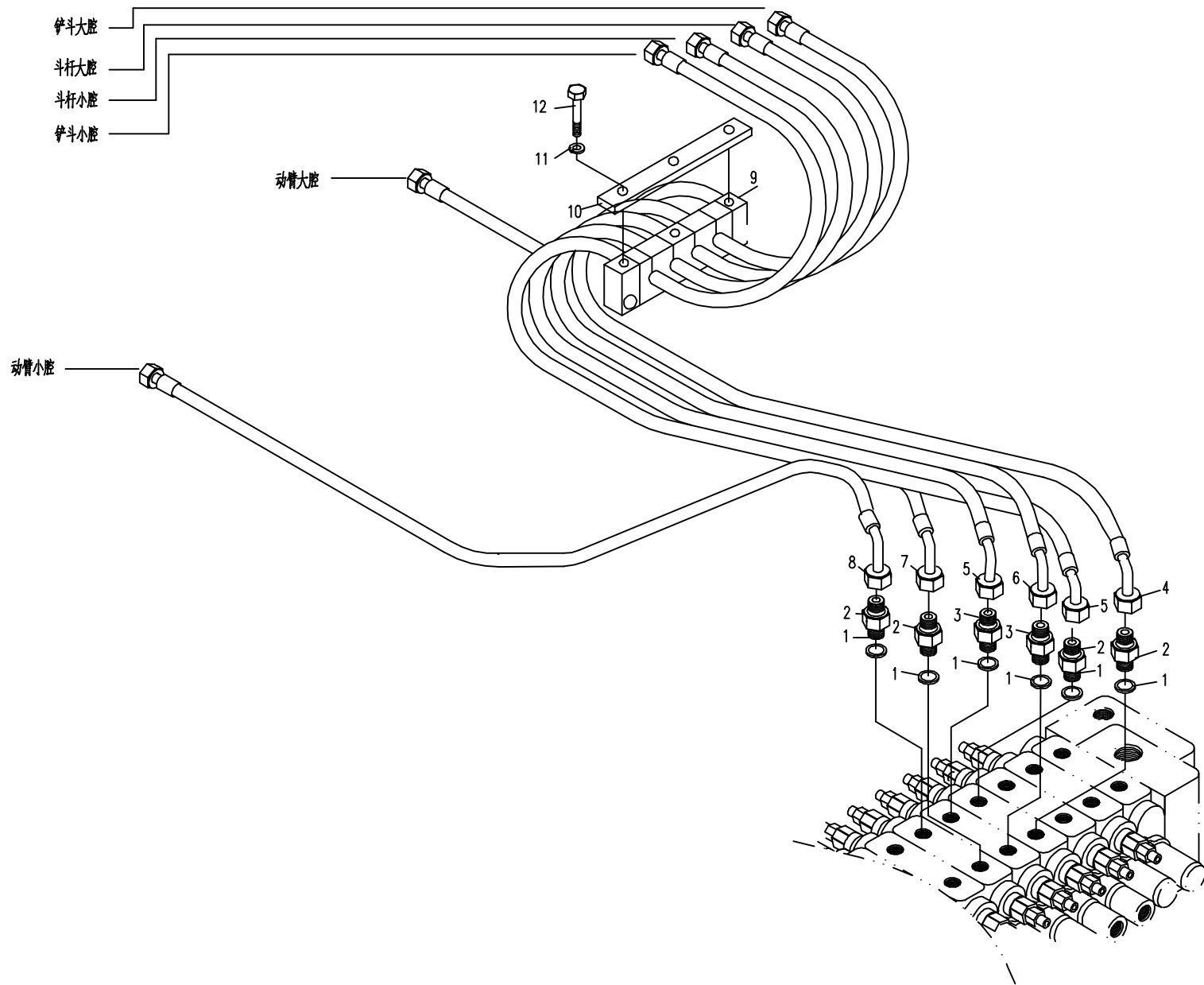


05.7.2 平台部分的液压系统7(适用838B机型) HYDRAULIC SYSTEM FOR PLATFORM 7 (APPLY TO 838B TYPE)

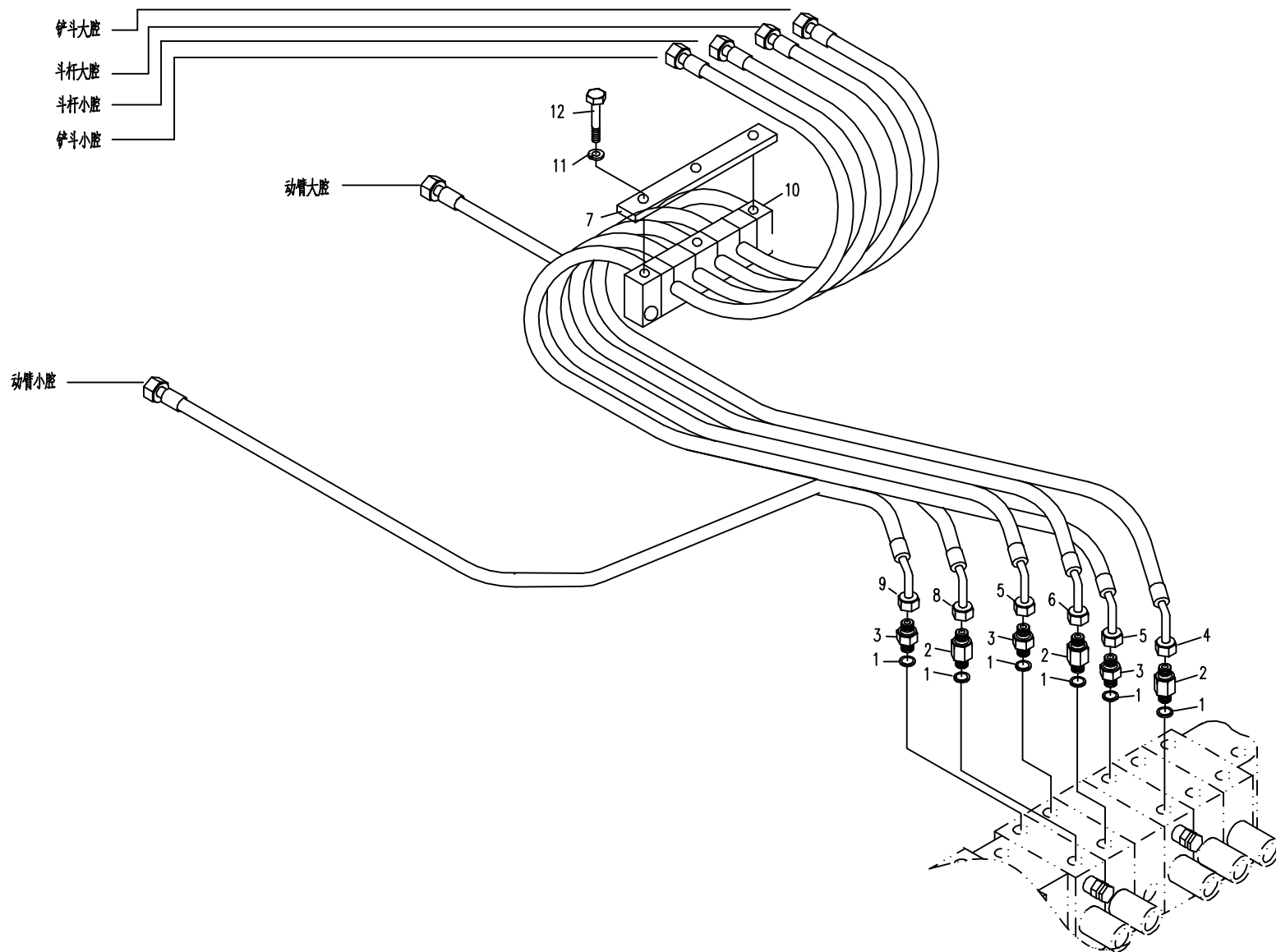
- 动臂大腔
- 铲斗大腔
- 斗杆大腔
- 斗杆小腔
- 铲斗小腔
- 动臂小腔



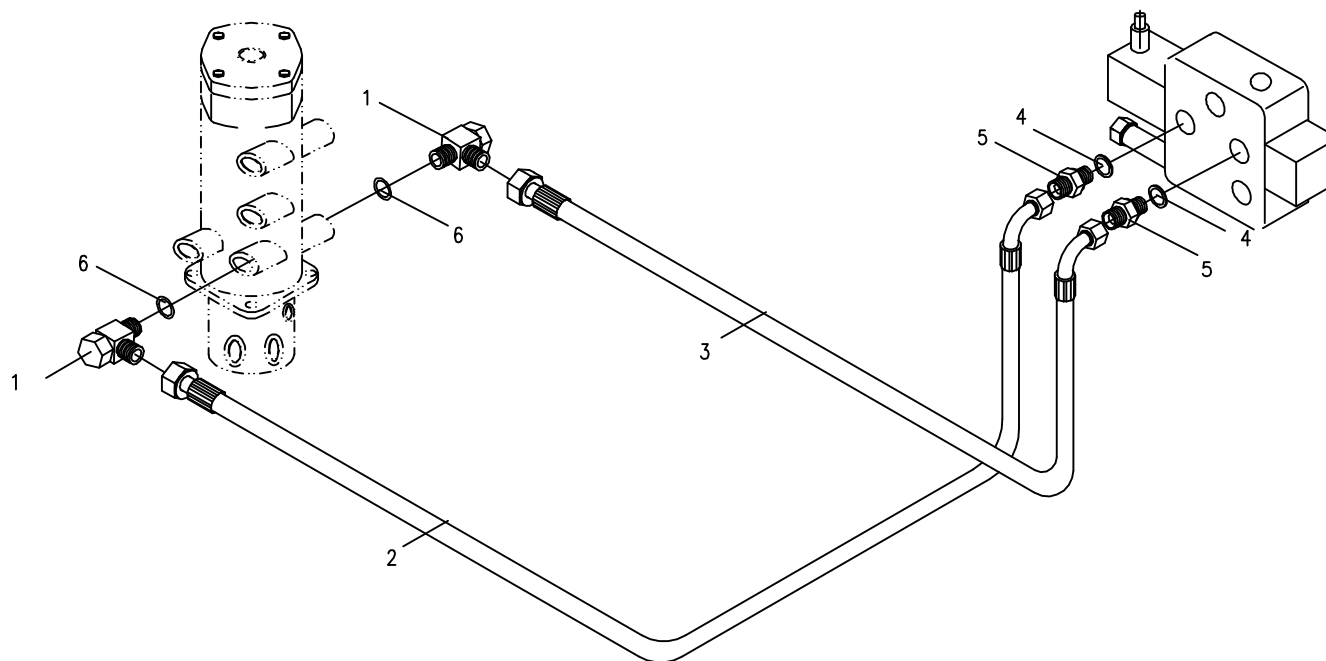
05.7.3 平台部分的液压系统 7(适用838C机型) HYDRAULIC SYSTEM FOR PLATFORM 7 (APPLY TO 838C TYPE)



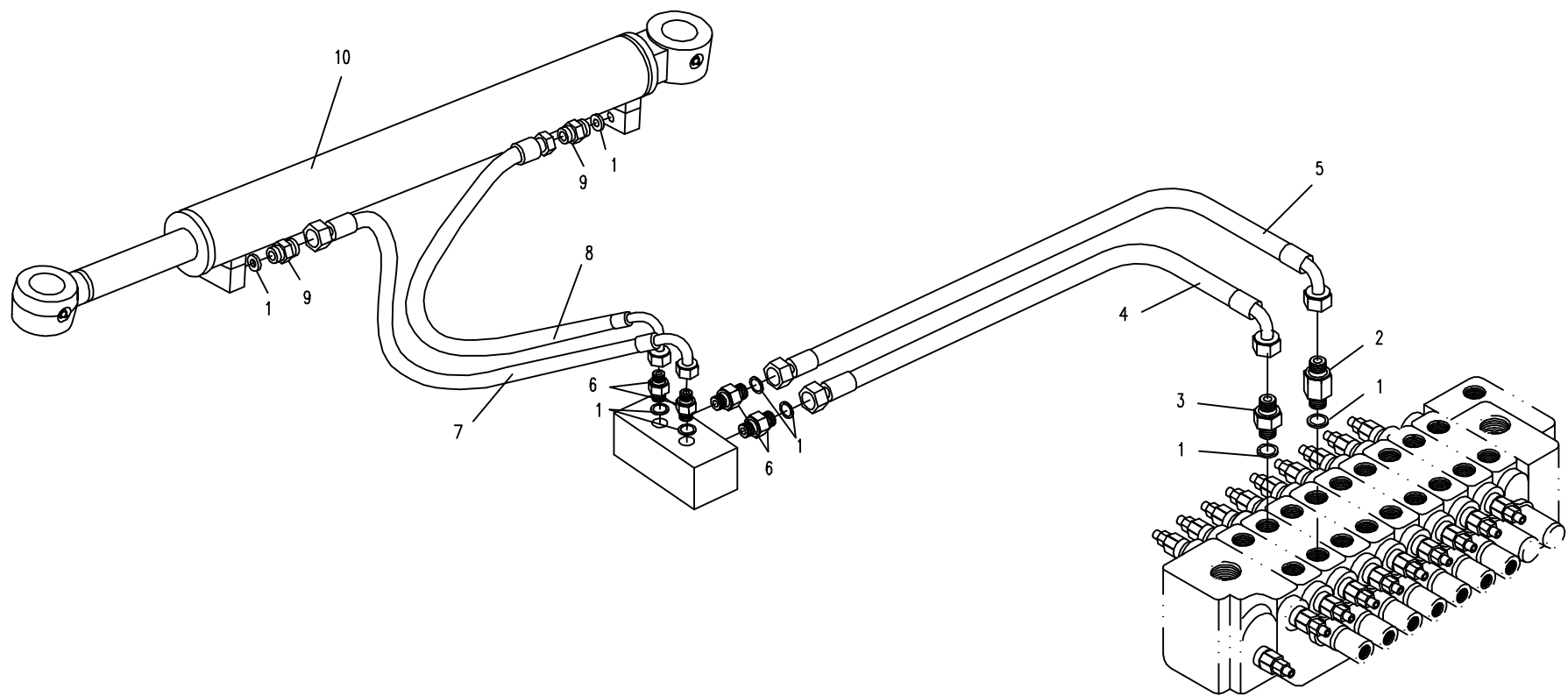
05.7.4 平台部分的液压系统 7(适用838D机型) HYDRAULIC SYSTEM FOR PLATFORM 7 (APPLY TO 838D TYPE)



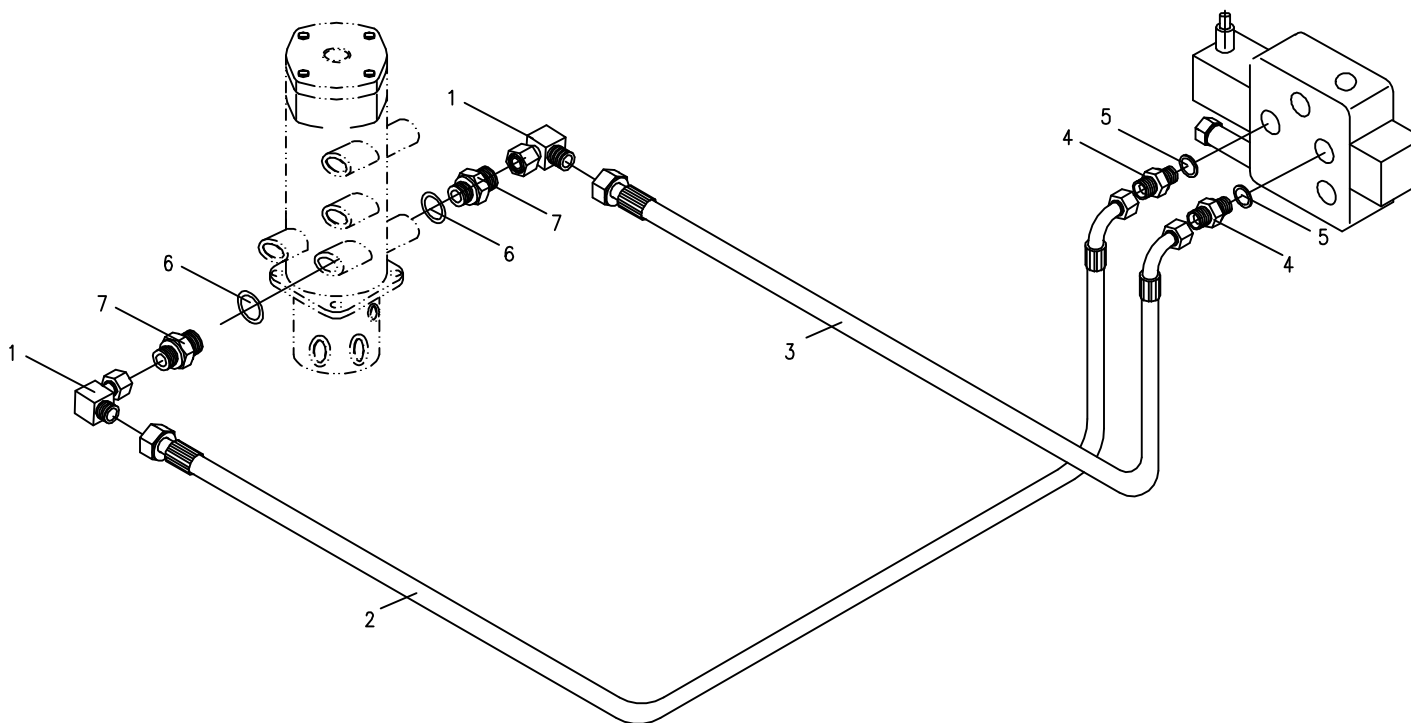
05.8.1 平台部分的液压系统8(适用838B机型) HYDRAULIC SYSTEM FOR PLATFORM 8 (APPLY TO 838B TYPE)



05.8.2 平台部分的液压系统 8(适用838C机型) HYDRAULIC SYSTEM FOR PLATFORM 8 (APPLY TO 838C TYPE)



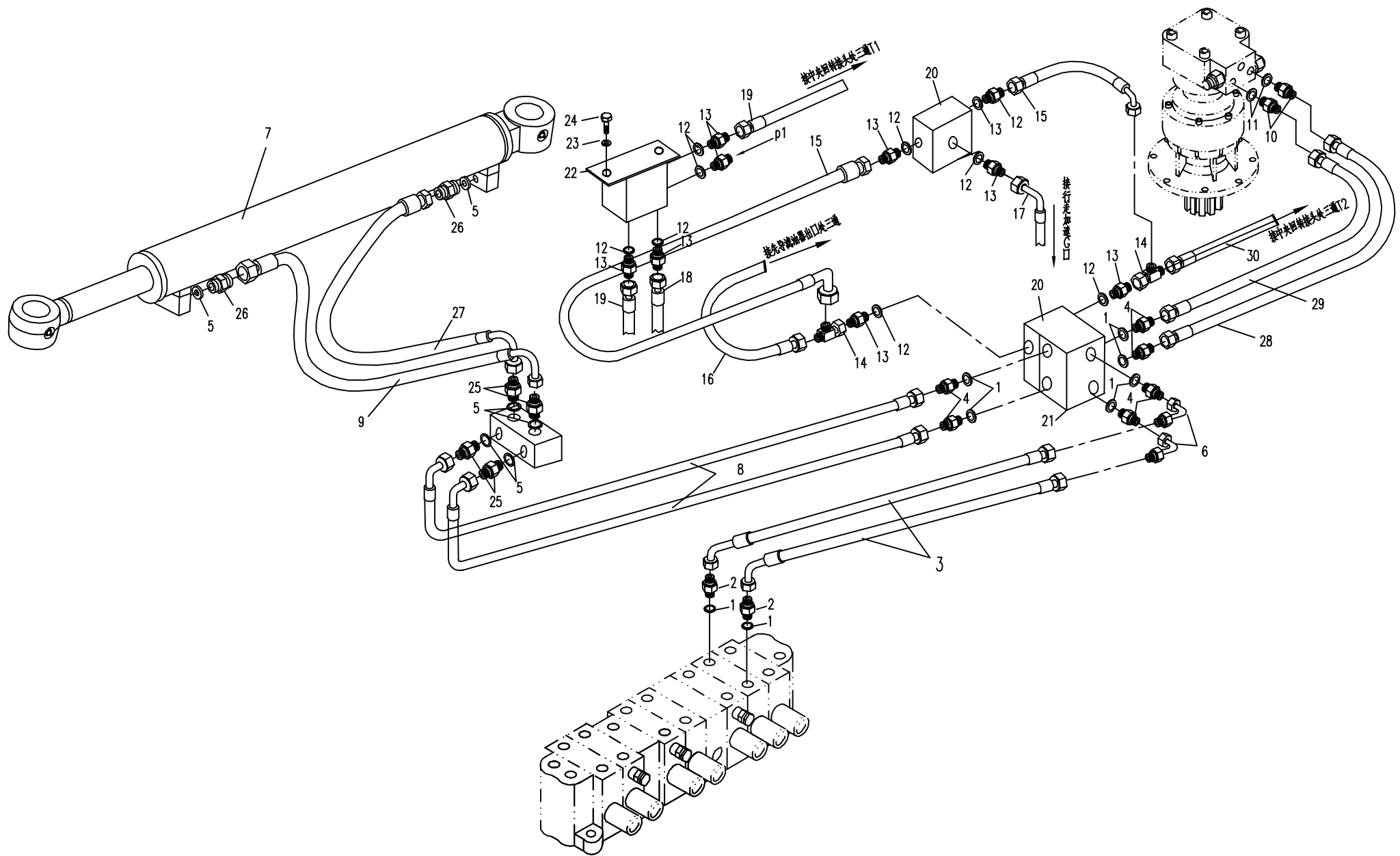
05.8.3 平台部分的液压系统 8(适用838D机型) HYDRAULIC SYSTEM FOR PLATFORM 8 (APPLY TO 838D TYPE)



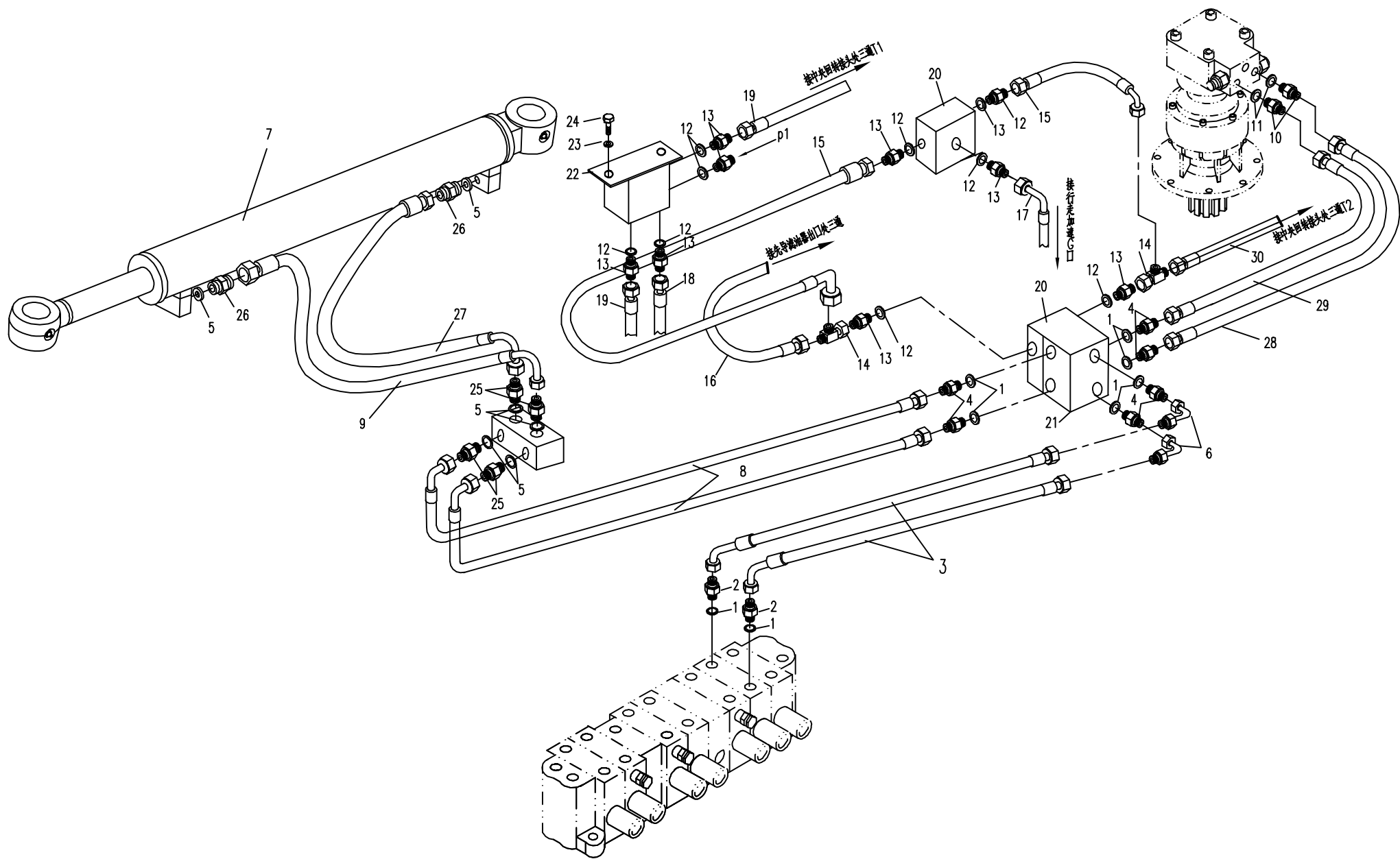
05.9.1 平台部分的液压系统 9(适用838D机型) HYDRAULIC SYSTEM FOR PLATFORM 9 (APPLY TO 838D TYPE)

序号 Nb.	数量 Quantity	代号 Code	名称 Description		备注 Remark
1	8	0416-022-00	组合垫圈22	Combinatory washer 22	
2	2	820-0500009	直接头	Bolt joint	
3	4	850D-0507000	胶管总成	Rubber pipe assembly	
4	6	820-0500023	直接头	Bolt joint	
5	6	0416-018-00	组合垫18	Combinatory washer 18	
6	2	818B-0500063	90°弯接头	Square joint	
7	1	820-0531000	偏转油缸	Boom offset cylinder assembly	
8	2	830E-0509000	胶管总成	Rubber pipe assembly	
9	1	830E-0502000	胶管总成	Rubber pipe assembly	
10	2	850-0500005	直接头	Bolt joint	
	2	838A-0500009	直接头	Bolt joint	KYB专用
11	2		O形密封圈17.8x2.4	O seal ring 17.8x2.4	丁腈橡胶
	2		O形密封圈13.8x2.4	O seal ring 13.6x2.4	(KYB) 丁腈橡胶
12	9	ISO 286	组合垫圈14	Combinatory washer 14	
13	9	820-8500004	直接头	Bolt joint	
14	4	850-8502000	三通接头	Tee joint	
15	2	830D-8521000a	胶管总成	Rubber pipe assembly	
16	1	860A-7505000	胶管总成	Rubber pipe assembly	
17	1	850-8516000	胶管总成	Rubber pipe assembly	
18	1	830-8509000	胶管总成	Rubber pipe assembly	
19	2	860A-7505000	胶管总成	Rubber pipe assembly	
20	2	T0309-01000	电磁阀	Electromagnetic Valve	
21	1	T0308-01000	两位六通换向阀	Valve	
22	1	860A-8535100	推土先导阀	Dozer pilot valve	
23	2	GB/T 93	垫圈8	Washer 8	
24	2	GB/T 70.1	螺栓M8×25	Bolt M8; 25	
25	4	830E-0500031	直接头	Bolt joint	
26	2	830E-0526000	节流阀	Valve	

05.9.1 平台部分的液压系统 9(适用838D机型) HYDRAULIC SYSTEM FOR PLATFORM 9 (APPLY TO 838D TYPE)



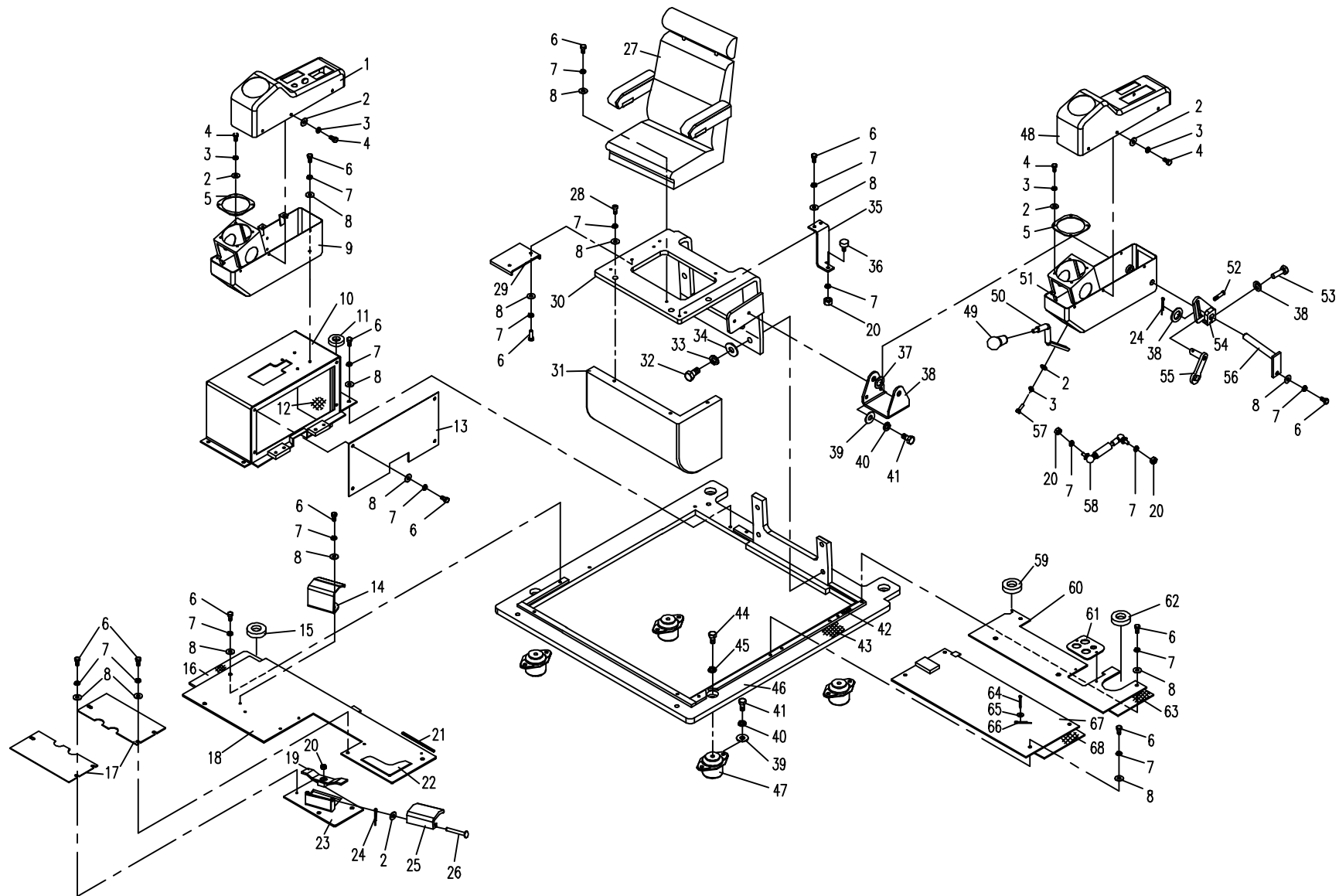
05.9.1 平台部分的液压系统 9(适用838D机型) HYDRAULIC SYSTEM FOR PLATFORM 9 (APPLY TO 838D TYPE)



06.1.1 操纵机构（适用838A,838C机型） CONTROL FRAMEWORK (APPLY TO 838A,838C TYPE)

序号 Nb.	数量 Quantity	代号 Code	名称 Description		备注 Remark
1	1	850-0600001a	右上箱盖	Right upper box cover	
2	14	GB/T 97.1	垫圈 6	Washer 6	Zn. D
3	14	GB/T 93	垫圈 6	Washer 6	Zn. D
4	12	GB/T 5783A	螺栓M6X12	Bolt M6X12	8. 8- Zn. D
5	2	860-0600004	压板	Press board	
6	40	GB/T 5783A	螺栓M8X16	Bolt M8X16	8. 8- Zn. D
7	43	GB/T 93	垫圈 8	Washer 8	Zn. D
8	40	GB/T 97.1	垫圈 8	Washer 8	Zn. D
9	1	850-0604000	右下箱	Right lower box	
10	1	838A-0602000	阀罩组件	Valve cover	
11	1	830D-0600035	保护塞	Protect stuff	
12	1	850-0600008	阀罩海绵板	Sponge	
13	1	838B-0600002	封板	Cover board	
14	1	830D-0600024	左脚踏板	Left footplate	
15	1	830D-0600034	防尘套 I	Dustcoat I	
16	1	850-0600005	前海绵板	Sponge	
17	2	830D-0600016	操纵盖板	Controlling cover board	
18	1	830D-0646000a	底板 I	Motherboard I	
19	1	830D-0611100	踏板	Footplate	
20	4	GB/T 6170	螺母M8	Nut M8	8- Zn. D
21	4. 8m	830D-0600033	密封胶条	Rubber	
22	1	830D-0649000	地板胶	Rubber floorboard	
23	1	830D-0653000	左底板	Left Motherboard	
24	2	GB/T 91	开口销2X12	Cotter pin 2X12	Zn. D
25	1	830D-0611200	脚踏盖板	Cover Board	
26	2	GB/T 882	销轴 6X16	Pin 6X16	Zn. D
27	1	830D-0600024	座椅	Seat	
	1	830D-0600032	座椅	Seat	选装,加宽

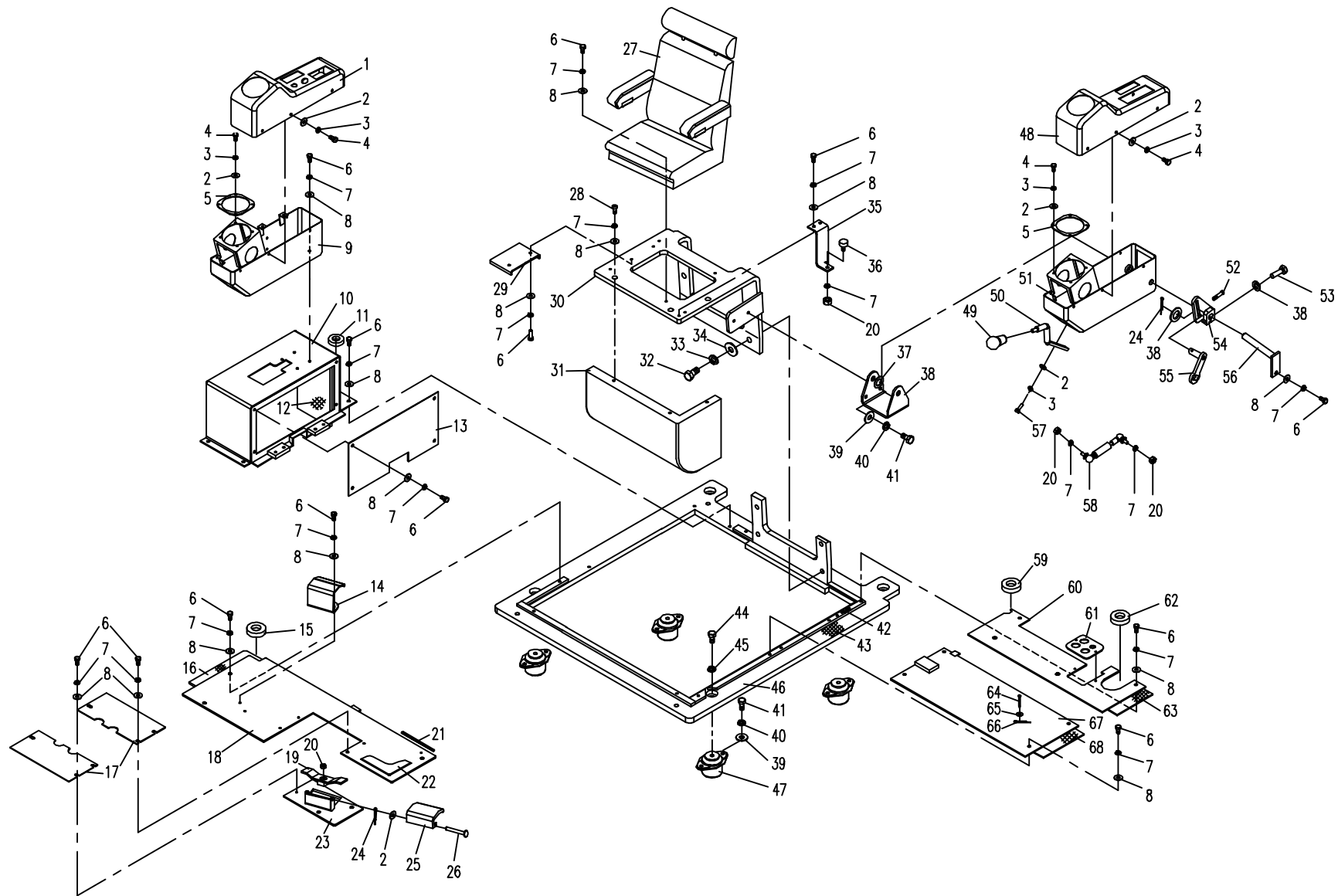
06.1.1 操纵机构(适用838A、838C机型) CONTROL FRAMEWORK (APPLY TO 838A,838C TYPE)



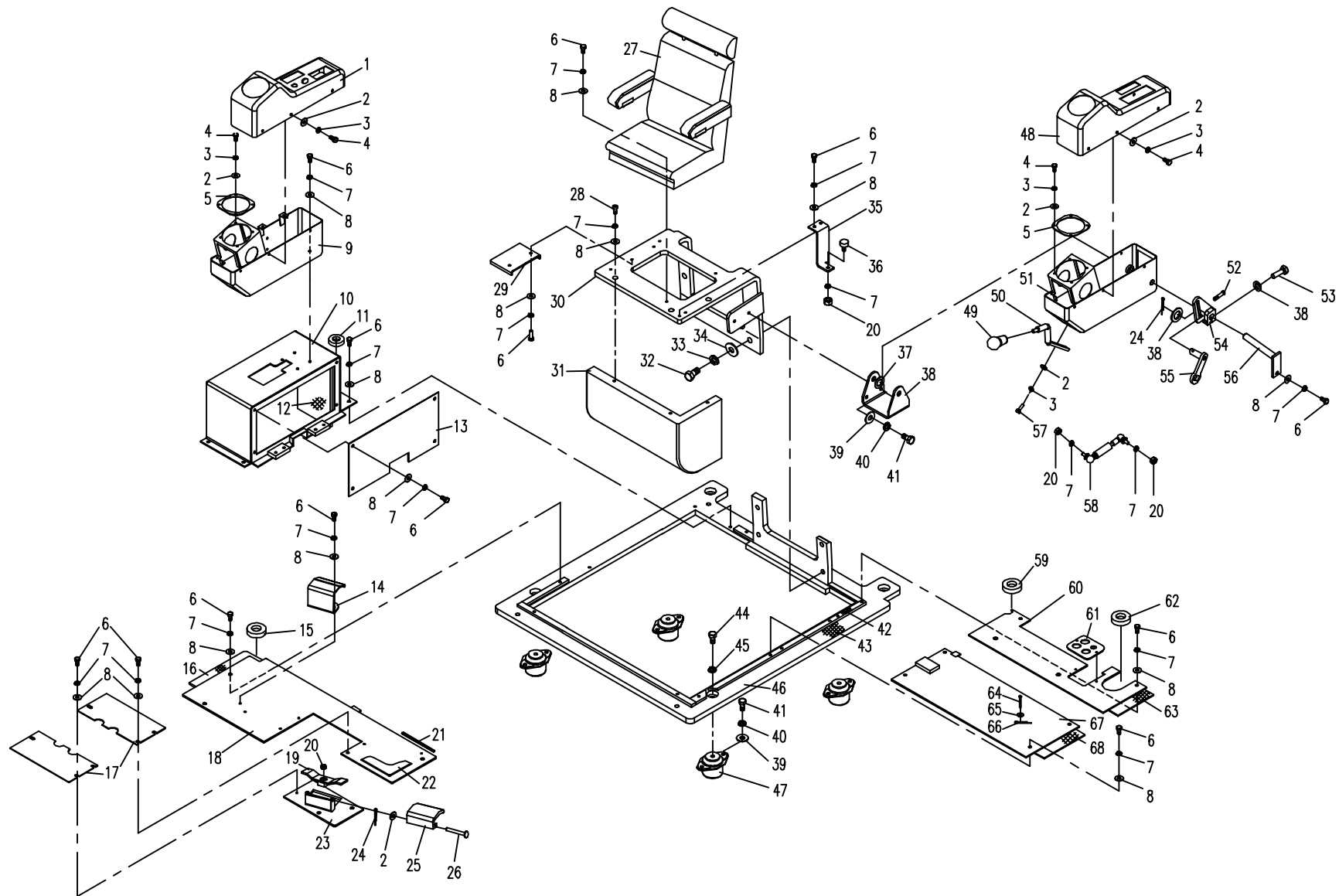
06.1.1 操纵机构（适用838A,838C机型） CONTROL FRAMEWORK (APPLY TO 838A,838C TYPE)

序号 Nb.	数量 Quantity	代号 Code	名称 Description	备注 Remark	
	1	850-0600004	减震座椅	Seat	选装,需特配830D-0648000
28	3	GB/T70.1	内六角螺钉M8X16	Bolt M8X16	8. 8- Zn. D
29	1	830D-0600008	空调安装板II	Installation plate II	
30	1	830D-0602000	座椅支板	Supporting plank of seat	
	1	830D-0648000	座椅支板	Supporting plank of seat	特配850-0600004(减震座椅)
31	1	830D-0608000a	围板	Boarding	
32	4	GB/T 5783A	螺栓M16X35	Bolt M16X35	8. 8- Zn. D
33	4	GB/T 93	垫圈 16	Washer 16	Zn. D
34	4	GB/T 97.1	垫圈 16	Washer 16	Zn. D
35	1	830D-0617000	前支撑	Former supporting	
36	1	810-1500003	螺钉帽	Cap of bolt	
37	2	850-0600002	隔垫片	Cushion	
38	1	830D-0600001b	后支承	Supporting	
39	8	GB/T 97.1	垫圈10	Washer 10	Zn. D
40	8	GB/T 93	垫圈10	Washer 10	Zn. D
41	8	GB/T 5783A	螺栓 M10X20	Bolt M10X20	8. 8- Zn. D
42	2. 32m	830D-0600039	胶条I	Rubber I	
43	3. 68m	830D-0600041	胶条II	Rubber II	
44	4	GB/T 5783A	螺栓 M14X30	Bolt M14X30	8. 8- Zn. D
45	4	GB/T 93	垫圈14	Washer 14	Zn. D
46	1	838B-0601000	框架组件	Framt assembly	
47	4	850-0600011	减震器	Shock absorber	
48	1	830D-0600007b	左上箱盖	Left upper box cover	
	1	818B-0600008	左上箱盖	Left upper box cover	不装空调时选装
49	1	860-0607010	手柄头	Handle ball	
50	1	830D-0600003a	左箱操纵杆	Joy stick of left box	
51	1	830D-0604000a	左下箱	Left lower box	
52	1	GB/T78	螺钉M6X12	Bolt M6X12	8. 8- Zn. D

06.1.1 操纵机构(适用838A、838C机型) CONTROL FRAMEWORK (APPLY TO 838A,838C TYPE)



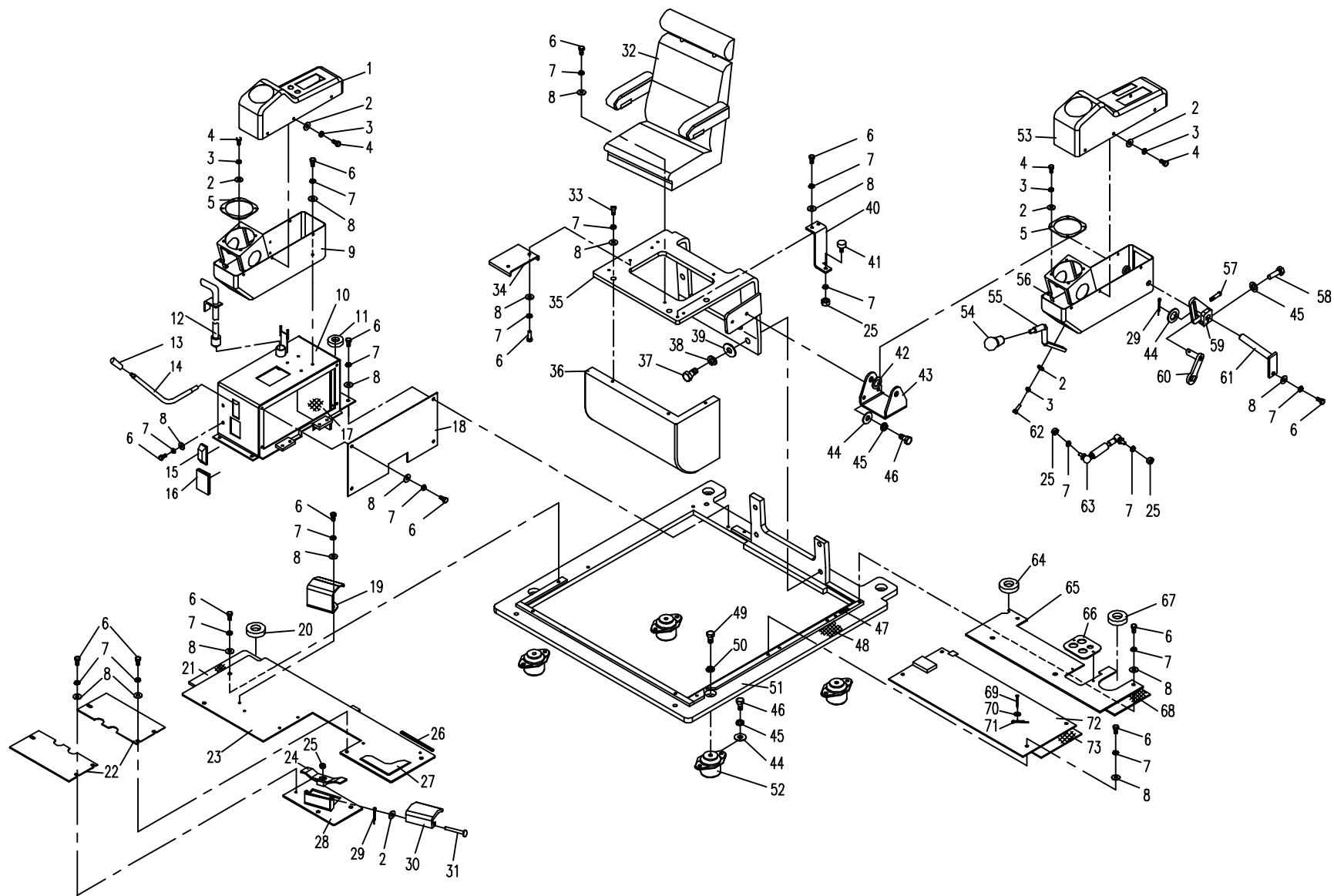
06.1.1 操纵机构(适用838A、838C机型) CONTROL FRAMEWORK (APPLY TO 838A,838C TYPE)



06.1.2 操纵机构(适用838B,838D机型) CONTROL FRAMEWORK(APPLY TO 838B,838D TYPE)

序号 Nb.	数量 Quantity	代号 Code	名称 Description		备注 Remark
1	1	830D-0600006a	右上箱盖	Right upper box cover	
2	14	GB/T 97.1	垫圈 6	Washer 6	Zn. D
3	14	GB/T 93	垫圈 6	Washer 6	Zn. D
4	12	GB/T 5783A	螺栓M6X12	Bolt M6X12	8. 8- Zn. D
5	2	860-0600004	压板	Press board	
6	40	GB/T 5783A	螺栓M8X16	Bolt M8X16	8. 8- Zn. D
7	43	GB/T 93	垫圈 8	Washer 8	Zn. D
8	40	GB/T 97.1	垫圈 8	Washer 8	Zn. D
9	1	830D-0605000	右下箱	Right lower box	
10	1	838B-0602000	阀罩组件	Valve cover	
11	1	830D-0600035	保护塞	Protect stuff	
12	1	830D-0607000	平台锁定总成	The lock of the platform	
13	2	830D-0612000	手柄头	Handle ball	
14	1	830D-0600018	推土手柄	Handle of dozer valve	
15	1	830D-0600037	防尘套III	Dust wrap III	
16	1	830D-0600038	胶塞	Rubber stuff	
17	1	850-0600008	阀罩海绵板	Sponge	
18	1	838B-0600002	封板	Cover board	
19	1	830D-0600024	左脚踏板	Left footplate	
20	1	830D-0600034	防尘套 I	Dustcoat I	
21	1	850-0600005	前海绵板	Sponge	
22	2	830D-0600016	操纵盖板	Controlling cover board	
23	1	830D-0646000a	底板 I	Motherboard I	
24	1	830D-0611100	踏板	Footplate	
25	4	GB/T 6170	螺母M8	Nut M8	8- Zn. D
26	4. 8m	830D-0600033	密封胶条	Rubber	
27	1	830D-0649000	地板胶	Rubber floorboard	
28	1	830D-0653000	左底板	Left Motherboard	

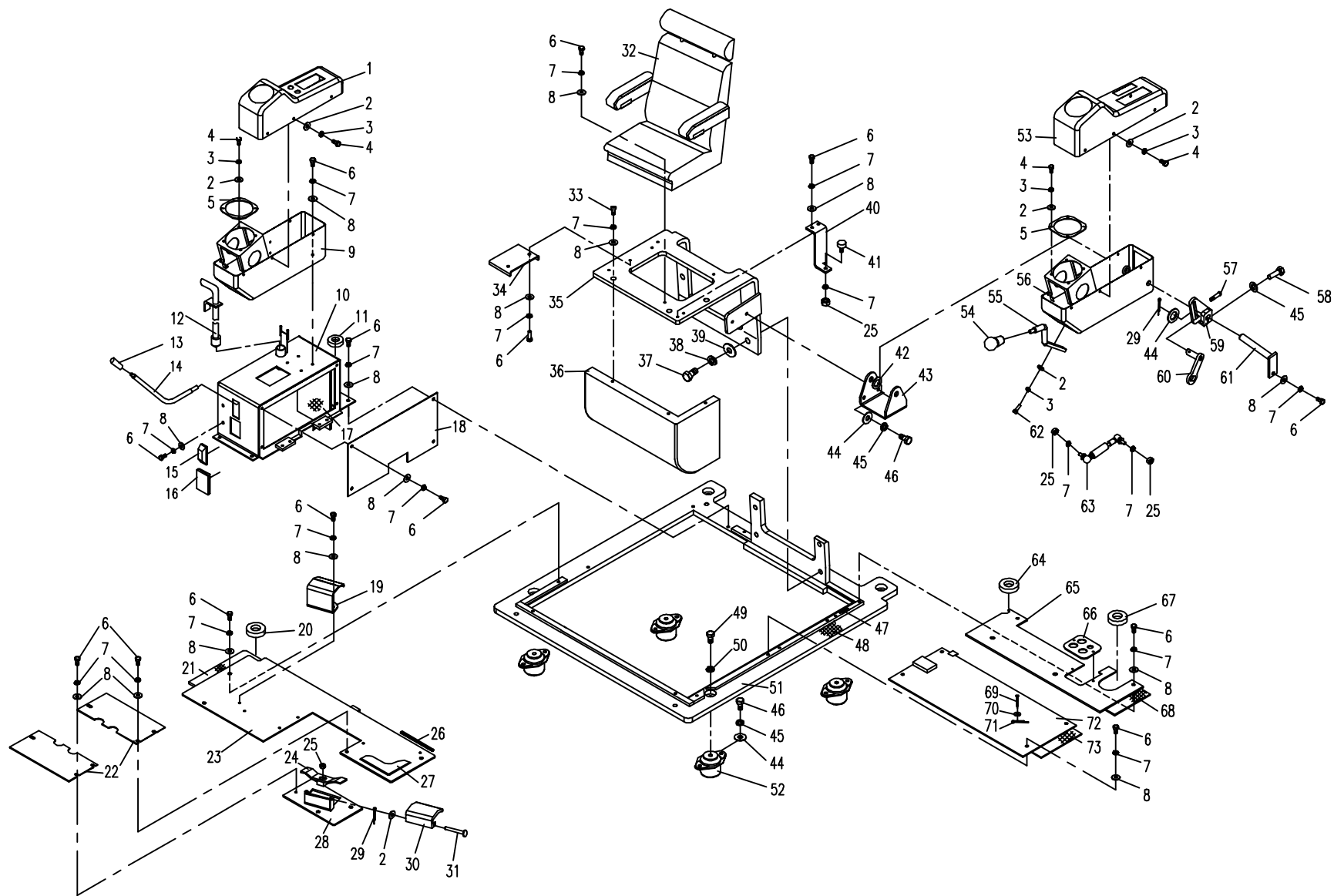
06.1.2 操纵机构(适用838B,838D机型) CONTROL FRAMEWORK(APPLY TO 838B,838D TYPE)



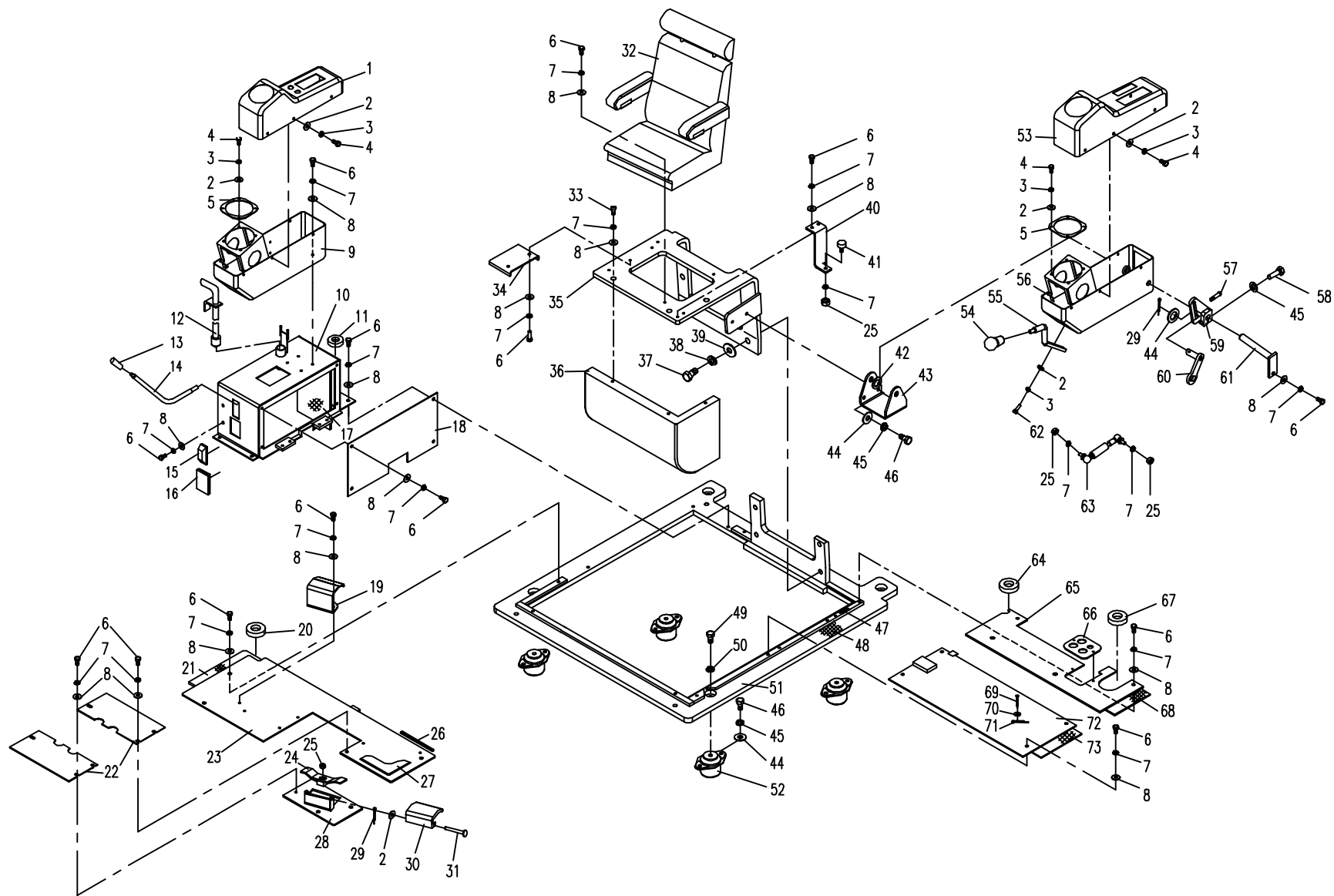
06.1.2 操纵机构(适用838B,838D机型) CONTROL FRAMEWORK(APPLY TO 838B,838D TYPE)

序号 Nb.	数量 Quantity	代号 Code	名称 Description		备注 Remark
29	2	GB/ T 91	开口销2X12	Cotter pin 2X12	Zn. D
30	1	830D- 0611200	脚踏盖板	Cover Board	
31	2	GB/ T 882	销轴 6X16	Pin 6X16	Zn. D
32	1	830D- 0600024	座椅	Chair	
	1	830D- 0600032	座椅	Chair	选装,加宽
	1	850- 0600004	减震座椅	Chair	选装,需特配830D-0648000
33	3	GB/ T70. 1	内六角螺钉M8X16	Bolt M8X16	8. 8- Zn. D
34	1	830D- 0600008	空调安装板II	Installation plate II	
35	1	830D- 0602000	座椅支板	Supporting plank of chair	
	1	830D- 0648000	座椅支板	Supporting plank of chair	特配850-0600004(减震座椅)
36	1	830D- 0608000a	围板	Boarding	
37	4	GB/ T 5783A	螺栓M16X35	Bolt M16X35	8. 8- Zn. D
38	4	GB/ T 93	垫圈 16	Washer 16	Zn. D
39	4	GB/ T 97. 1	垫圈 16	Washer 16	Zn. D
40	1	830D- 0617000	前支撑	Former supporting	
41	1	810- 1500003	螺钉帽	Cap of bolt	
42	2	850- 0600002	隔垫片	Cushion	
43	1	830D- 0600001b	后支承	Supporting	
44	8	GB/ T 97. 1	垫圈10	Washer 10	Zn. D
45	8	GB/ T 93	垫圈10	Washer 10	Zn. D
46	8	GB/ T 5783A	螺栓 M10X20	Bolt M10X20	8. 8- Zn. D
47	2. 32m	830D- 0600039	胶条I	Rubber I	
48	3. 68m	830D- 0600041	胶条II	Rubber II	
49	4	GB/ T 5783A	螺栓 M14X30	Bolt M14X30	8. 8- Zn. D
50	4	GB/ T 93	垫圈14	Washer 14	Zn. D
51	1	838B- 0601000	框架组件	Framt assembly	
52	4	850- 0600011	减震器	Shock absorber	
53	1	830D- 0600007b	左上箱盖	Left upper box cover	
	1	818B- 0600008	左上箱盖	Left upper box cover	不装空调时选装

06.1.2 操纵机构(适用838B,838D机型) CONTROL FRAMEWORK(APPLY TO 838B,838D TYPE)



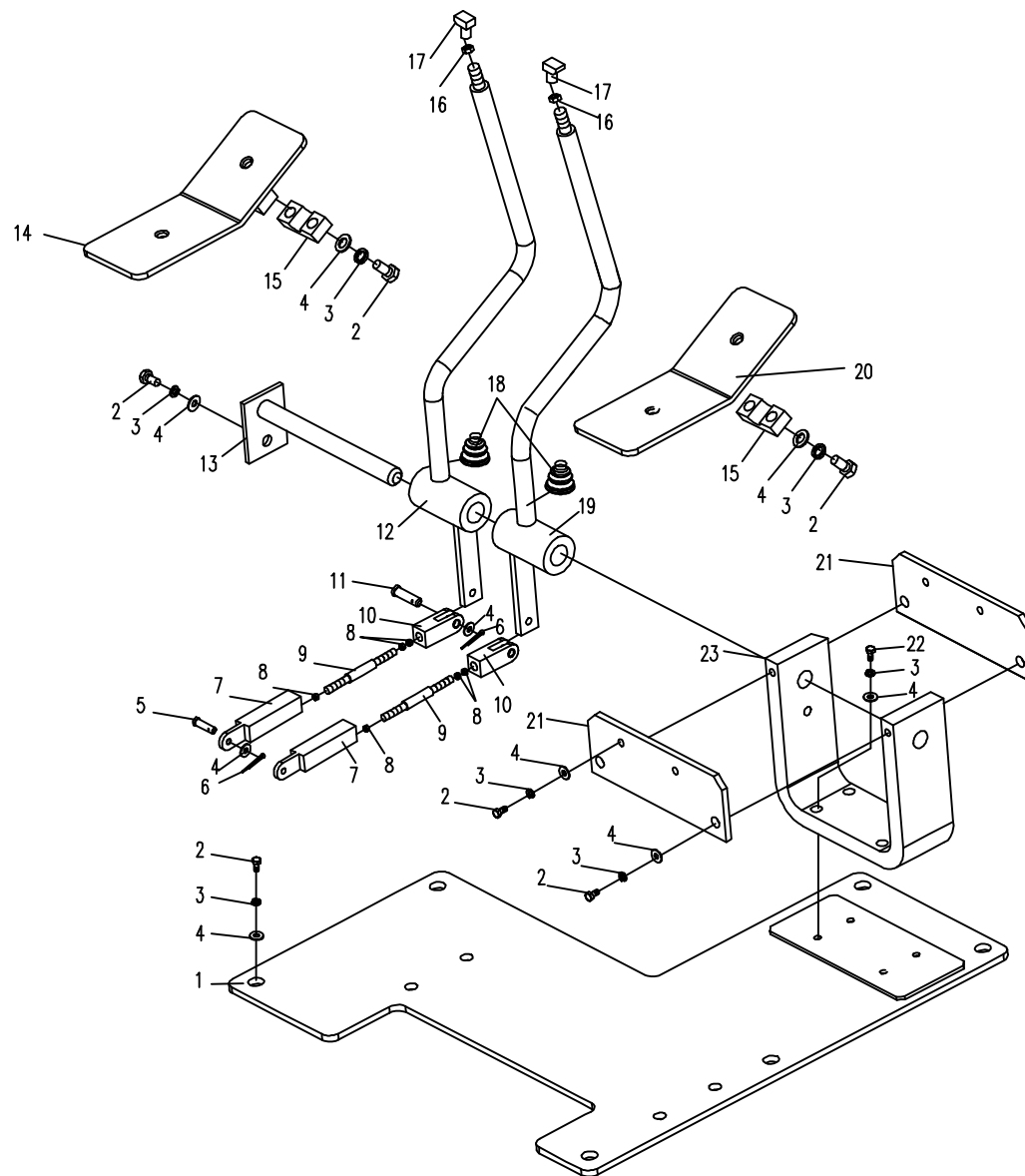
06.1.2 操纵机构(适用838B,838D机型) CONTROL FRAMEWORK(APPLY TO 838B,838D TYPE)



06.2.1 行走操纵(适用838A机型) HOOFF FRAMEWORK(APPLY TO 838A TYPE)

序号 Nb.	数量 Quantity	代号 Code	名称 Description		备注 Remark
1	1	838A-0621000	阀架板	Valve frame plank	
2	13	GB/T5783A	螺栓M8X16	Bolt M8X16	8.8-Zn.D
3	14	GB/T93	垫圈8	Washer 8	Zn.D
4	18	GB/T97.1	垫圈8	Washer 8	Zn.D
5	2	830D-0620008	销轴	Pin	
6	4	GB/T91	开口销2; 12	Cotter pin 2X12	
7	2	830D-0620006	连接叉IV	Connecting fork IV	
8	6	GB/T6170	螺母M8	Nut M8	8-Zn.D
9	2	GB/T901	螺柱M8; 80	Screw M8; 80	
10	2	838A-0620003	连接叉	Connecting fork	
11	2	838A-0620004	销轴	Pin	
12	1	838A-0623000	左操纵	Left manipulation	
13	1	838A-0622000	固定轴	Stationary shaft	
14	1	830D-0652000	左踏板	The left pedal	选装件
15	2	830D-0620016	卡板	Fixed plank	选装件
16	2	GB/T6172	六角薄螺母M12	Nut M12	8-Zn.D
17	2	810-0620000	手柄头	Handle boom	
18	2	818B-0620004	防尘套	Dustcoat	
19	1	838A-0624000	右操纵	Right manipulation	
20	1	830D-0651000	右踏板	The right pedal	选装件
21	2	838A-0620002	侧板	Side plank	
22	4	GB/T5783A	螺栓M8; 30	Bolt M8X30	8.8-Zn.D
23	1	838A-0620001	U形板	U form plank	

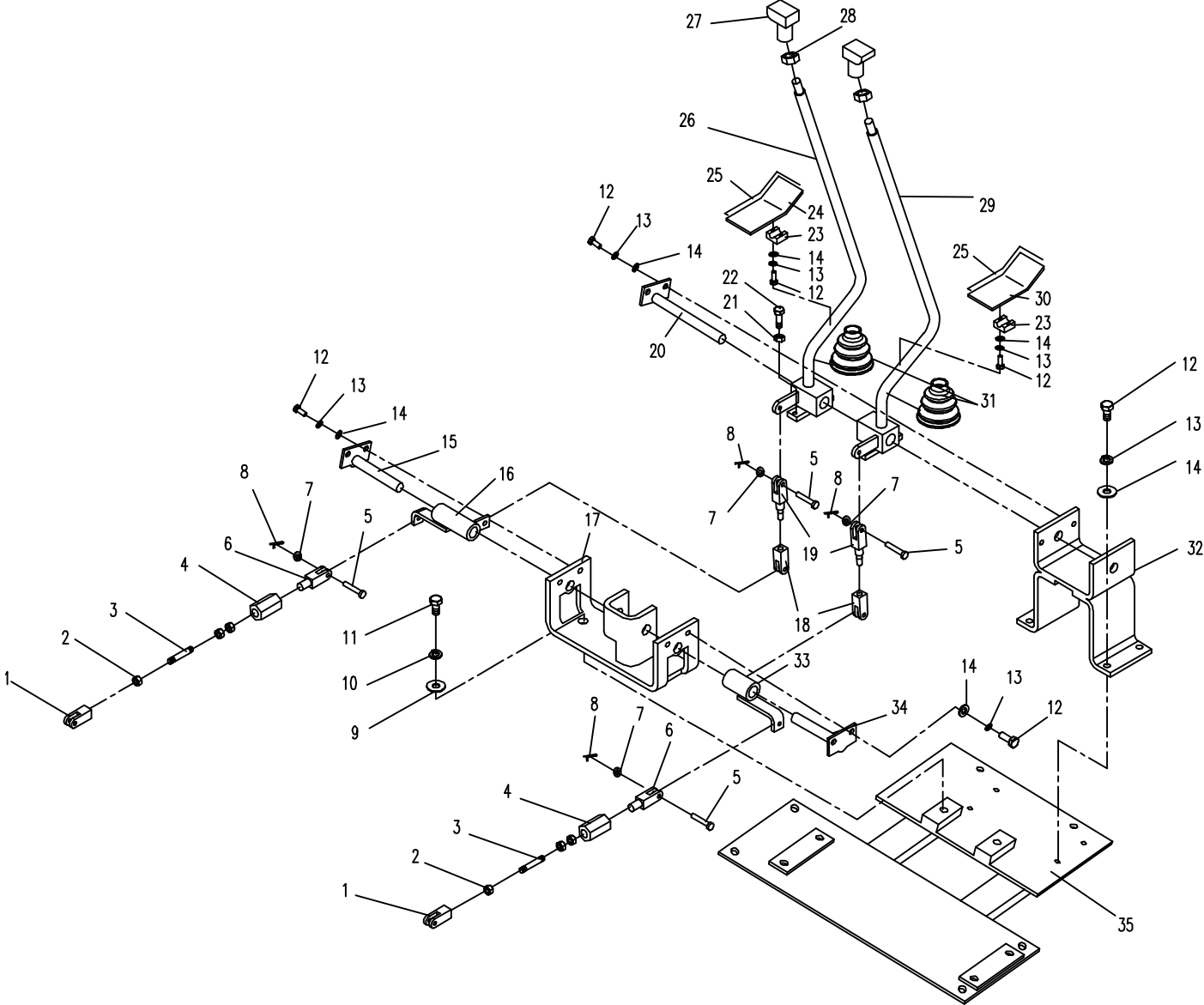
06.2.1 行走操纵(适用838A机型) HOOF FRAMEWORK(APPLY TO 838A TYPE)



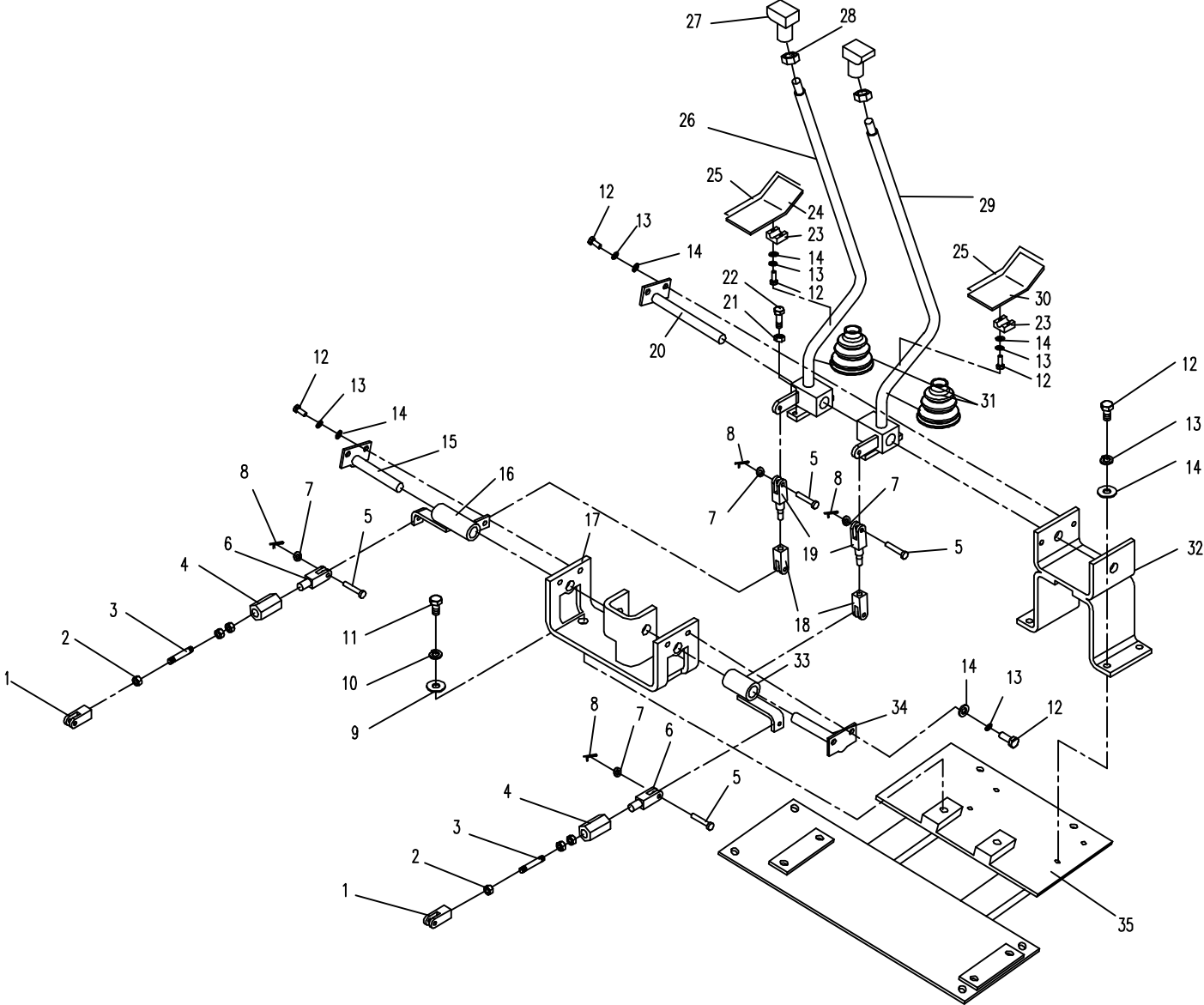
06.2.2 行走操纵(适用838B机型) HOOF FRAMEWORK(APPLY TO 838B TYPE)

序号 Nb.	数量 Quantity	代号 Code	名称 Description		备注 Remark
1	2	830D-0620006	连接叉IV	Connecting forkIV	
2	6	GB/ T 6170	螺母M8	Nut M8	8- Zn. D
3	2	830D-0620011	螺杆	Screw	
4	2	830D-0620009	轴套	Bushing	
5	6	GB/ T882	销轴6X24	Pin 6X24	Zn. D
6	2	830D-0620003	连接叉II	Connecting forkII	
7	6	GB/ T97. 1	垫圈6	Washer 6	Zn. D
8	6	GB/ T91	开口销2X12	Cotter pin 2X12	Zn. D
9	2	GB/ T97. 1	垫圈12	Washer 12	Zn. D
10	2	GB/ T93	垫圈12	Washer 12	Zn. D
11	2	GB/ T5783A	螺栓M12X25	Bolt M12X25	8. 8- Zn. D
12	10	GB/ T5783A	螺栓M8X25	Bolt M8X25	8. 8- Zn. D
13	10	GB/ T93	垫圈8	Washer 8	Zn. D
14	10	GB/ T97. 1	垫圈8	Washer 8	Zn. D
15	1	838B-0625000	左固定轴	Left stationary shaft	
16	1	838B-0625000	左操纵轴总成	Left sleeve assembly	
17	1	838B-0622000	支架	Supporting plank	
18	2	830D-0620002	连接叉I	Connecting fork I	
19	2	830D-0620004	连接叉III	Connecting fork III	
20	1	830D-0614000	行走固定轴	Stepped stationary shaft	
21	4	GB/ T6170	螺母M6	Nut M6	8- Zn. D
22	4	GB/ T5783A	螺栓M6X25	Bolt M10X25	8. 8- Zn. D
23	2	830D-0620016	卡板	Clip plank	选装件
24	1	830D-0652000	左踏板	Left footplate	选装件
25	2	830D-0620015	胶踏板	Rubber footplate	选装件
26	1	830D-0623000	左操纵总成	Left travelling control assembly	
27	2	810-0620000	手柄头	Handle boom	
28	2	GB/ T6172	六角薄螺母M12	Nut M12	8- Zn. D

06.2.2 行走操纵(通用838B机型) HOOF FRAMEWORK(APPLY TO 838B TYPE)



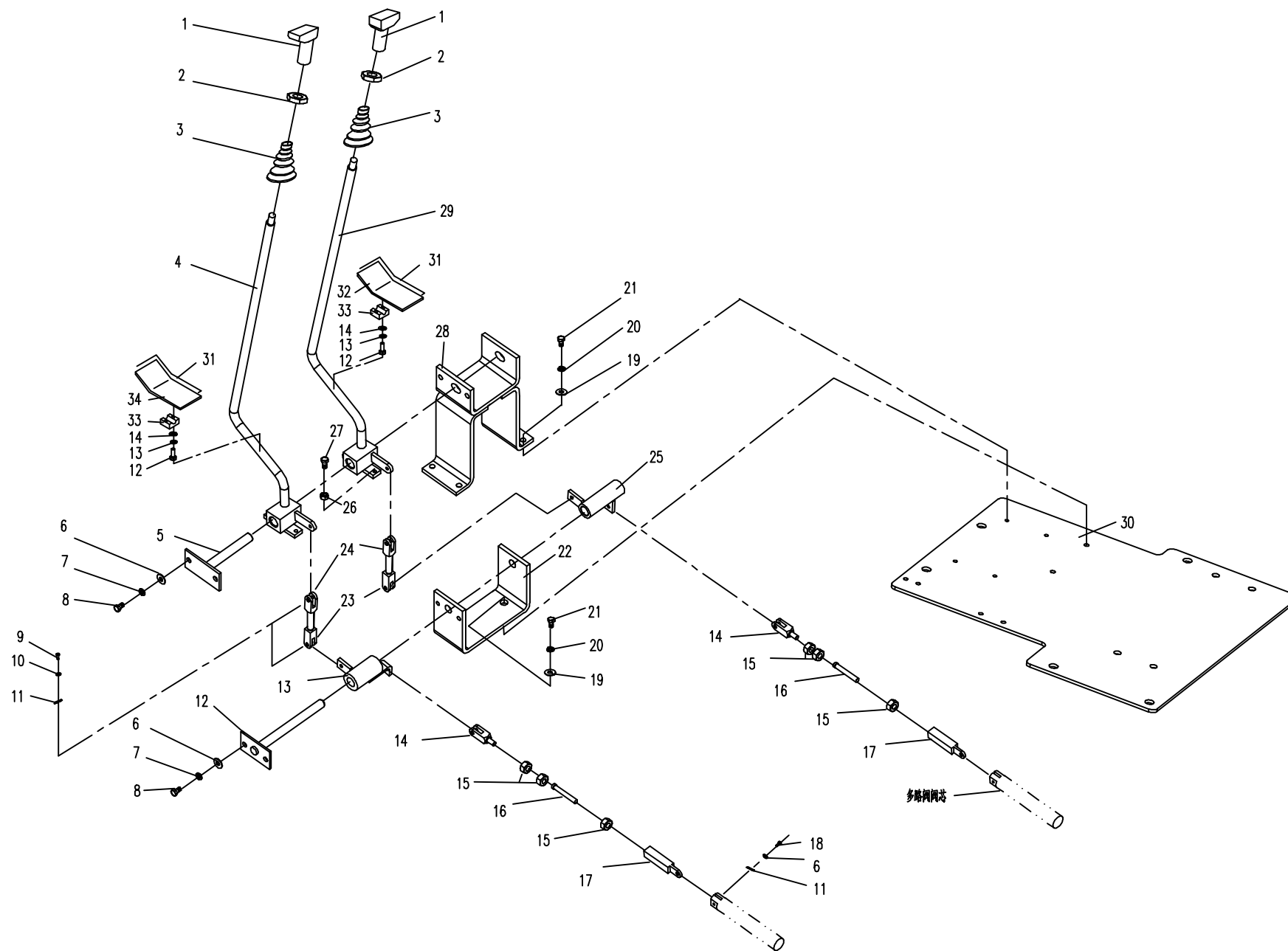
06.2.2 行走操纵(通用838B机型) HOOF FRAMEWORK(APPLY TO 838B TYPE)



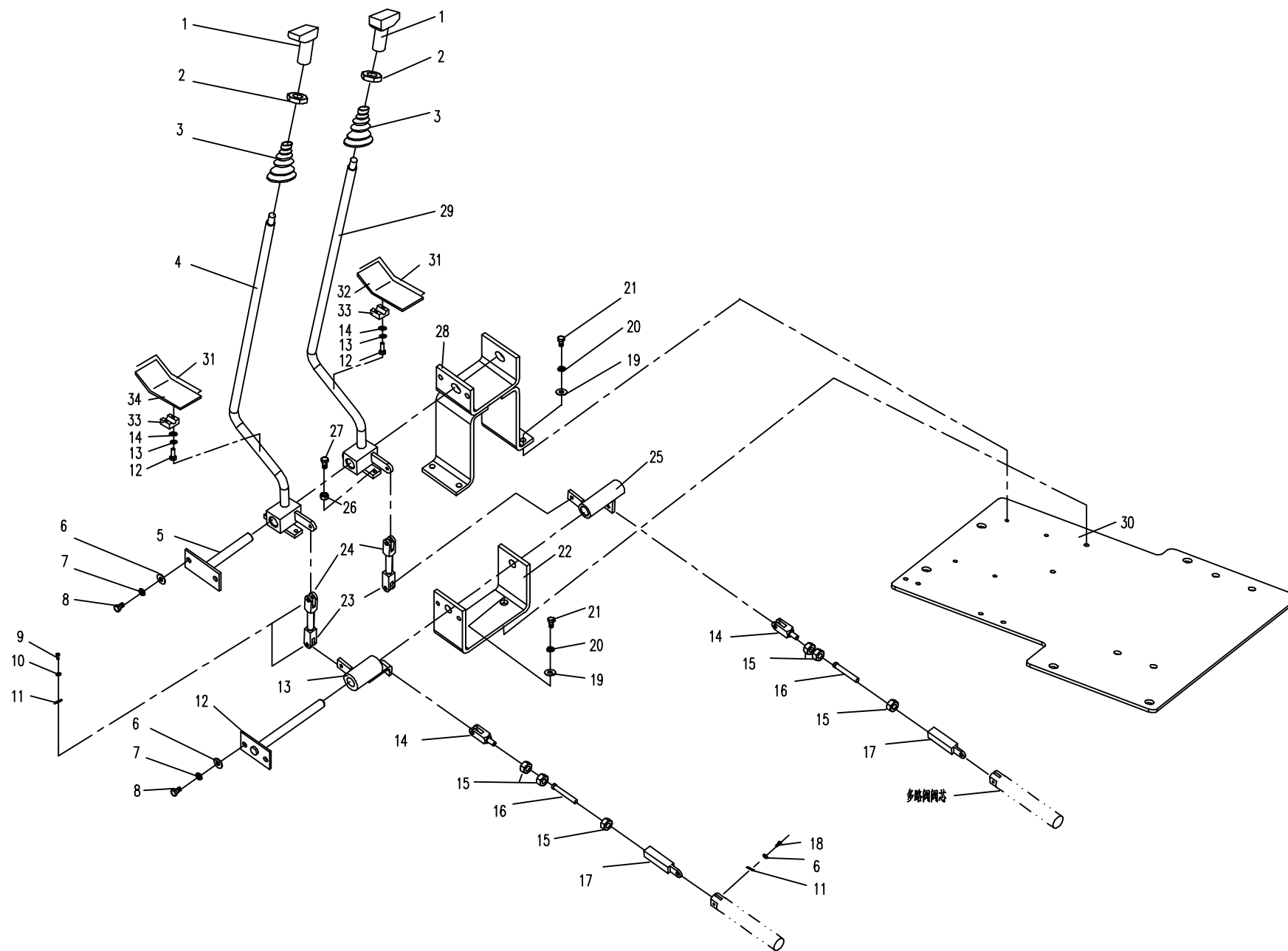
06.2.3 行走操纵(适用838C机型) HOOF FRAMEWORK (APPLY TO 838C TYPE)

序号 Nb.	数量 Quantity	代号 Code	名称 Description		备注 Remark
1	2	810- 0620000	手柄头	Handle boom	
2	2	GB/ T808	六角薄螺母M12	Nut M12	
3	2	818B- 0620004	防尘套	Dust proof copy	
4	1	838C- 0622000	左操纵总成	Left Framework Assembly	
5	1	830D- 0614000	行走固定轴	Fastness pin of hoof	
6	16	GB/ T97. 1	垫圈8	Washer 8	Zn. D
7	16	GB/ T93	垫圈8	Washer 8	Zn. D
8	16	GB/ T5783A	螺栓M8; 16	Bolt M8X16	8. 8- Zn. D
9	6	GB/ T882	销轴6; 24	Pin 6X24	Zn. D
10	8	GB/ T97. 1	垫圈6	Washer 6	Zn. D
11	8	GB/ T91	开口销2; 12	Cotter pin 2X12	Zn. D
12	1	850- 0626000	支撑轴	Supporting Pin	
13	1	838C- 0624000	左套筒总成	Left sleeve assembly	
14	2	830D- 0620006	连接叉IV	Connecting fork II	
15	6	GB/ T6170	螺母M8	Nut M8	Zn. D
16	2	GB/ T901	螺柱M8; 80	Screw	
17	2	838C- 0620002	连接叉II	Connecting fork II	
18	2	838A- 0620004	销轴	Pin	
19	17	GB/ T97. 1	垫圈8	Washer 8	Zn. D
20	17	GB/ T97. 1	垫圈8	Washer 8	Zn. D
21	16	GB/ T5783A	螺栓M10X25	Bolt M10X25	
22	1	838C- 0620003	支架	Bracket	
23	1	838C- 0625000	右套筒总成	Right sleeve assembly	
24	2	830D- 0620002	连接叉I	Connecting forkI	
25	2	838C- 0620001	连接叉I	Connecting forkI	
26	4	GB/ T6170	螺母M6	Nut M6	Zn. D
27	4	GB/ T5783A	螺栓M6; 25	Bolt M6X25	8. 8- Zn. D
28	1	830D- 0621000	支承架	Bracket	

06.2.3 行走操纵(适用838C机型) HOOF FRAMEWORK (APPLY TO 838C TYPE)



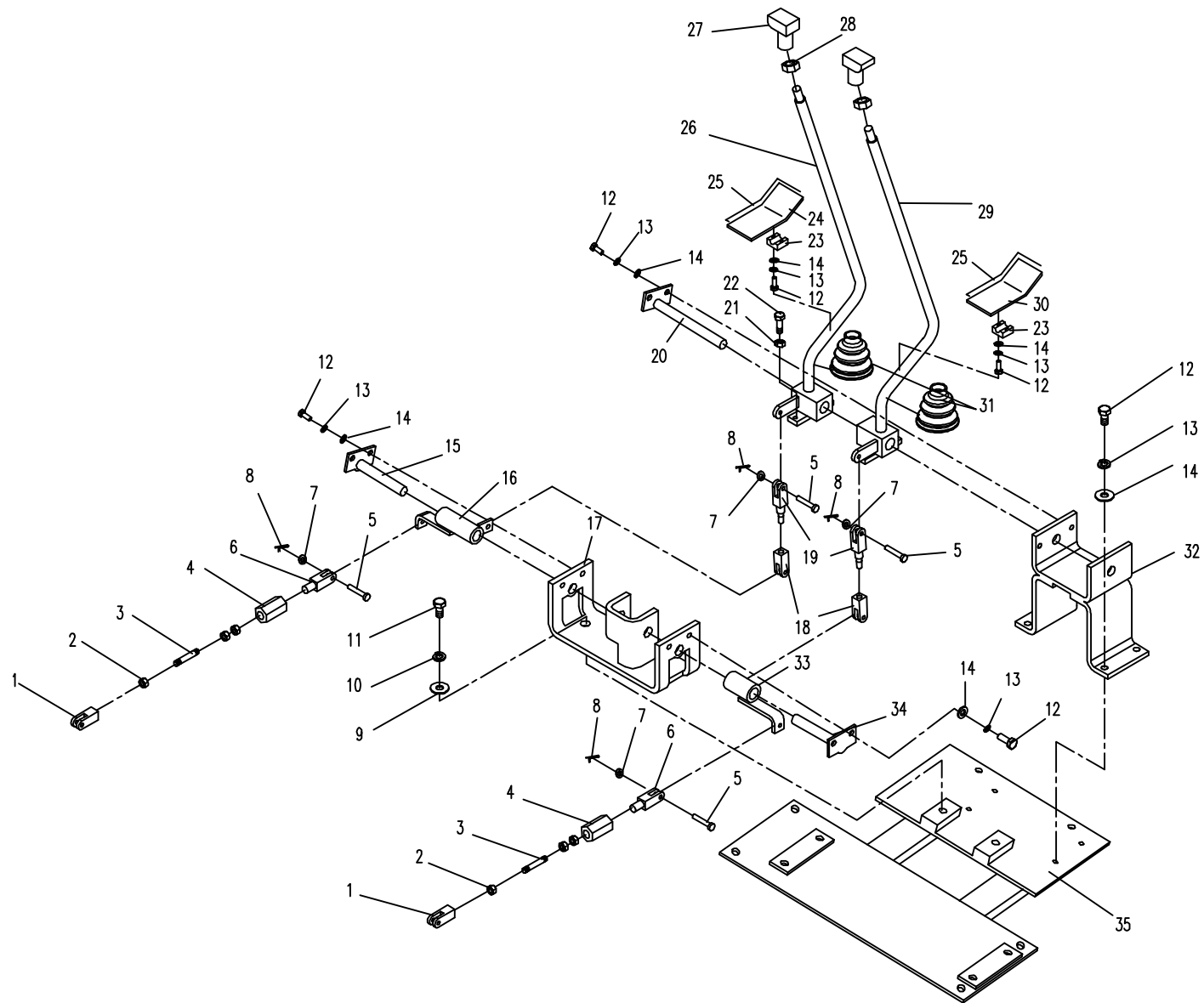
06.2.3 行走操纵(适用838C机型) HOOF FRAMEWORK (APPLY TO 838C TYPE)



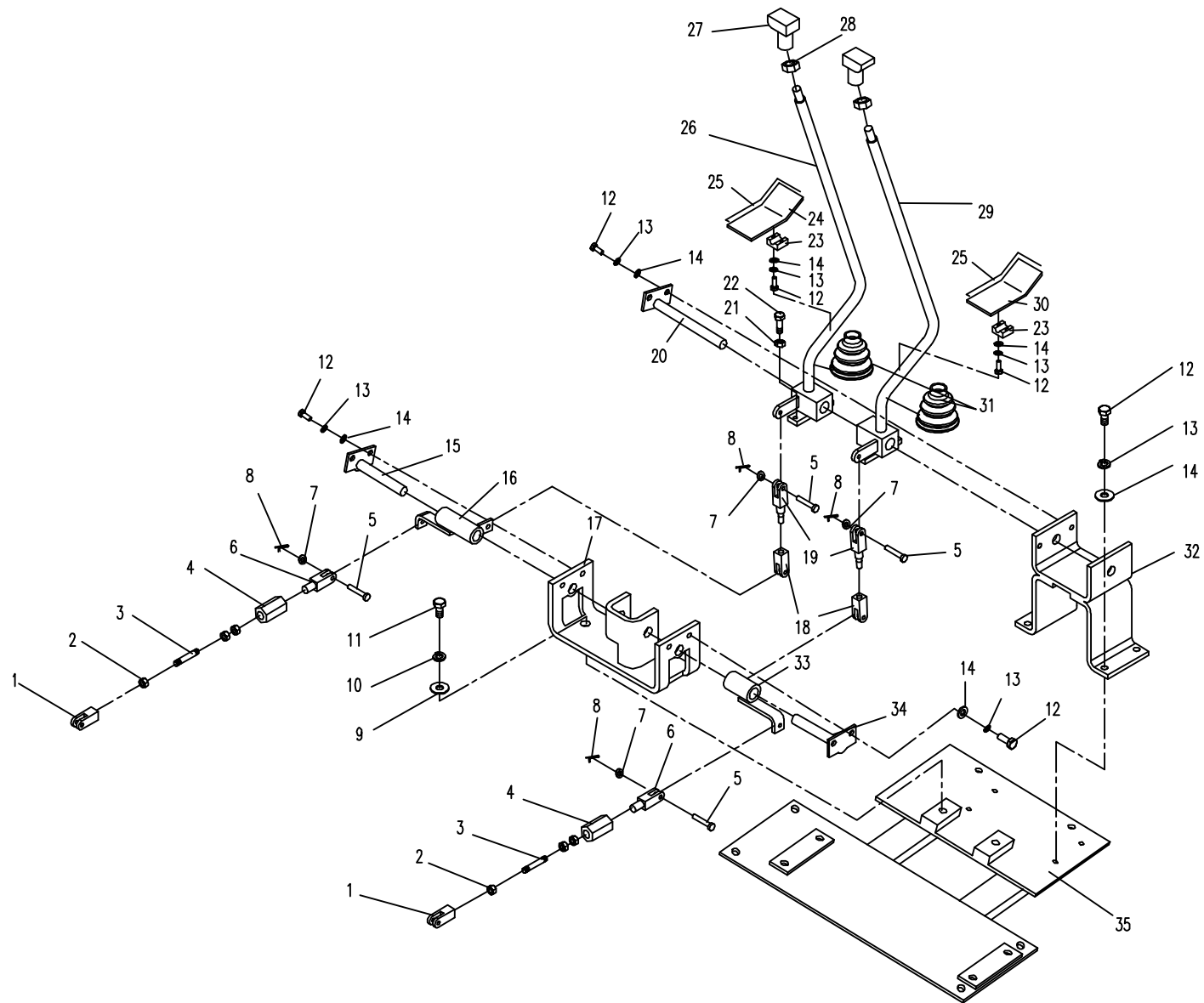
06.2.4 行走操纵(适用838D机型) HOOF FRAMEWORK(APPLY TO 838D TYPE)

序号 Nb.	数量 Quantity	代号 Code	名称 Description		备注 Remark
1	2	830D-0620006	连接叉IV	Connecting forkIV	
2	6	GB/ T 6170	螺母M8	Nut M8	8- Zn. D
3	2	830D-0620011	螺杆	Screw	
4	2	830D-0620009	轴套	Bushing	
5	6	GB/ T882	销轴6X24	Pin 6X24	Zn. D
6	2	830D-0620003	连接叉II	Connecting forkII	
7	6	GB/ T97. 1	垫圈6	Washer 6	Zn. D
8	6	GB/ T91	开口销2X12	Cotter pin 2X12	Zn. D
9	2	GB/ T97. 1	垫圈12	Washer 12	Zn. D
10	2	GB/ T93	垫圈12	Washer 12	Zn. D
11	2	GB/ T5783A	螺栓M12X25	Bolt M12X25	8. 8- Zn. D
12	10	GB/ T5783A	螺栓M8X25	Bolt M8X25	8. 8- Zn. D
13	10	GB/ T93	垫圈8	Washer 8	Zn. D
14	10	GB/ T97. 1	垫圈8	Washer 8	Zn. D
15	1	830D-0631000	左固定轴	Left stationary shaft	
16	1	830D-0622000	左操纵轴总成	Left sleeve assembly	
17	1	830D-0626000	支架	Supporting plank	
18	2	830D-0620002	连接叉I	Connecting fork I	
19	2	830D-0620004	连接叉III	Connecting fork III	
20	1	830D-0614000	行走固定轴	Stepped stationary shaft	
21	4	GB/ T6170	螺母M6	Nut M6	8- Zn. D
22	4	GB/ T5783A	螺栓M6X25	Bolt M10X25	8. 8- Zn. D
23	2	830D-0620016	卡板	Clip plank	选装件
24	1	830D-0652000	左踏板	Left footplate	选装件
25	2	830D-0620015	胶踏板	Rubber footplate	选装件
26	1	830D-0623000	左操纵总成	Left travelling control assembly	
27	2	810-0620000	手柄头	Handle boom	
28	2	GB/ T6172	六角薄螺母M12	Nut M12	8- Zn. D

06.2.4 行走操纵(通用838D机型) HOOF FRAMEWORK(APPLY TO 838D TYPE)



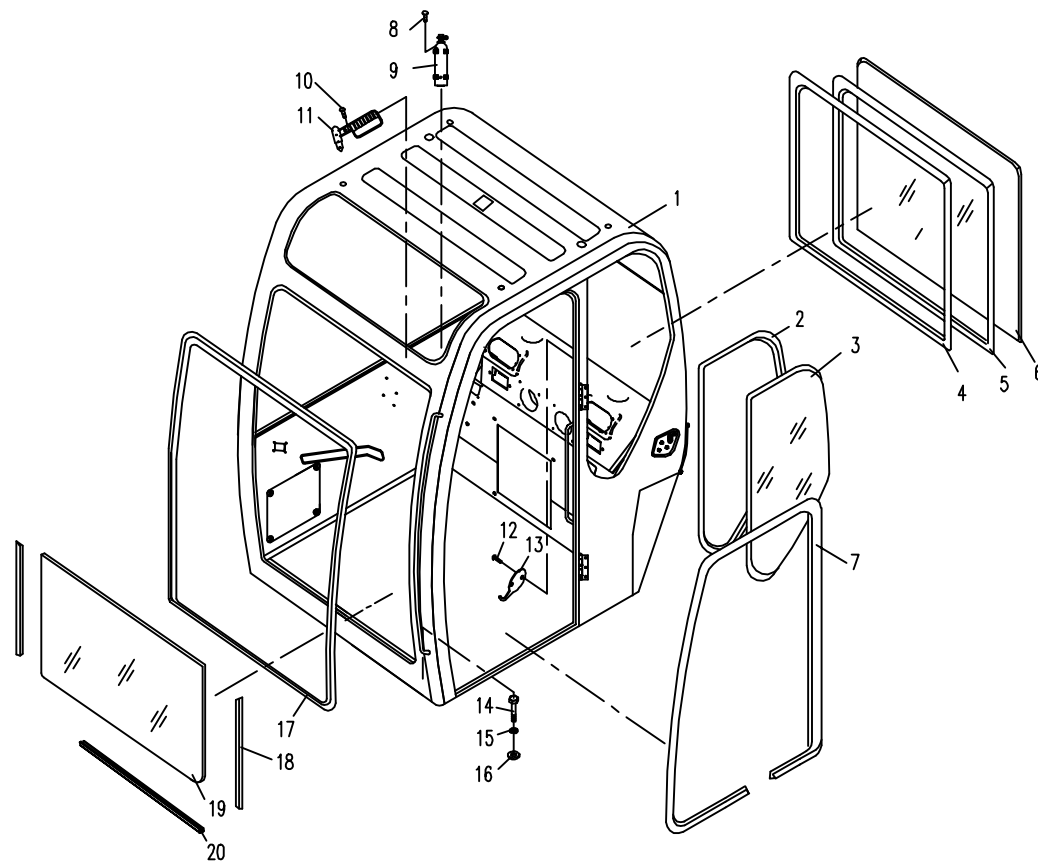
06.2.4 行走操纵(通用838D机型) HOOF FRAMEWORK(APPLY TO 838D TYPE)



07.1.1 驾驶室组件1(适用838A,838B,838C,838D机型,内外销机) CAB SUBASSEMBLY 1(APPLY TO 838A,838B,838C,838D TYPE)

序号 Nb.	数量 Quantity	代号 Code	名称 Description		备注 Remark
	1	830D-0700000c	驾驶室	Cab	驾驶室总体
1	1	830D-0701000b	驾驶室主体	Cab main body	
2	2m	830D-0700038	密封胶条	Rubber seal strip	
3	1	830D-0700001	左后侧窗玻璃	Left-after window glass	配奇鑫驾驶室
	1	830D-0700036a	左后侧窗玻璃	Left-after window glass	配裕龙驾驶室
4	3.6m	801-0700032	橡胶条	Rubber strip	
5	1	830D-0700026	后窗胶条	Rear rubber strip	
6	1	830D-0700004a	后窗玻璃	Rear window glass	
7	1	860-0700043	门密封胶条	Rubber seal strip	
8	2	GB/T 845	螺钉M5X12	Screw M5X12	8. 8- Zn. D
9	1	830D-0713000	灭火器	Fire extinguisher	
10	4	GB/T 845	螺钉M4X12	Screw M4X12	8. 8- Zn. D
11	1	801J-0702000	逃生锤	Lifesaving hammer	
12	4	GB/T 845	螺钉ST4.2X13-C-H	Screw ST4.2X13-C-H	8. 8- Zn. D
13	2	860-0700012	挂钩	Pothead	
14	4	GB/T 5783A	螺栓M14X55	Bolt M14X55	8. 8- Zn. D
15	4	GB/T 93	垫圈14	Washer 14	Zn. D
16	4	GB/T 97.1	垫圈14	Washer 14	Zn. D
17	1	830D-0700028a	前密封胶条	Rubber seal strip	
18	2m	801-0700016	密封条	Rubber strip	
19	1	830D-0700003a	前下窗玻璃	Front-lower window glass	
20	1	830D-0700044	下窗缓冲胶条	Rubber strip	

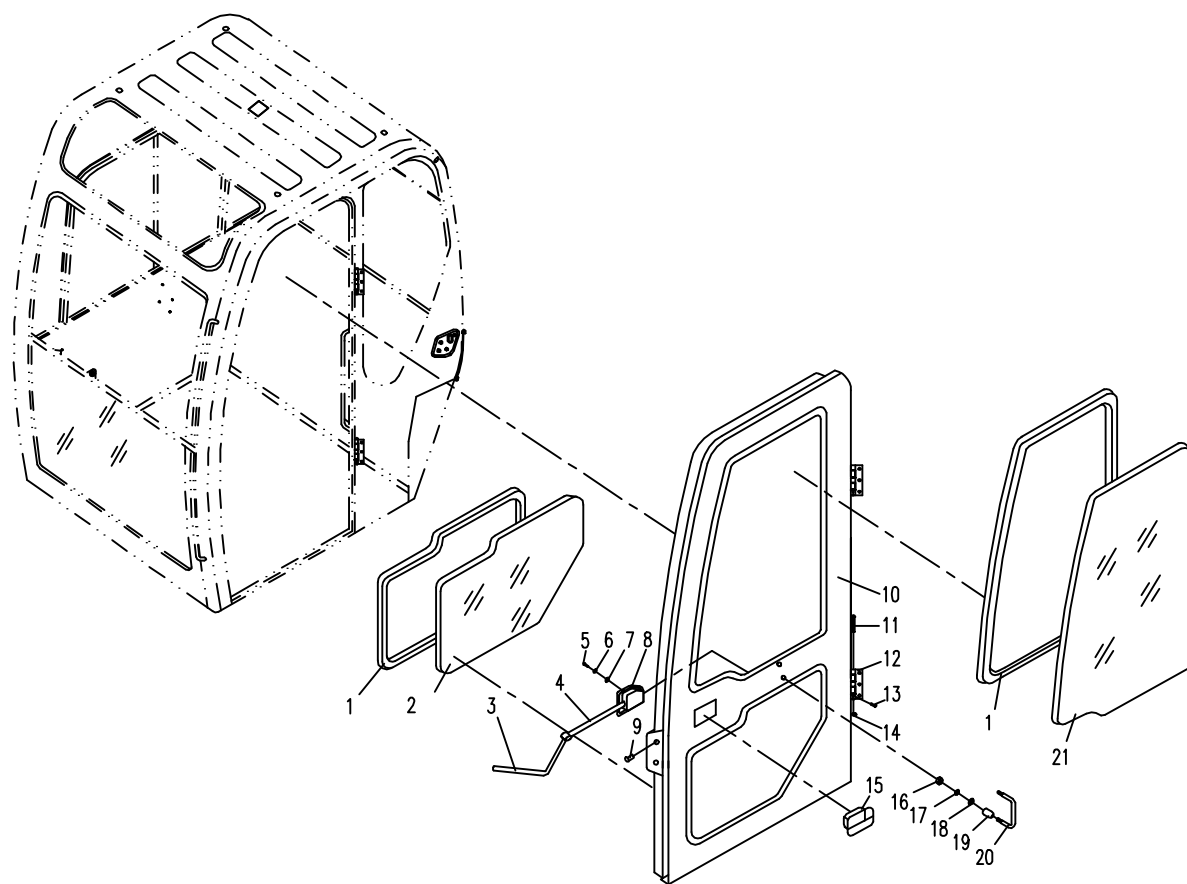
07.1.1 驾驶室组件1(适用838A,838B,838C,838D机型,内外销机) CAB SUBASSEMBLY 1(APPLY TO 838A,838B,838C,838D TYPE)



07.2.1 驾驶室组件2(适用838A,838B,838C,838D机型,内外销机) CAB SUBASSEMBLY 2(APPLY TO 838A,838B,838C,838D TYPE)

序号 Nb.	数量 Quantity	代号 Code	名称 Description		备注 Remark
	1	855-0702000	驾驶室门	Cab door	配奇鑫驾驶室
	1	830D-0720000	驾驶室门	Cab door	配裕龙驾驶室
1	2m	830D-0700038	密封胶条	Rubber seal strip	
2	1	855-0702001	门玻璃I	Glass of door I	配奇鑫驾驶室
	1	830D-0700034a	门玻璃I	Glass of door I	配裕龙驾驶室
3	1	860-0702006	拉线杆II	Push shaft II	
4	1	855-0702003	拉线杆I	Push shaft I	
5	6	GB/T 818.1	螺钉M6X20	Screw M6X20	8. 8- Zn. D
6	6	GB/T 93	垫圈6	Washer 6	Zn. D
7	6	GB/T 97.1	垫圈6	Washer 6	Zn. D
8	1	855-0702005	内拉手	Inside knob	
9	2	GB/T 65	螺钉M6X10	Screw M6X10	8. 8- Zn. D
10	1	855-0702100b	门主体	Door frame assembly	
11	2	860-0702012a	销轴	Pin	
12	2	860-0702017	活页	Gemel	
13	2	GB/T 65	螺钉M4X10	Screw M4X10	8. 8- Zn. D
14	4	860-0702013	垫片	Washer slice	
15	1	860-0702003	门锁	Lock	
16	2	GB/T 6170	螺母M8	Nut M8	8- Zn. D
17	2	GB/T 93	垫圈8	Washer 8	Zn. D
18	2	GB/T 97.1	垫圈8	Washer 8	Zn. D
19	1	860-0702009	锁钩	Locking knob	
20	2	860-0702011a	圆套	Bush	
21	1	855-0702002	门玻璃II	Glass of door II	配奇鑫驾驶室
	1	830D-0700035a	门玻璃II	Glass of door II	配裕龙驾驶室

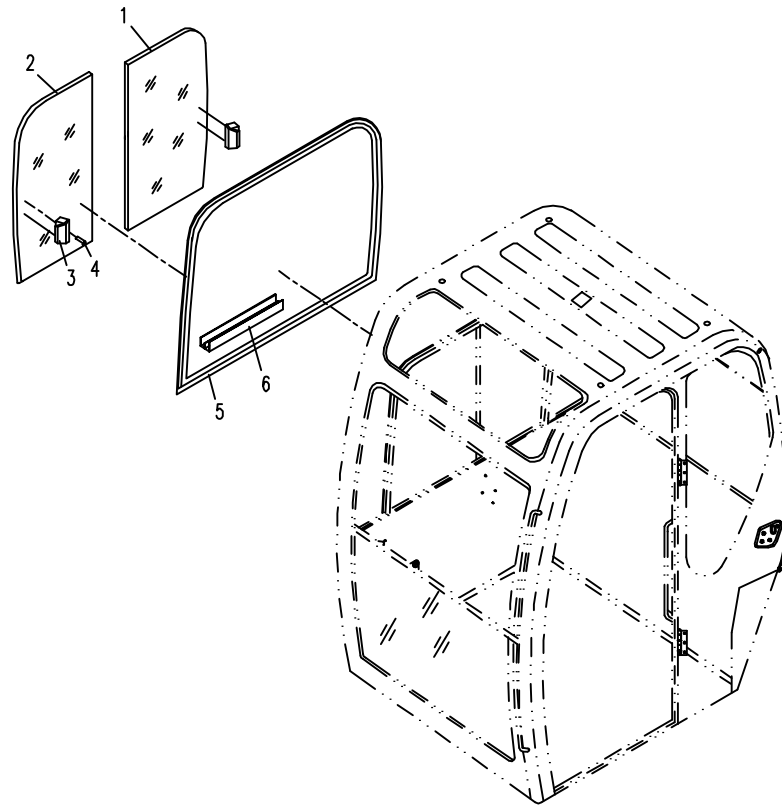
07.2.1 驾驶室组件2(适用838A,838B,838C,838D机型,内外销机) CAB SUBASSEMBLY 2(APPLY TO 838A,838B,838C,838D TYPE)



07.3.1 驾驶室组件3(适用838A,838B,838C,838D机型,内外销机) CAB SUBASSEMBLY 3(APPLY TO 838A,838B,838C,838D TYPE)

序号 No.	数量 Quantity	代号 Code	名称 Description		备注 Remark
	1	830D-0703000	移动窗组件	Moving window subassembly	配奇鑫驾驶室(包括序号1; 6零件)
1	1	830D-0703002	移动窗玻璃 II	Moving window glass II	
2	1	830D-0703001	移动窗玻璃 I	Moving window glass I	
3	2	820-0706100	锁扣组件	Locking knob assembly	
4	4	GB/ T 65	螺钉M5X10	Screw M5X10	8. 8- Zn. D
5	1	820-0706003	密封件	Rubber seal strip	
6	1	860-0703003	铝合金外窗	Aluminium-alloy frame	
	1	830D-0712000	移动窗组件	Moving window subassembly	配裕龙驾驶室(包括序号1; 6零件)
1	1	830D-0712002	移动窗玻璃 II	Moving window glass II	
2	1	830D-0712001	移动窗玻璃 I	Moving window glass I	
3	2	820-0706100	锁扣组件	Locking knob assembly	
4	4	GB/ T 65	螺钉M5X10	Screw M5X10	8. 8- Zn. D
5	1	820-0706003	密封件	Rubber seal strip	
6	1	860-0703003	铝合金外窗	Aluminium-alloy frame	

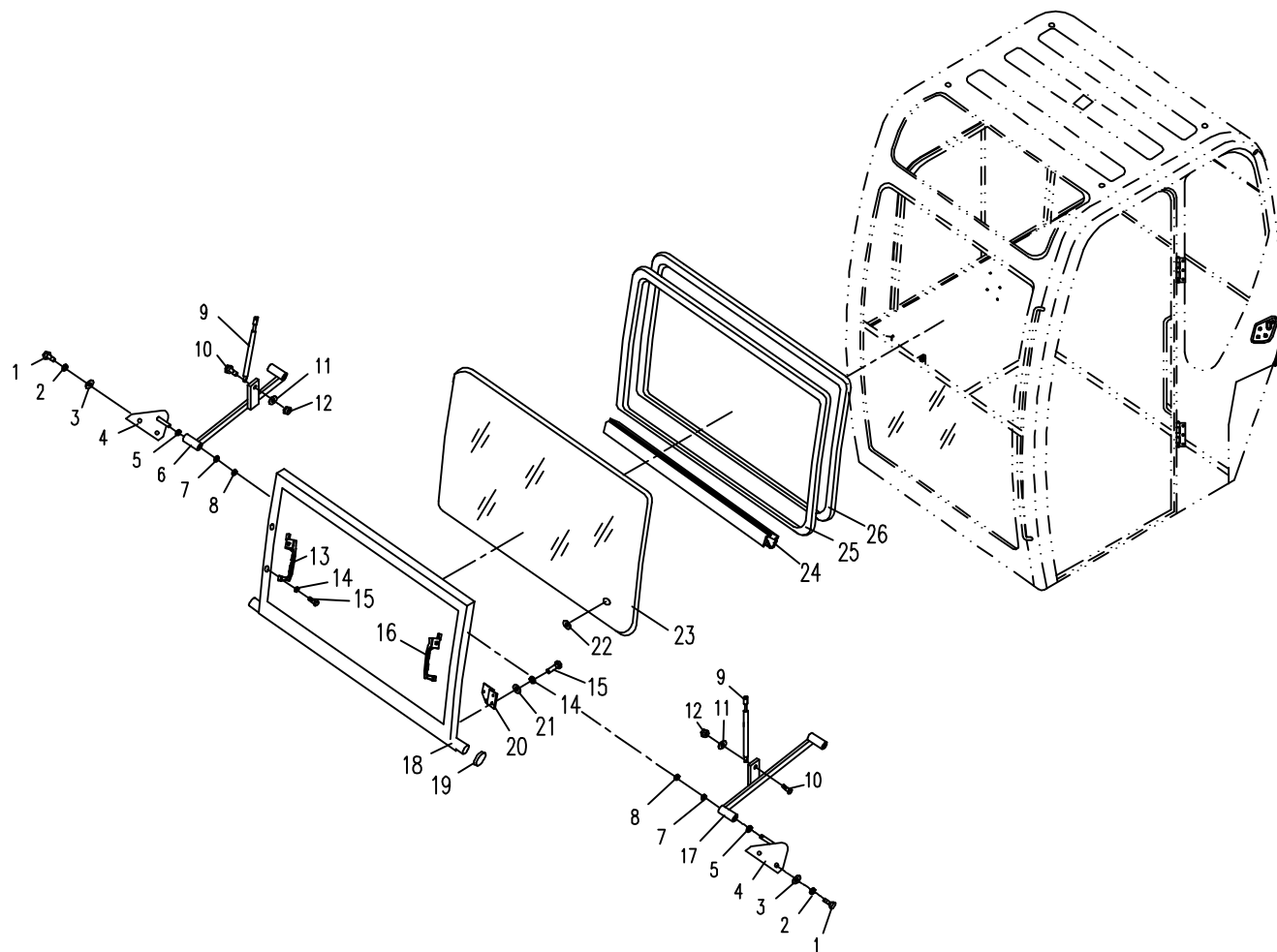
07.3.1 驾驶室组件3(适用838A,838B,838C,838D机型,内外销机) CAB SUBASSEMBLY 3(APPLY TO 838A,838B,838C,838D TYPE)



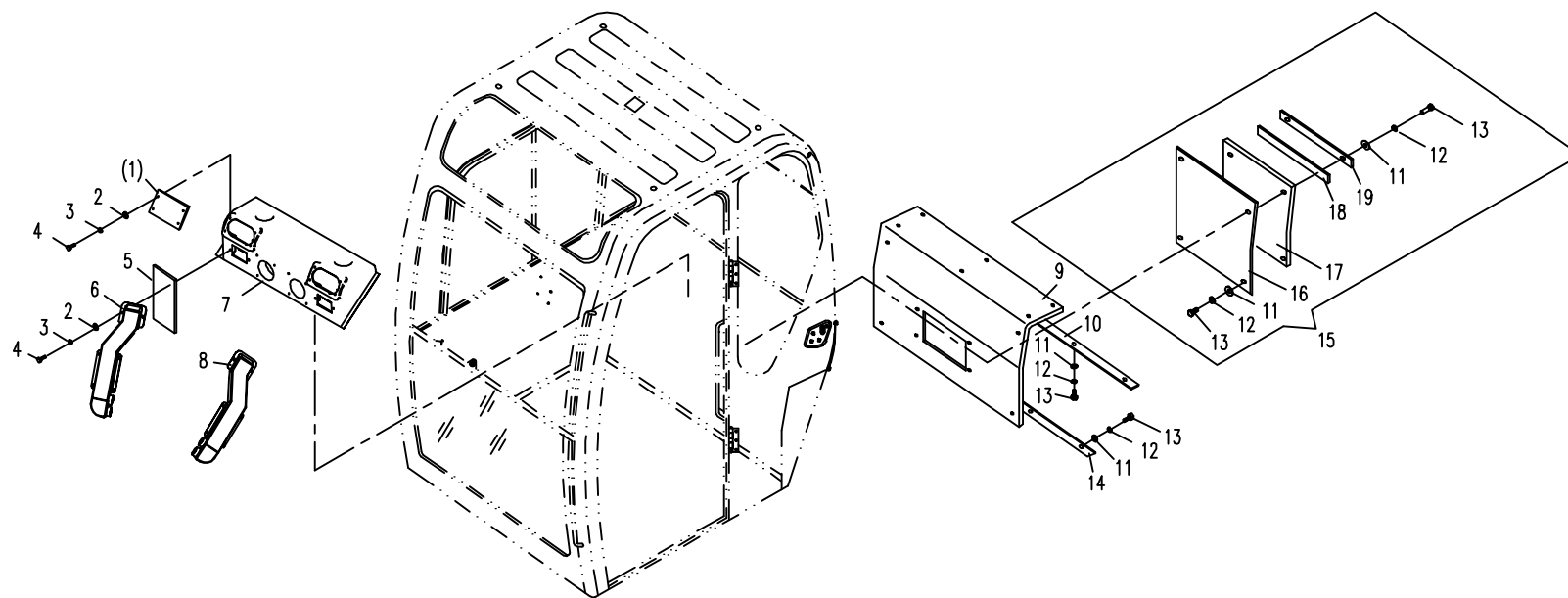
07.4.1 驾驶室组件4(适用838A,838B,838C,838D机型,内外销机) CAB SUBASSEMBLY 4(APPLY TO 838A,838B,838C,838D TYPE)

序号 Nb.	数量 Quantity	代号 Code	名称 Description		备注 Remark
1	4	GB/ T 5783A	螺栓M10X20	Bolt M10X20	8. 8- Zn. D
2	4	GB/ T 93	垫圈10	Washer 10	Zn. D
3	4	GB/ T 97. 1	垫圈10	Washer 10	Zn. D
4	2	801- 0708000	支板组件	Knighthead groupware	
5	4	801- 0700036	垫圈II	Washer II	
6	1	830D- 0716000	右摆杆	Right sinister	
7	4	801- 0700035	垫圈I	Washer I	
8	5	GB/ T 894. 1	挡圈12	Stopper 12	Zn. D
9	2	801- 0907000	气弹簧	Pneumatic spring	
10	4	GB/ T 5783A	螺栓M8X20	Bolt M8X20	8. 8- Zn. D
11	4	GB/ T 97. 1	垫圈8	Washer 8	Zn. D
12	2	GB/ T 6170	螺母M8	Nut M8	8- Zn. D
13	1	830D- 0700042	右扶手锁	Right handrail lock	
14	4	GB/ T 93	垫圈6	Washer 6	Zn.D
15	4	GB/ T 70. 1	螺栓M6X12	Bolt M6X12	8. 8- Zn. D
16	1	830D- 0700043	左扶手锁	Left handrail lock	
17	1	830D- 0715000	左摆杆	Lift sinister	
	1	830D- 0704000a	翻转窗组件	Overturn window subassembly	包括序号18; 26零件
18	1	830D- 0704100a	翻转窗框	Overturn window frame	
19	2	830D- 0704004	滑轮	Slide seat	
20	1	860- 0705200	电机固定板	Fixing plate	
21	2	GB/ T 97. 1	垫圈8	Washer 8	Zn. D
22	2	860- 0705002	垫片	Washer	
23	1	830D- 0704001	翻转窗玻璃	Glass	
24	1	830D- 0704003a	翻转窗下胶条	Rubber cushion	
25	1	830D- 0704002	翻转窗胶条	Rubber cushion	
26	≈3m	801- 0700032	橡胶条II	Rubber cushion II	

07.4.1 驾驶室组件4(适用838A,838B,838C,838D机型,内外销机) CAB SUBASSEMBLY 4(APPLY TO 838A,838B,838C,838D TYPE)



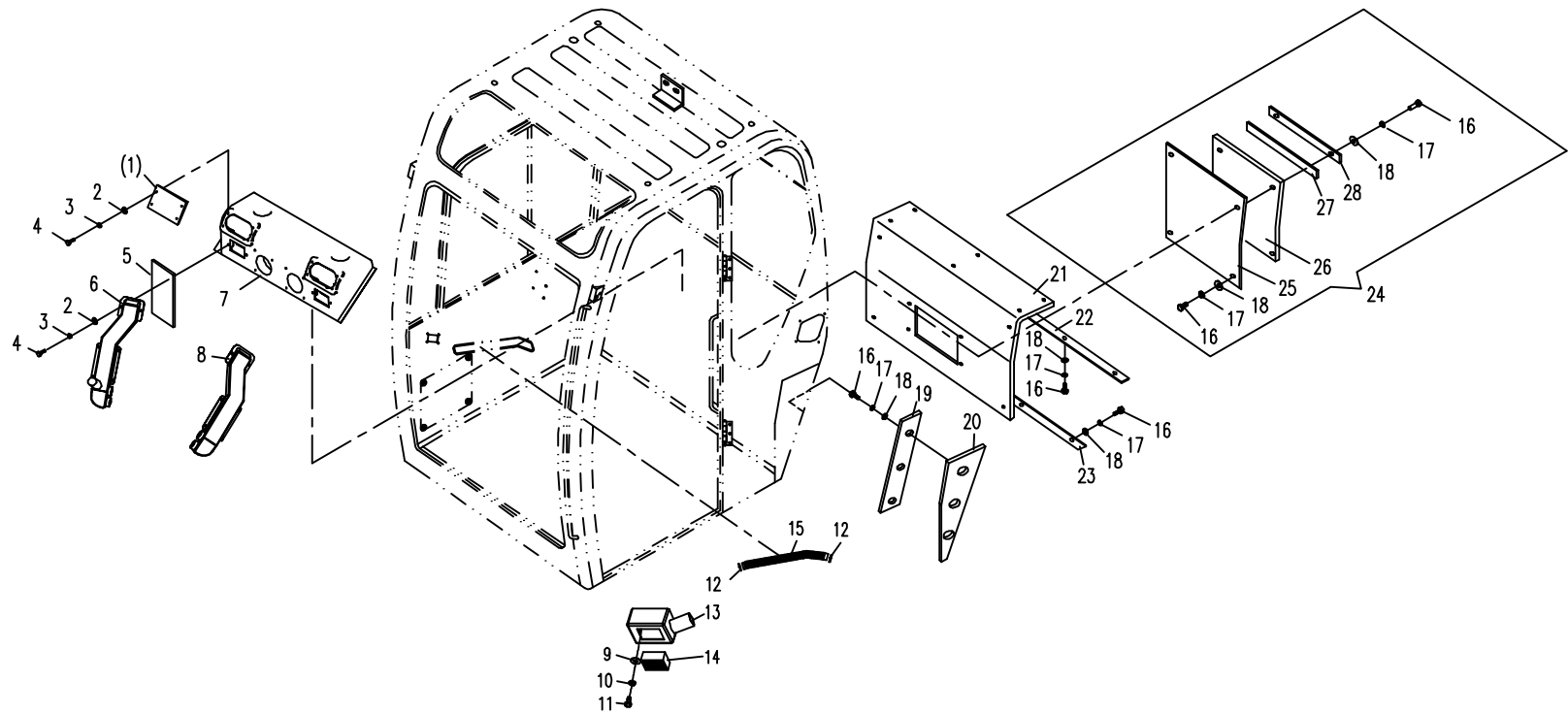
07.5.1 驾驶室组件5(适用838A,838B,838C,838D机型,内销机) CAB SUBASSEMBLY 5(APPLY TO 838A,838B,838C,838D TYPE)



07.5.2 驾驶室组件5(适用838A,838B,838C,838D机型,外销机) CAB SUBASSEMBLY 5(APPLY TO 838A,838B,838C,838D TYPE,EXPORT)

序号 Nb.	数量 Quantity	代号 Code	名称 Description		备注 Remark
1	2	830D-0700012	盖板 I	Cover board I	不装空调时用
2	8	GB/ T 97. 1	垫圈5	Washer 5	Zn. D
3	8	GB/ T 93	垫圈5	Washer 5	Zn. D
4	8	GB/ T 67	螺钉M5X16	Bolt M5X16	8. 8- Zn. D
5	1	830D-0700021	风道隔热板	Adiabatic board	
6	1	830E-0700006	右风道	Right wind path	
7	1	830D-0706000b	后盖板组件	Back cover board	
8	1	830D-0700017a	左风道	Left wind path	
9	20	GB/ T 93	垫圈8	Washer 8	Zn. D
10	20	GB/ T 97. 1	垫圈8	Washer 8	Zn. D
11	16	GB/ T 5783A	螺栓M8X20	Bolt M8X20	8. 8- Zn. D
12	2	JB/ ZQB777	喉箍46~64	Larynx hoop 46~64	Zn. D
13	1	830E-0704000	风座	Wind seat	
14	1	830E-0700008	可调气口	Output wind port	
15	1	830E-0700007	过风管	Pass wind canal	
16	17	GB/ T 5783A	螺栓M6X25	Bolt M6X25	8. 8- Zn. D
17	17	GB/ T 93	垫圈6	Washer 6	Zn. D
18	17	GB/ T 97. 1	垫圈6	Washer 6	Zn. D
19	1	830E-0700002	压板III	Clamp board III	
20	1	830E-0700001	隔热板 II	Adiabatic board II	
21	1	830D-0700007a	隔热板	Adiabatic board	
22	2	830D-0700005a	压板 I	Clamp board I	
23	2	830D-0700006a	压板 II	Clamp board II	
24	1	830D-0705000a	隔热盖板	Adiabatic board	
25	1	830D-0705100b	盖板组件	Cover board groupware	
26	1	830D-0705001a	隔热板	Adiabatic board	
27	2	830D-0705003	封条III	Blanked slat III	
28	2	830D-0705002a	压板	Clamp board	

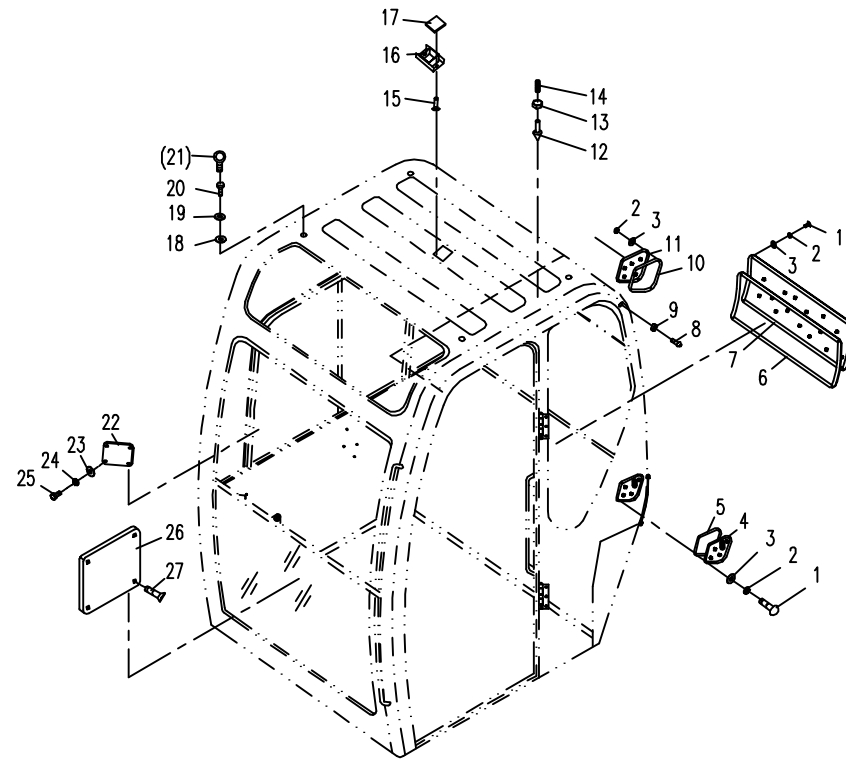
07.5.2 驾驶室组件5(适用838A,838B,838C,838D机型,外销机) CAB SUBASSEMBLY 5(APPLY TO 838A,838B,838C,838D TYPE,EXPORT)



07.6.1 驾驶室组件6(适用838A,838B,838C,838D机型,内销机) CAB SUBASSEMBLY 6(APPLY TO 838A,838B,838C,838D TYPE)

序号 Nb.	数量 Quantity	代号 Code	名称 Description		备注 Remark
1	12	GB/ T819. 1	螺钉M6X16	Bolt M6X16	8. 8- Zn. D
2	12	GB/ T 93	垫圈6	Washer 6	Zn. D
3	12	GB/ T 97. 1	垫圈6	Washer 6	Zn. D
4	1	830D- 0708100	左侧盖板	Left cover board	
5	2	830D- 0708001	侧封板胶条	Rubber seal	
6	1	830D- 0710001a	后胶垫	Back rubber washer	
7	1	830D- 0711000a	后封板	Back seal board	
8	2	801- 0704000	橡胶座	Rubber pedestal	
9	2	GB/ T 6170	螺母M10	Nut M10	8- Zn. D
10	2	830D- 0708001	侧封板胶条	Rubber seal	
11	1	830D- 0709100	右侧盖板	Right cover board	
12	2	820- 0703000	橡胶座	Rubber pedestal	
13	2	GB/ T 6170	螺母M12	Nut M12	Zn. D
14	2	830D- 0701027	螺柱M12	Bolt M6X25	8. 8- Zn. D
15	2	GB/ T819. 1	螺钉M6X12	Bolt M6X12	8. 8- Zn. D
16	1	830D- 0714000	GPS安装架	GPS frame	
17	1	830D- 0700041	GPS外封板	GPS blanked board	
18	4	GB/ T 97. 1	垫圈16	Washer 12	Zn. D
19	4	860- 0700014	胶垫	Rubber washer	
20	4	GB/ T 5783A	螺栓M16X20	Bolt M6X20	8. 8- Zn. D
21	4	GB/ T 825	螺钉M16	Screw M16	作配件
22	1	830E- 0700009	盖板	Cover board	不装仪表时用
23	4	GB/ T 97. 1	垫圈8	Washer 8	Zn. D
24	4	GB/ T 93	垫圈8	Washer 8	Zn. D
25	4	GB/ T 5783A	螺栓M8X20	Bolt M8X20	8. 8- Zn. D
26	1	855- 0704000a	电器盖盒	Electric cover	
27	4	GB/ T 819. 1	螺钉M6X20	Screw M6X20	8. 8- Zn. D

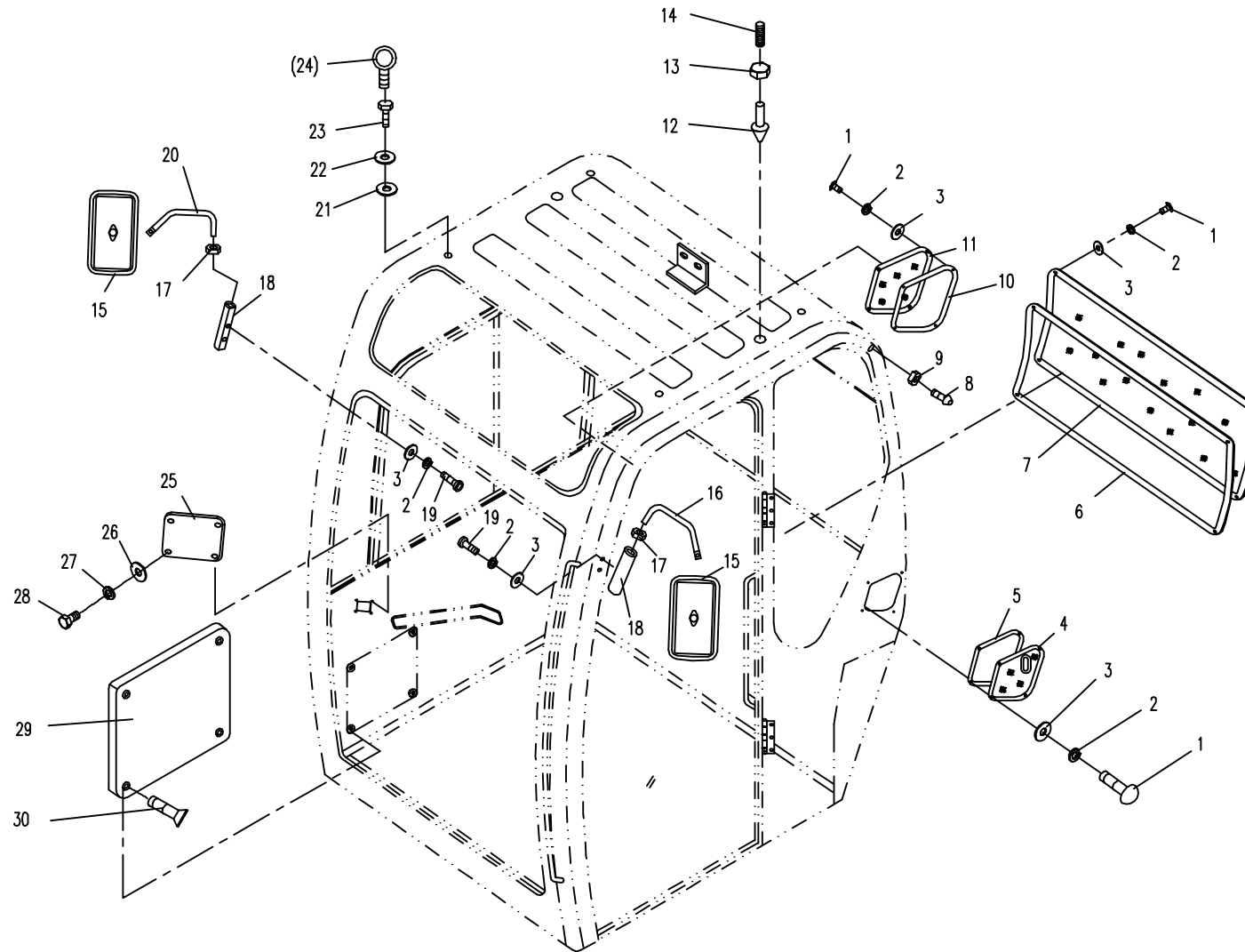
07.6.1 驾驶室组件6(适用838A,838B,838C,838机型,内销机) CAB SUBASSEMBLY 6(APPLY TO 838A,838B,838C,838 TYPE)



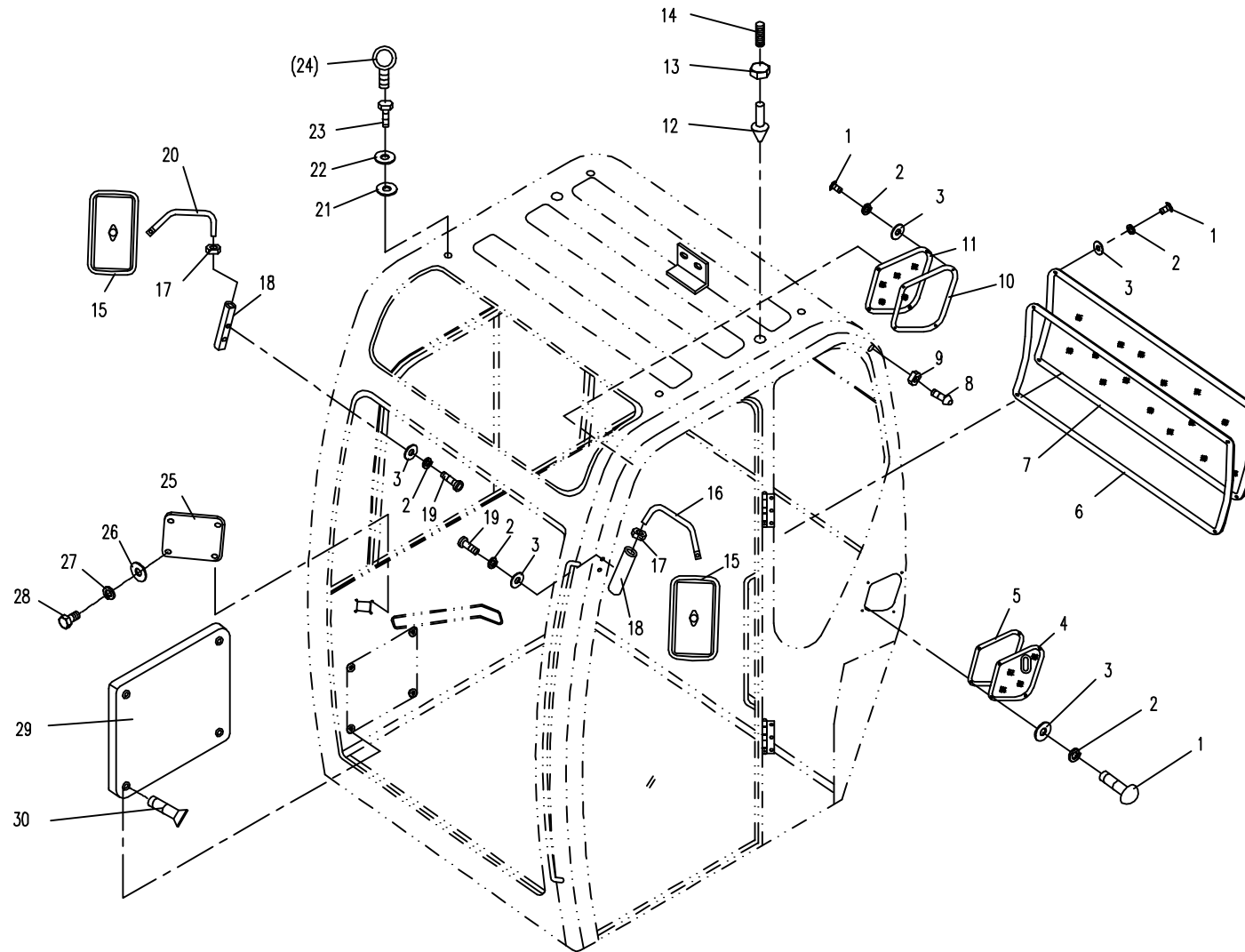
07.6.2 驾驶室组件6(适用838A,838B,838C,838D机型,外销机) CAB SUBASSEMBLY 6(APPLY TO 838A,838B,838C,838D TYPE,EXPORT)

序号 Nb.	数量 Quantity	代号 Code	名称 Description		备注 Remark
1	12	GB/ T819. 1	螺钉M6X16	Bolt M6X16	8. 8- Zn. D
2	12	GB/ T 93	垫圈6	Washer 6	Zn. D
3	12	GB/ T 97. 1	垫圈6	Washer 6	Zn. D
4	1	830D- 0708100	左侧盖板	Left cover plate	
5	2	830D- 0708001	侧封板胶条	Rubber seal	
6	1	830D- 0710001a	后胶垫	Back rubber washer	
7	1	830D- 0711000a	后封板	Back seal plate	
8	2	801- 0704000	橡胶座	Rubber pedestal	
9	2	GB/ T 6170	螺母M10	Nut M10	8- Zn. D
10	2	830D- 0708001	侧封板胶条	Rubber seal	
11	1	830D- 0709100	右侧盖板	Right cover plate	
12	2	820- 0703000	橡胶座	Rubber pedestal	
13	2	GB/ T 6170	螺母M12	Nut M12	Zn. D
14	2	830D- 0701027	M12 螺柱	M12 Bolt	8. 8- Zn. D
15	2	830E- 0700003	后视镜	Rearview mirror	
16	1	830E- 0700011	左支杆	Left bracket	
17	2	830E- 0700012	螺母M12X1	Nut M12X1	
18	2	830E-0700014	固定杆	Fixing Pole	
19	4	GB/ T 70. 1	内六角螺栓M6X16	Bolt M6X16	8. 8- Zn. D
20	1	830E- 0700013	左支杆	Right bracket	
21	4	GB/ T 97. 1	垫圈16	Washer 16	Zn. D
22	4	860- 0700014	胶垫	Rubber washer	
23	4	GB/ T 5783A	螺栓M16X20	Bolt M16X20	8. 8- Zn. D
24	4	GB/ T 825	螺钉M16	Bolt M16	作配件
25	1	830E- 0700009	盖板	Cover plate	不装仪表时用
26	4	GB/ T 93	垫圈8	Washer 8	Zn. D
27	4	GB/ T 97. 1	垫圈8	Washer 8	Zn. D
28	4	GB/ T 5783A	螺栓M8X20	Bolt M8X20	8. 8- Zn. D

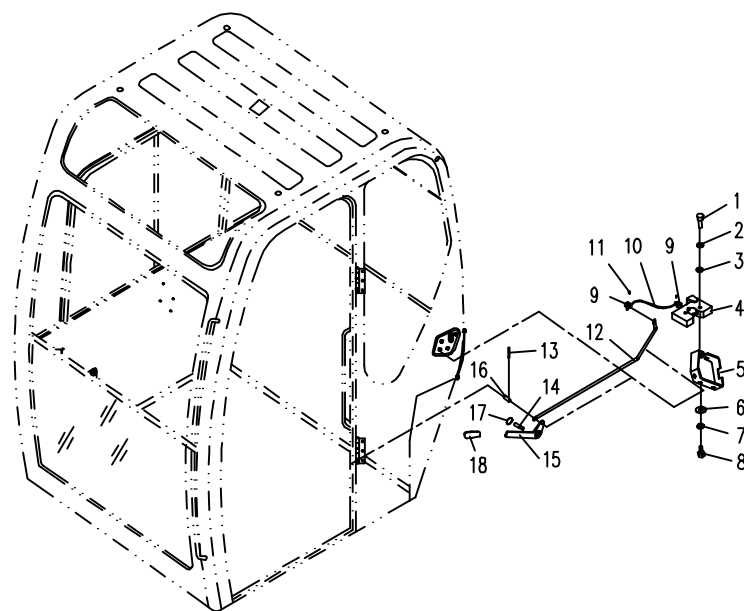
07.6.2 驾驶室组件6(适用838A,838B,838C,838D机型,外销机) CAB SUBASSEMBLY 6(APPLY TO 838A,838B,838C,838D TYPE,EXPORT)



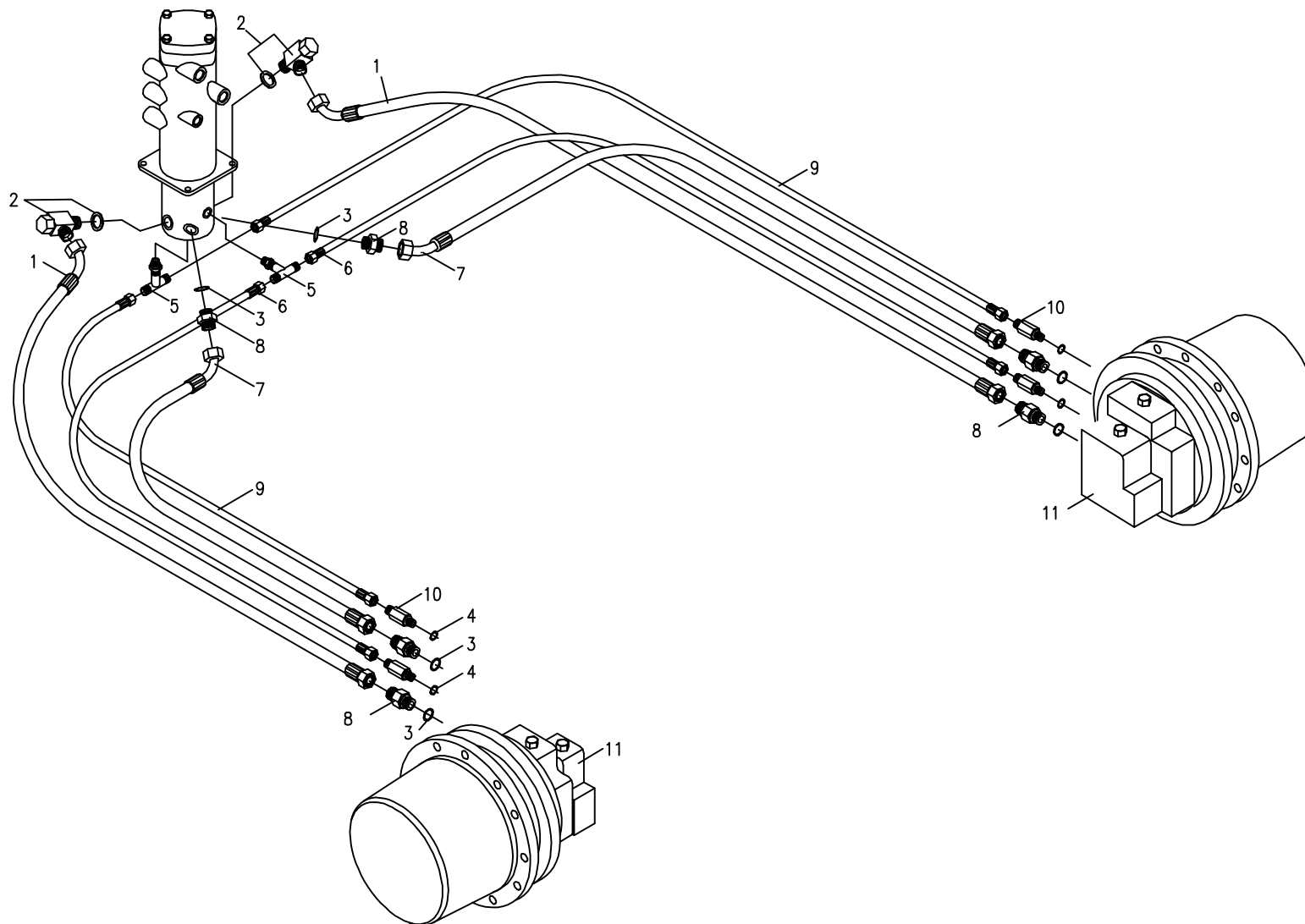
07.6.2 驾驶室组件6(适用838A,838B,838C,838D机型,外销机) CAB SUBASSEMBLY 6(APPLY TO 838A,838B,838C,838D TYPE,EXPORT)



07.7.1 驾驶室组件7(适用838A,838B,838C,838D机型,内外销机) CAB SUBASSEMBLY 7(APPLY TO 838A,838B,838C,838D TYPE)



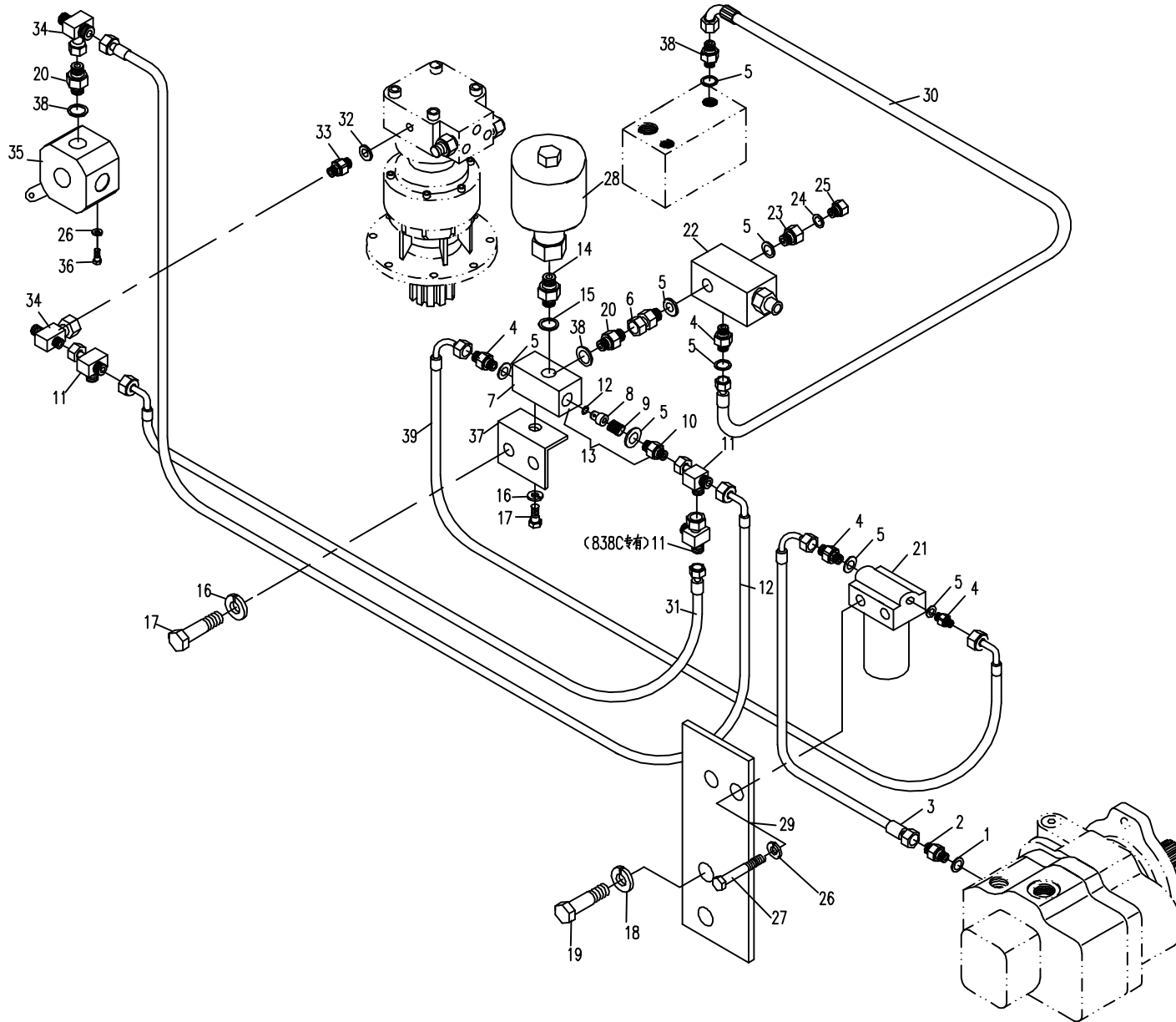
75.1.1 底盘部分的液压系统 1(适用838A,838B,838C,838D机型)HYDRAULIC SYSTEM FOR CHASSIS 1(APPLY TO 838A,838B,838C,838D TYPE)



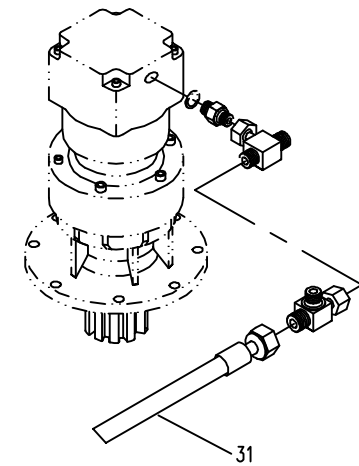
85.1.1 先导部分的液压系统 1(适用838A,838C机型) HYDRAULIC SYSTEM FOR PILOT PART 1 (APPLY TO 838A,838C TYPE)

序号 Nb.	数量 Quantity	代号 Code	名称 Description		备注 Remark
1	1		0形密封圈13.8x2.4	0形密封圈13.8x2.4	丁晴橡胶
	1		0形密封圈10.3x2.4	0形密封圈10.3x2.4	KYB专用
2	1	820-8500013	直接头	Bolt joint	
	1	855-7500002	直接头	Bolt joint	KYB专用
3	1	838A-8502000a	胶管总成	Rubber pipe assembly	
	1	830H-8503000	胶管总成	Rubber pipe assembly	KYB专用
4	3	820-0500003	直接头	Bolt joint	
5	7	1 SQ286	组合垫圈18	Combinatory washer 18	
6	2	830B-8505000	直接头	Bolt joint	
7	1	830B-8504001	单向阀体	Valve body	
8	1	830B-8504002	阀芯	Valve core	
9	1	830B-8504004	弹簧	Spring	
10	1	830B-8504003	直接头	Bolt joint	
11	3+1	850-8502000	三通接头	Tee joint	
12	1	830D-8505000a	胶管总成	Rubber pipe assembly	
13	1	830B-8504000	单向阀	Valve	
14	1	830B-8500003	直接头	Bolt joint	
15	1	1 SQ286	组合垫圈22	Combinatory washer 22	
16	1	GB/T93	垫圈10	Washer10	Zn. D
17	3	GB/T5783A	螺栓M10×20	Bolt M10; 20	8. 8- Zn. D
18	5	GB/T97.1	垫圈10	Washer 10	Zn. D
19	2	GB/T5783A	螺栓M10×35	Bolt M10; 35	8. 8- Zn. D
20	2	820-8500004	直接头	Bolt joint	
21	1	820-8514000	滤油器	Oil filter	
22	1	830D-8525000	安全阀	Safe valve	
23	1	830D-8500004	直接头	Bolt joint	
	1	860A-8500005	直接头	Bolt joint	KYB专用
24	1	1 SQ286	组合垫圈10	Combinatory washer 10	

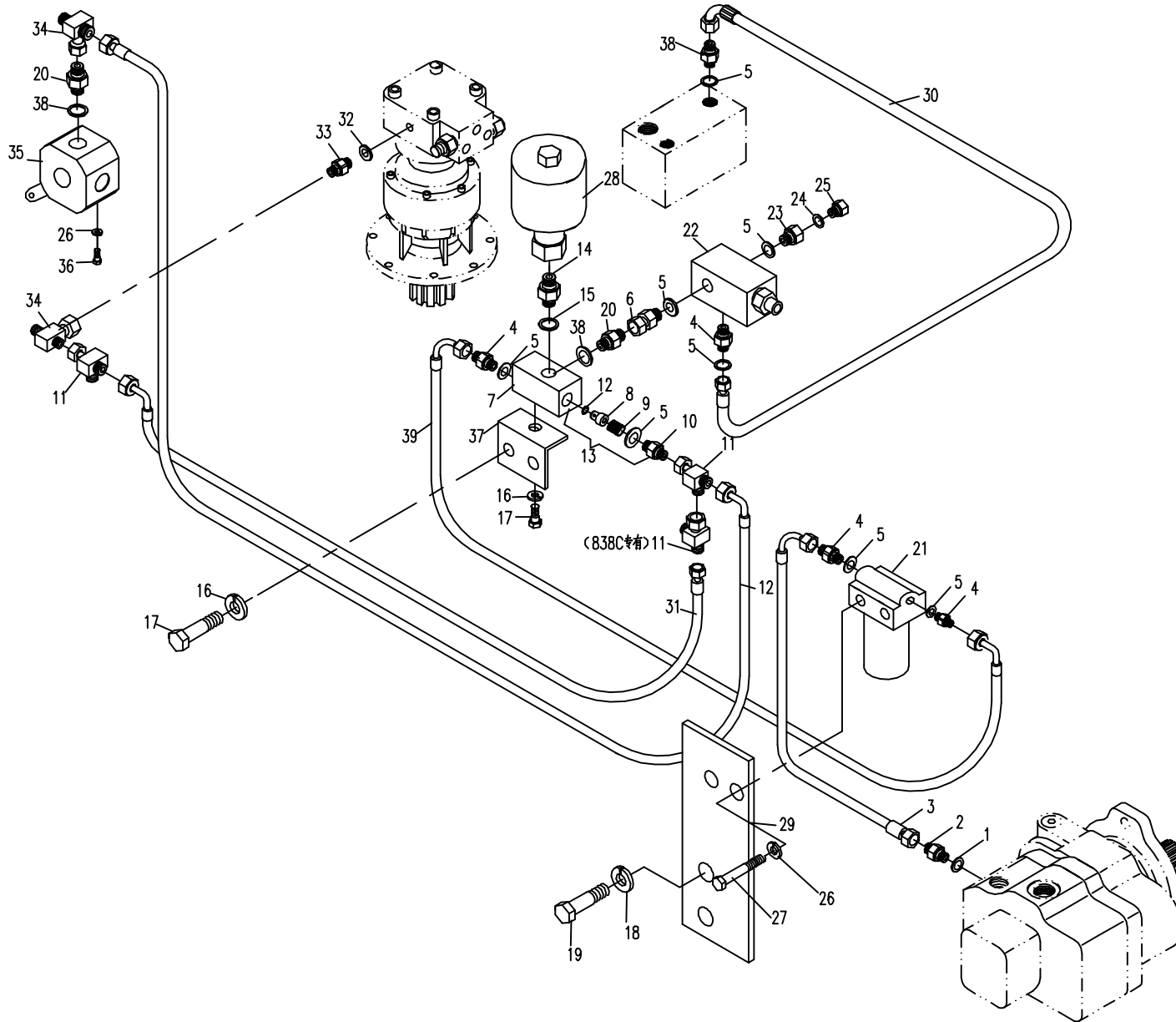
85.1.1 先导部分的液压系统 1(适用838A,838C机型) HYDRAULIC SYSTEM FOR PILOT PART 1 (APPLY TO 838A,838C TYPE)



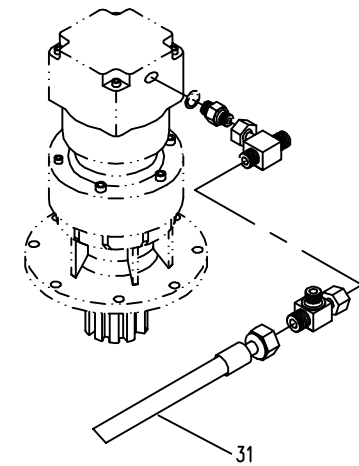
KAYABA回转马达局部布管



85.1.1 先导部分的液压系统 1(适用838A,838C机型) HYDRAULIC SYSTEM FOR PILOT PART 1 (APPLY TO 838A,838C TYPE)



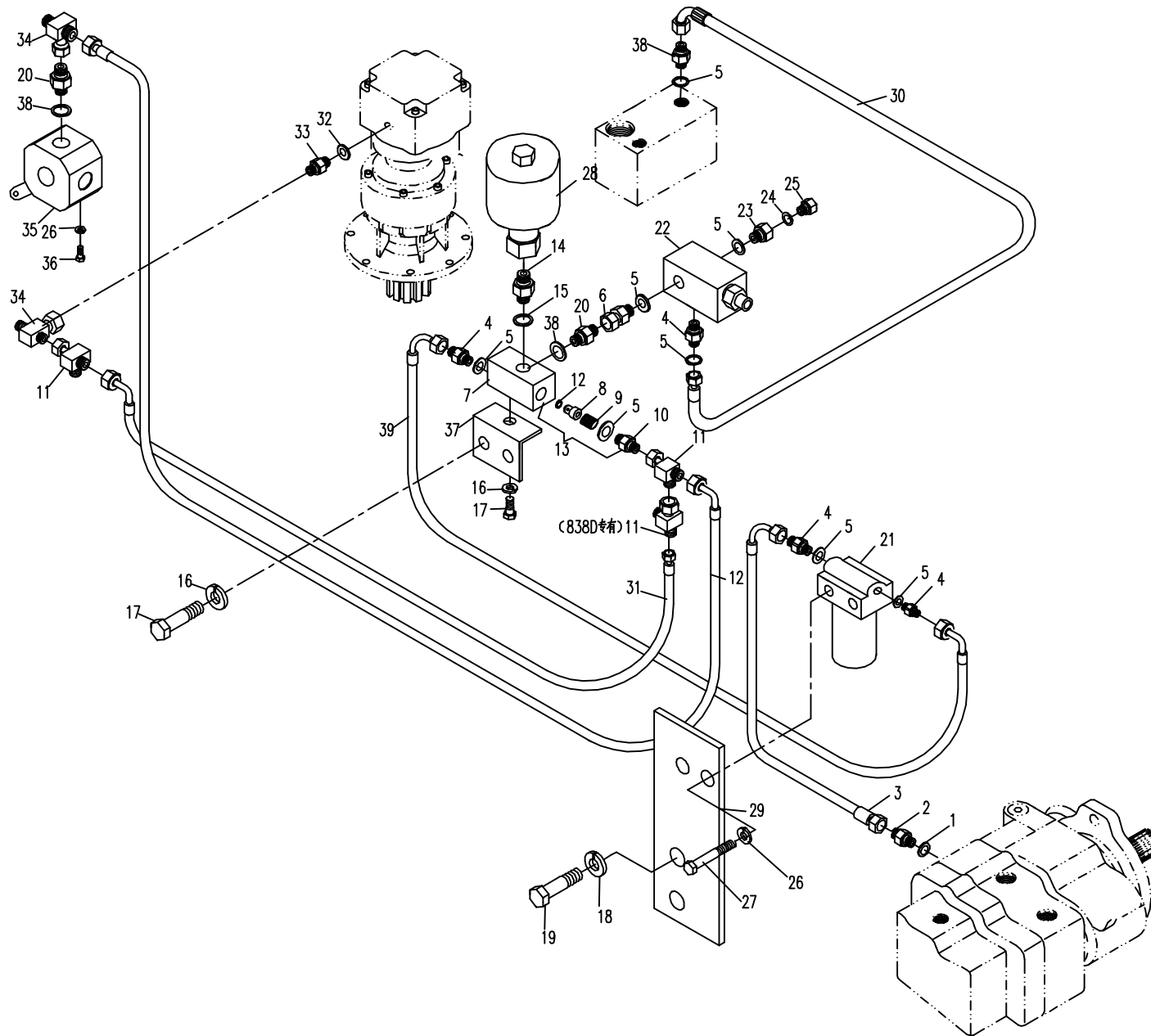
KAYABA回转马达局部布管



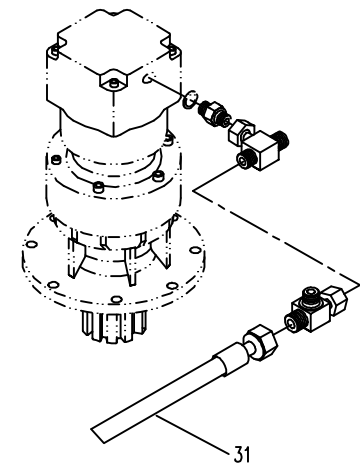
85.1.2 先导部分的液压系统 1(适用838B,838D机型) HYDRAULIC SYSTEM FOR PILOT PART 1 (APPLY TO 838B,838D TYPE)

序号 Nb.	数量 Quantity	代号 Code	名称 Description		备注 Remark
1	1		0形密封圈13.6x2.4	0形密封圈13.6x2.4	丁晴橡胶
	1		0形密封圈10.3x2.4	0形密封圈10.3x2.4	KAYABA专用
2	1	820-8500013	直接头	Bolt joint	
	1	855-7500002	直接头	Bolt joint	KAYABA专用
3	1	838B-8504000	胶管总成	Rubber pipe assembly	
	1	830H-8503000	胶管总成	Rubber pipe assembly	KAYABA专用
4	3	820-0500003	直接头	Bolt joint	
5	7	ISO286	组合垫圈18	Combinatory washer 18	
6	2	830B-8505000	直接头	Bolt joint	
7	1	830B-8504001	单向阀体	Valve body	
8	1	830B-8504002	阀芯	Valve core	
9	1	830B-8504004	弹簧	Spring	
10	1	830B-8504003	直接头	Bolt joint	
11	4	850-8502000	三通接头	Tee joint	
12	1	830D-8505000a	胶管总成	Rubber pipe assembly	
13	1	830B-8504000	单向阀	Valve	
14	1	830B-8500003	直接头	Bolt joint	
15	1	ISO286	组合垫圈22	Combinatory washer 22	
16	1	GB/T93	垫圈10	Washer10	Zn.D
17	3	GB/T5783A	螺栓M10; 20	Bolt M10; 20	8.8-Zn.D
18	5	GB/T97.1	垫圈10	Washer 10	Zn.D
19	2	GB/T5783A	螺栓M10; 35	Bolt M10; 35	8.8-Zn.D
20	2	820-8500004	直接头	Bolt joint	
21	1	820-8514000	滤油器	Oil filter	
22	1	830D-8525000	安全阀	Safe valve	
23	1	830D-8500004	直接头	Bolt joint	
	1	860A-8500005	直接头	Bolt joint	0专用
24	1	ISO286	组合垫圈10	Combinatory washer 10	

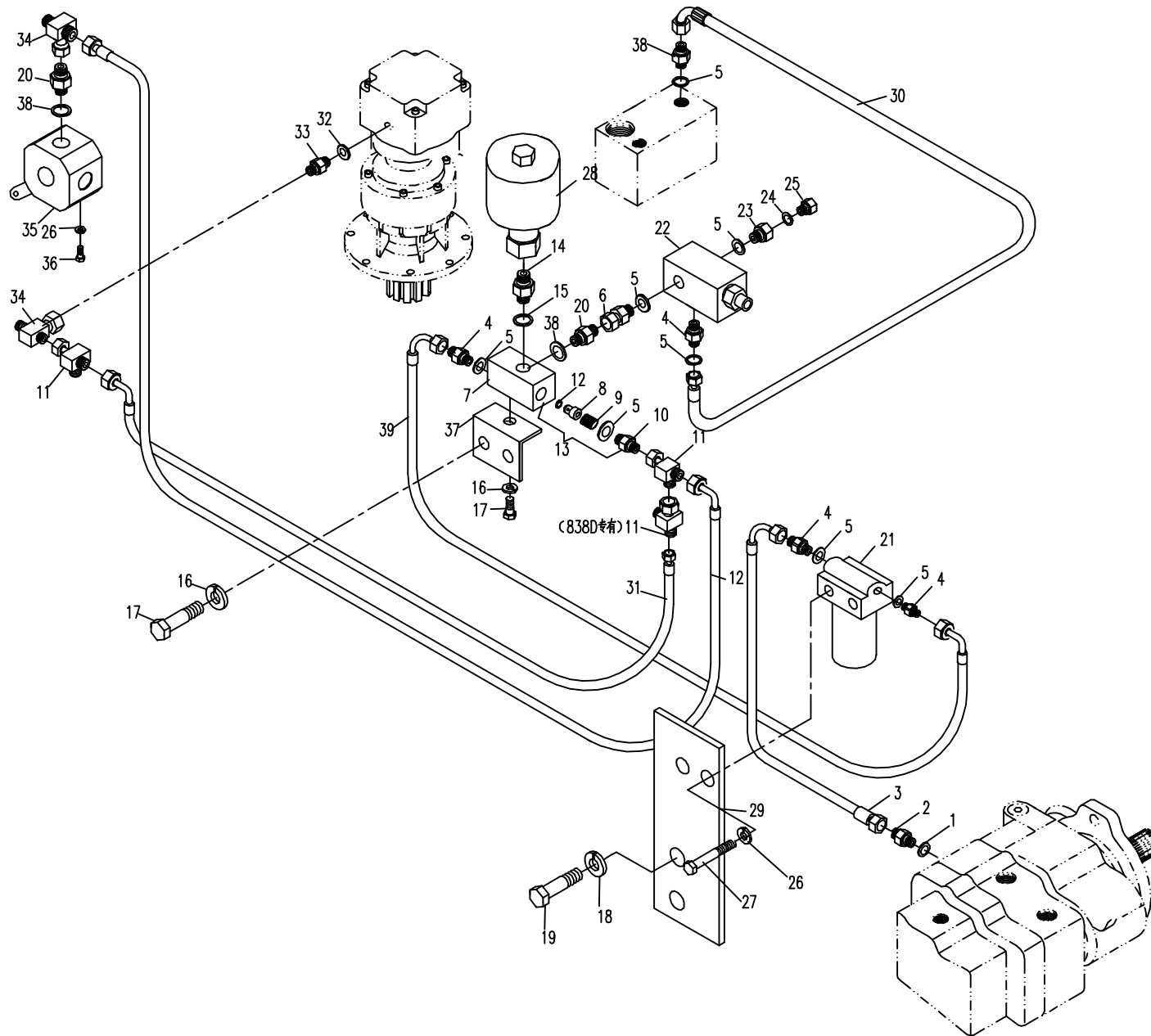
85.1.2 先导部分的液压系统 1(适用838B,838D机型) HYDRAULIC SYSTEM FOR PILOT PART 1 (APPLY TO 838B,838D TYPE)



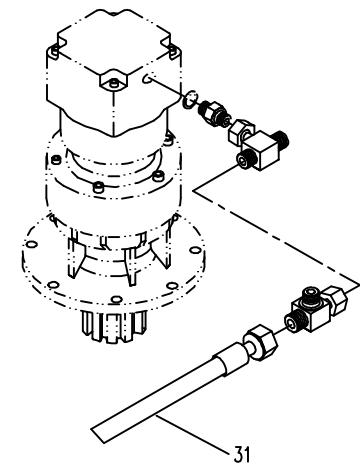
KAYABA回转马达局部布管



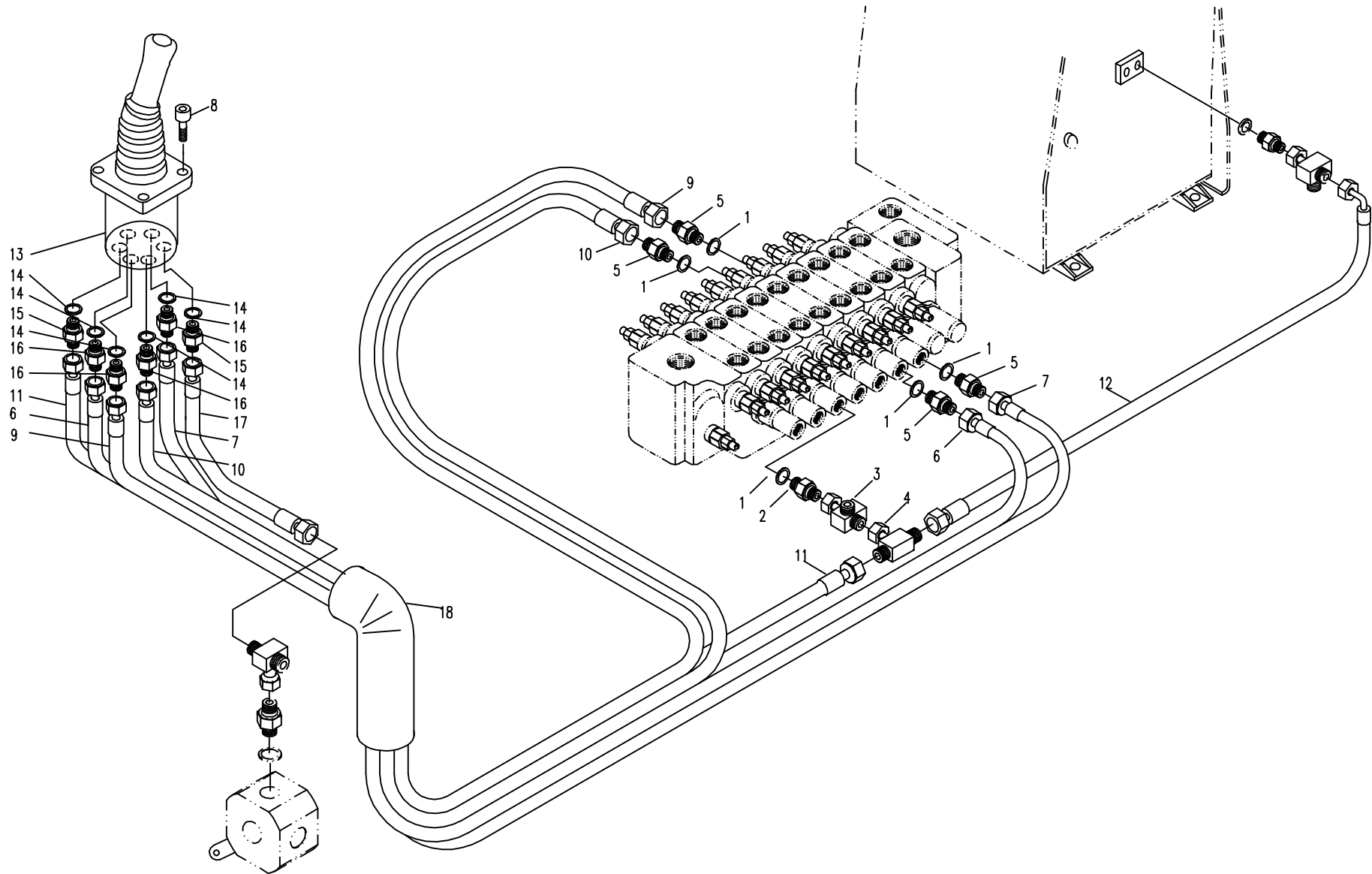
85.1.2 先导部分的液压系统 1(适用838B,838D机型) HYDRAULIC SYSTEM FOR PILOT PART 1 (APPLY TO 838B,838D TYPE)



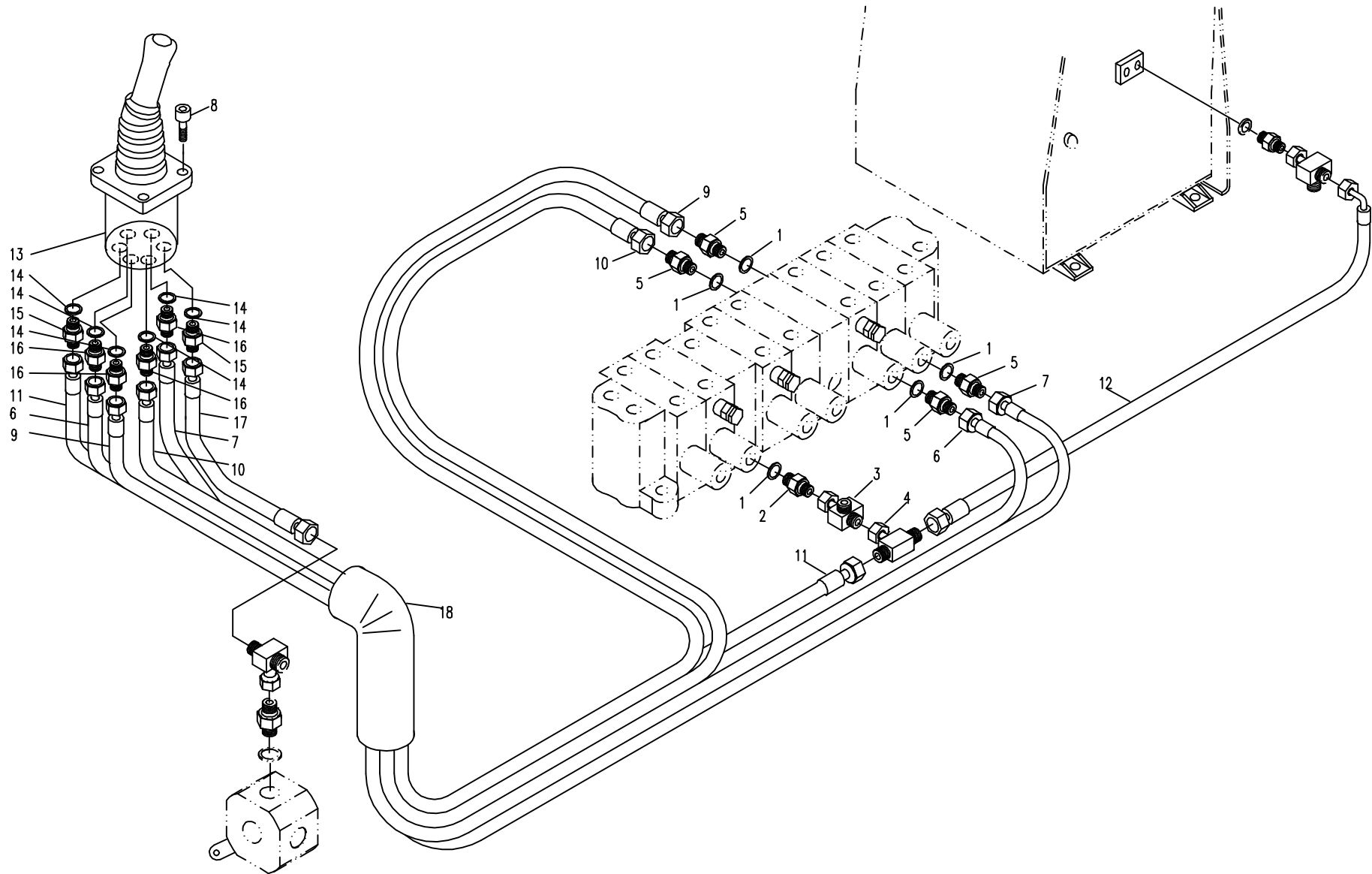
KAYABA回转马达局部布管



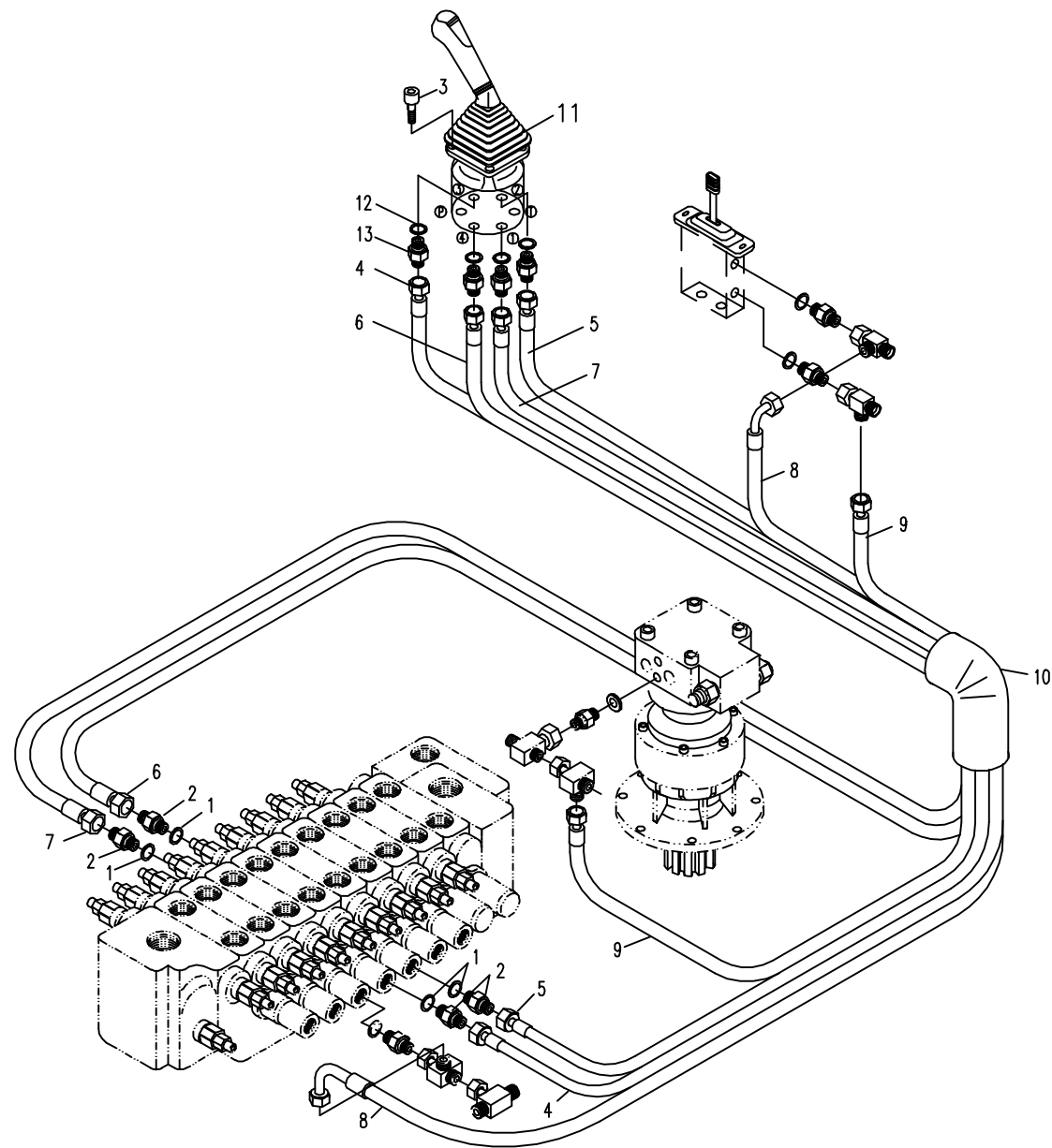
85.2.1 先导部分的液压系统 2(适用838A机型) HYDRAULIC SYSTEM FOR PILOT PART 2 (APPLY TO 838A TYPE)



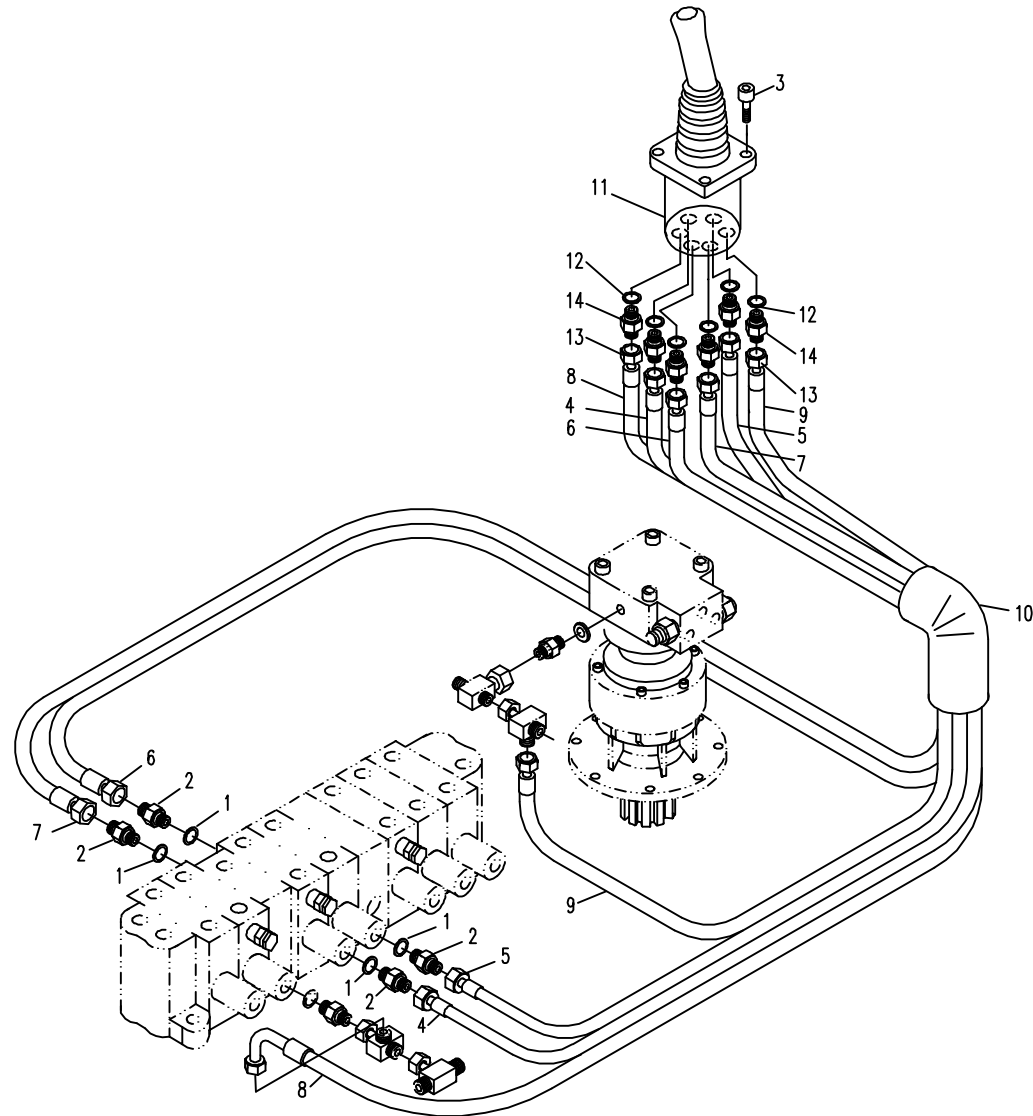
85.2.2 先导部分的液压系统 2(适用838B,838D机型) HYDRAULIC SYSTEM FOR PILOT PART 1 (APPLY TO 838B,838D TYPE)



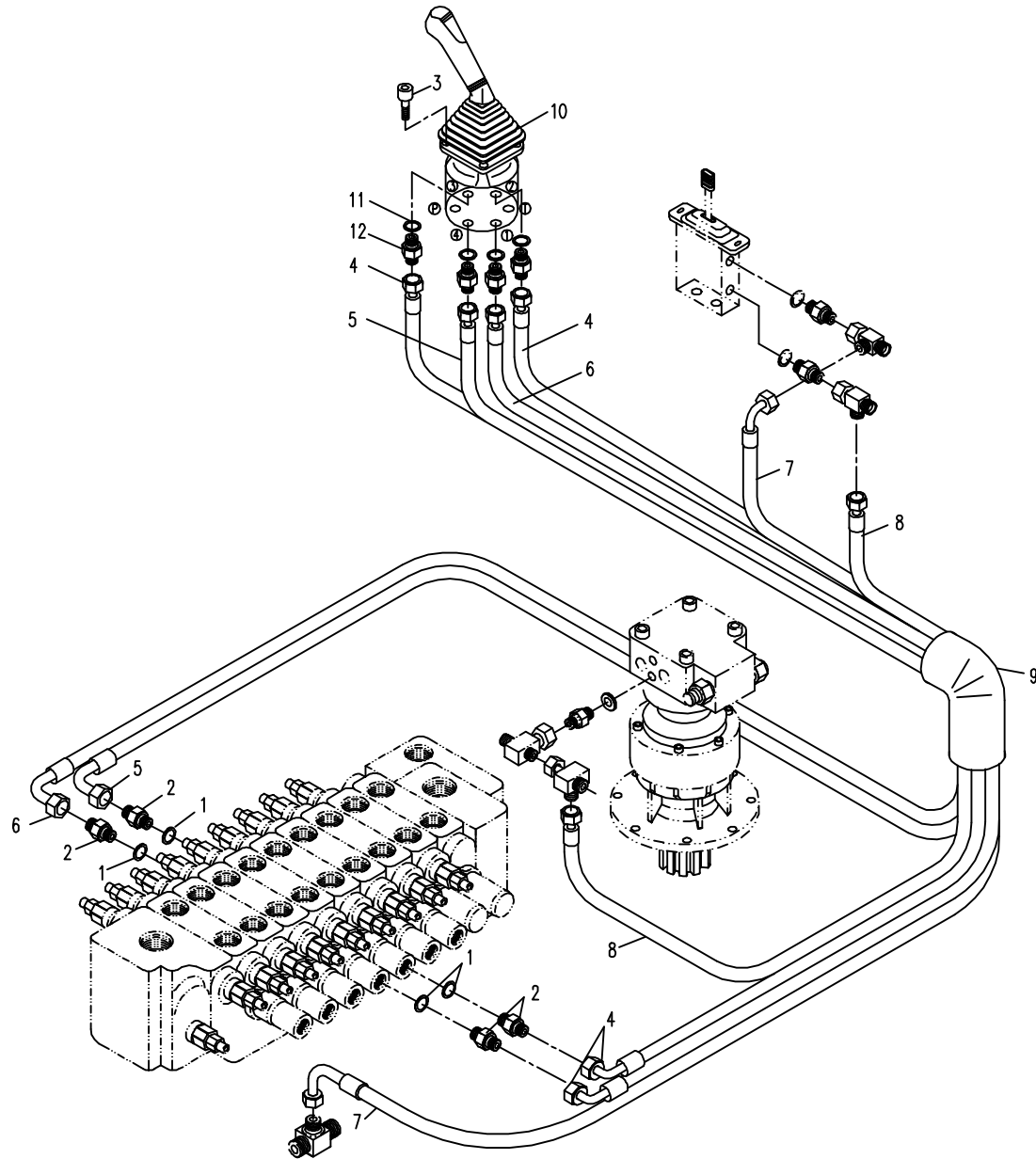
85.3.1 先导部分的液压系统 3(适用838A机型) HYDRAULIC SYSTEM FOR PILOT PART 3 (APPLY TO 838A TYPE)



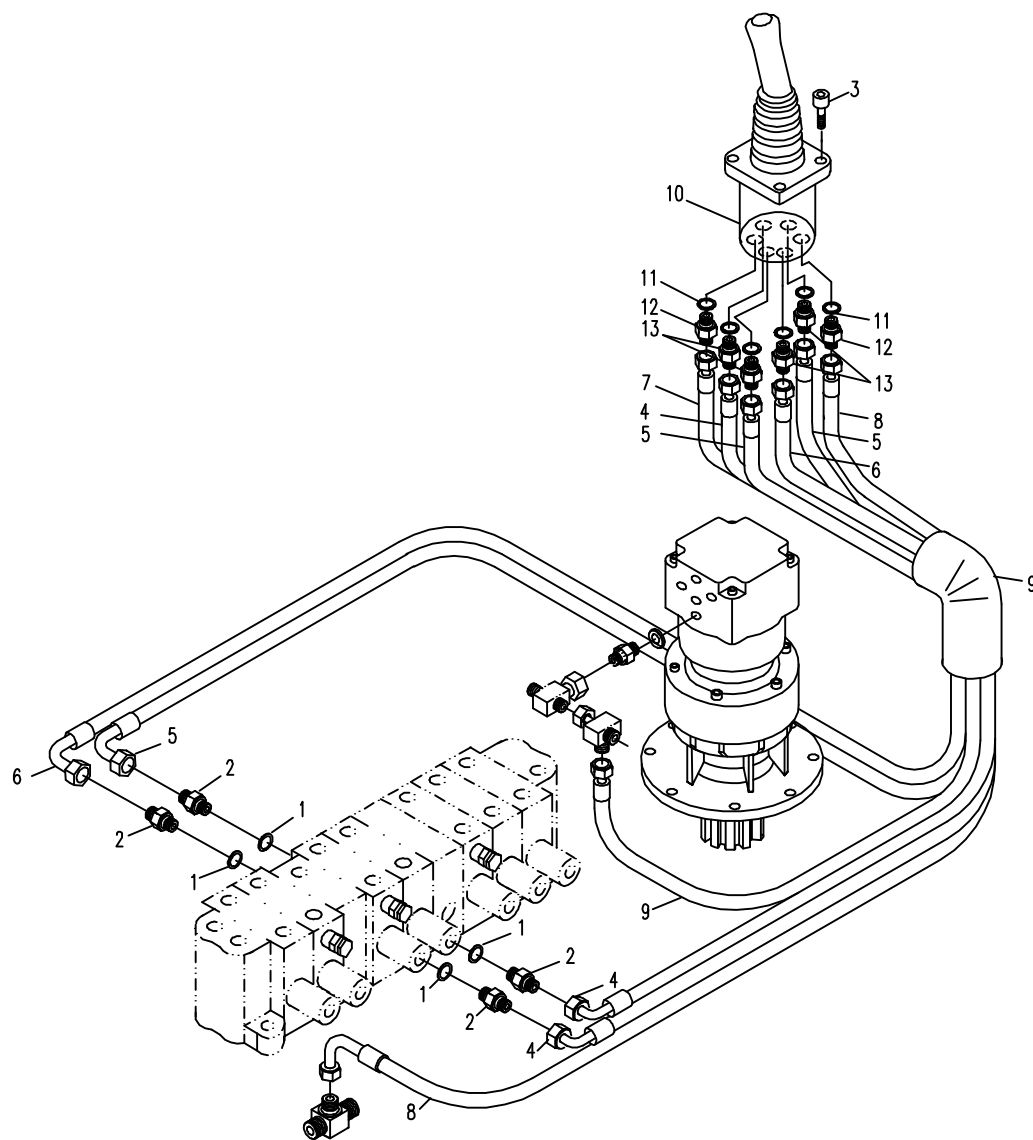
85.3.2 先导部分的液压系统 3(适用838B机型) HYDRAULIC SYSTEM FOR PILOT PART 2 (APPLY TO 838B TYPE)



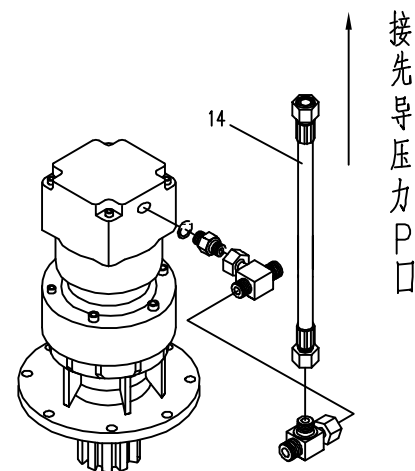
85.3.3 先导部分的液压系统 3(适用838C机型) HYDRAULIC SYSTEM FOR PILOT PART 3 (APPLY TO 838C TYPE)



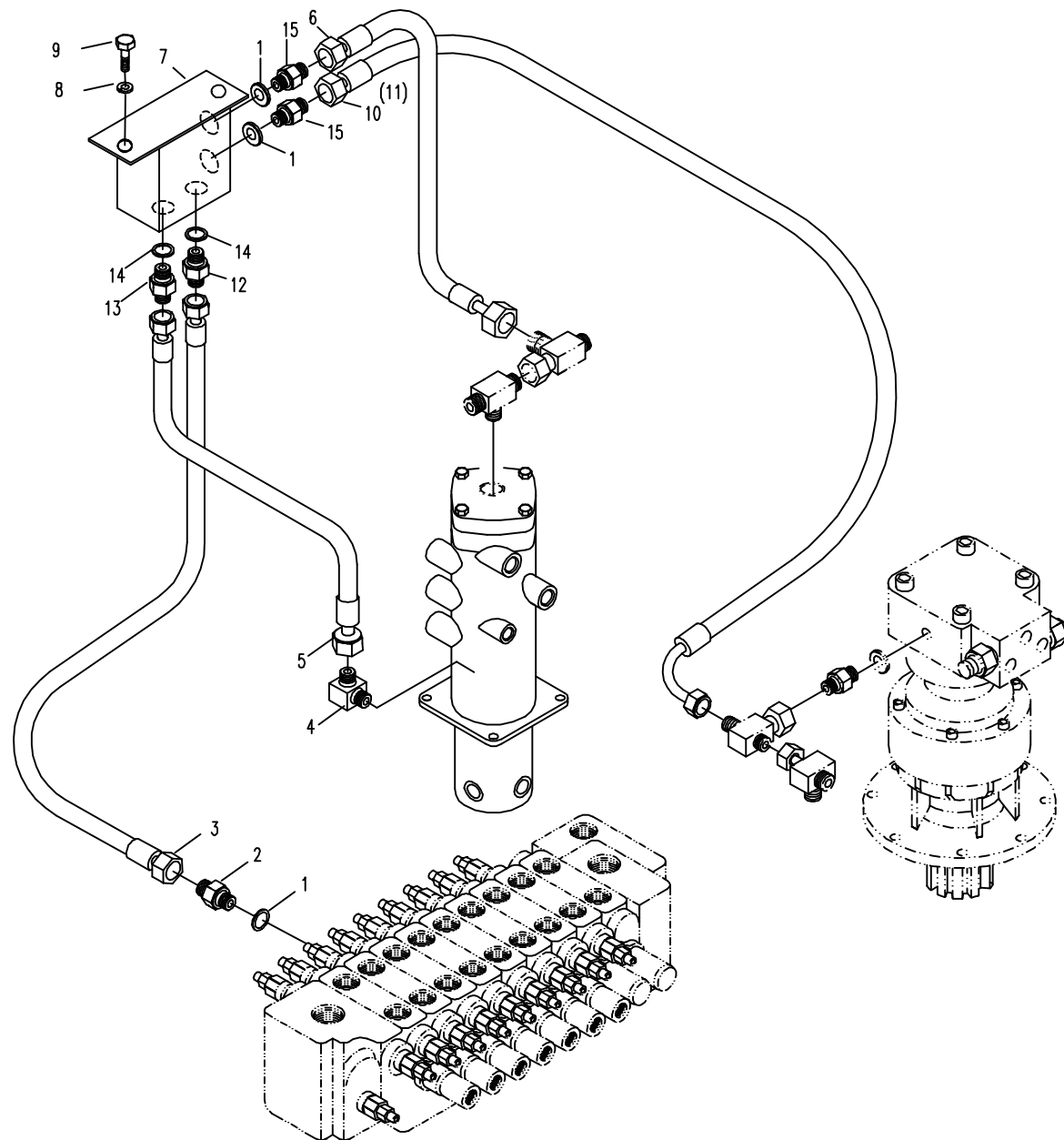
85.3.4 先导部分的液压系统 3(适用838D机型) HYDRAULIC SYSTEM FOR PILOT PART 3 (APPLY TO 838D TYPE)



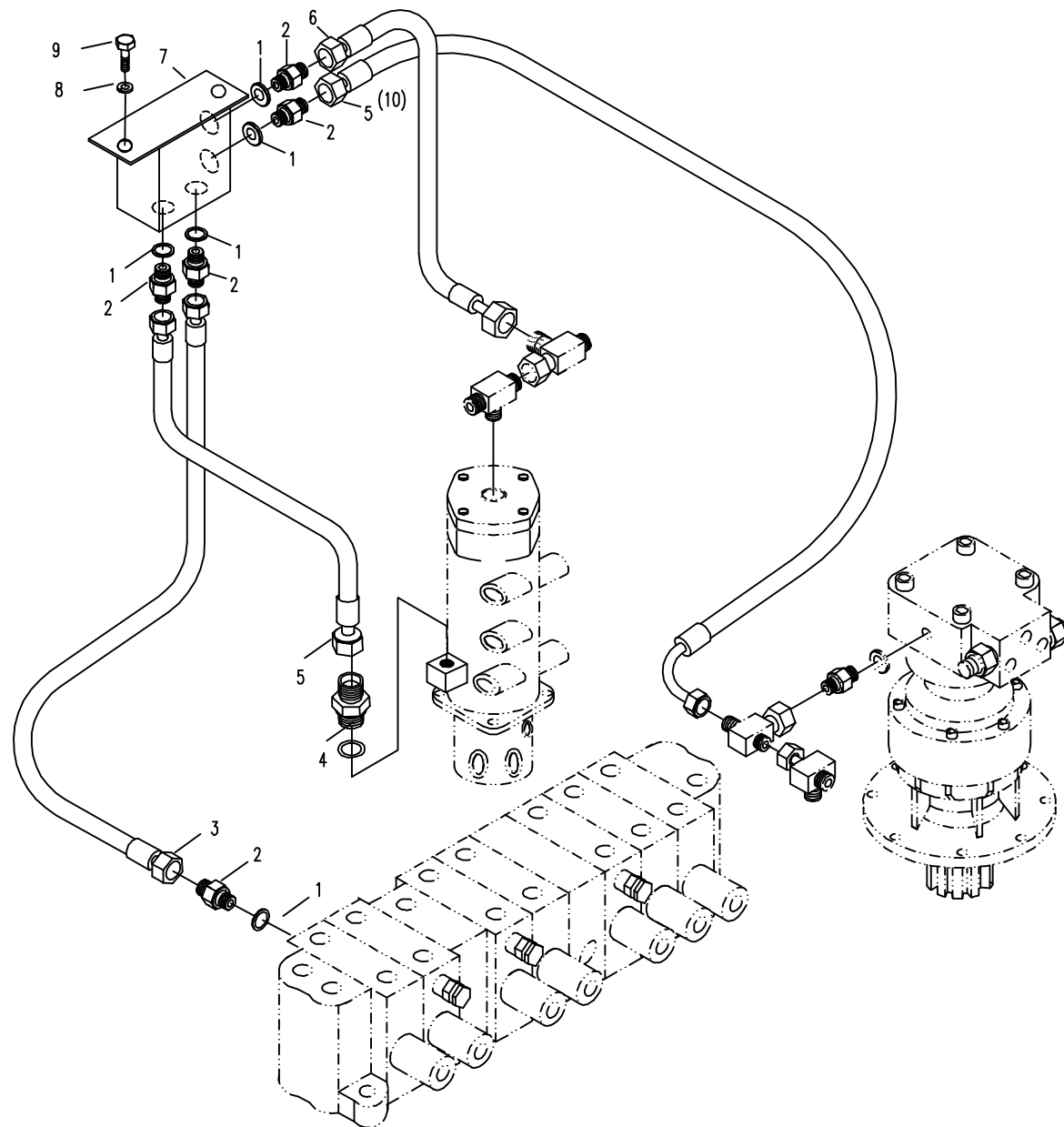
KAYABA回转马达局部布管



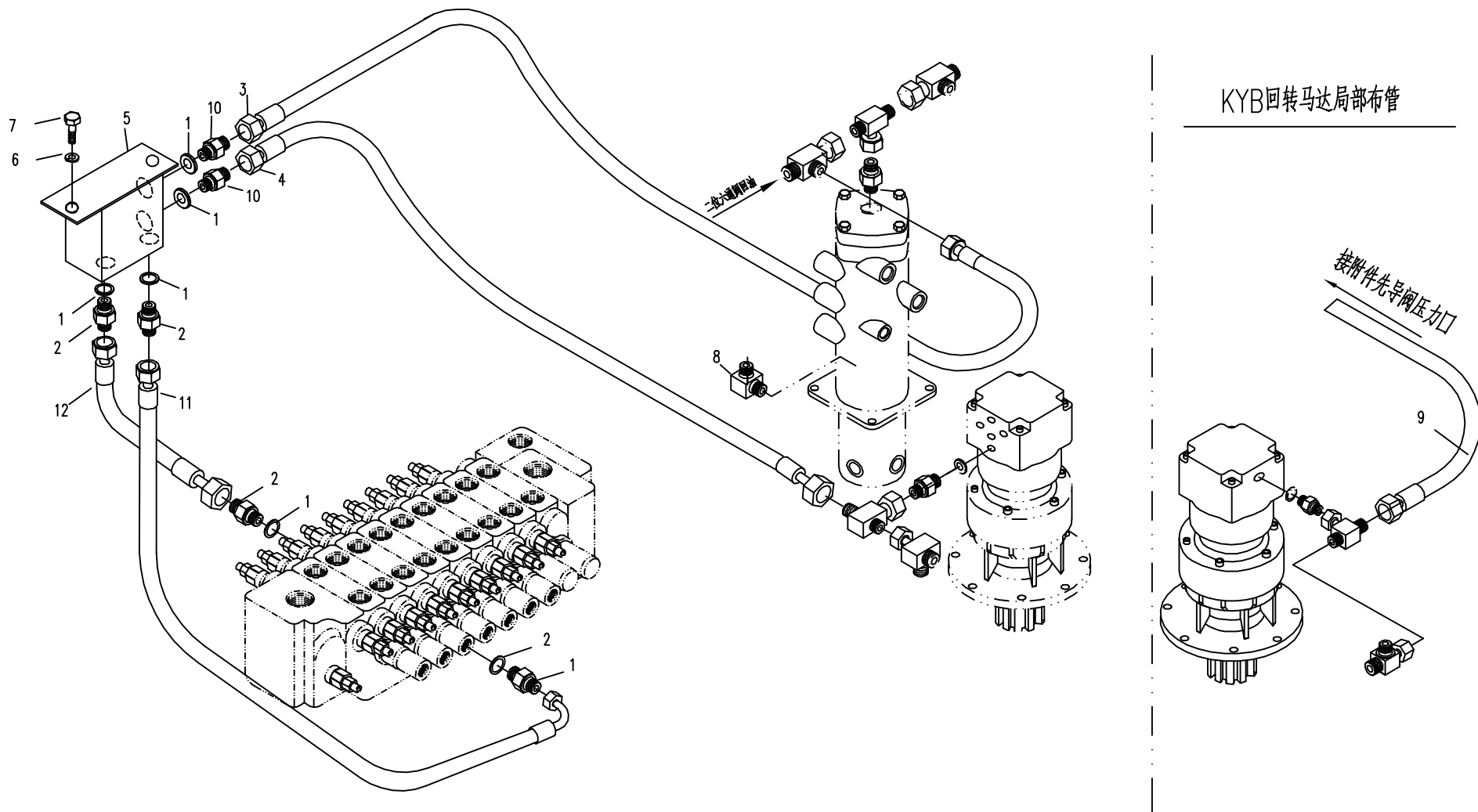
85.4.1 先导部分的液压系统 4(适用838A机型) HYDRAULIC SYSTEM FOR PILOT PART 4 (APPLY TO 838A TYPE)



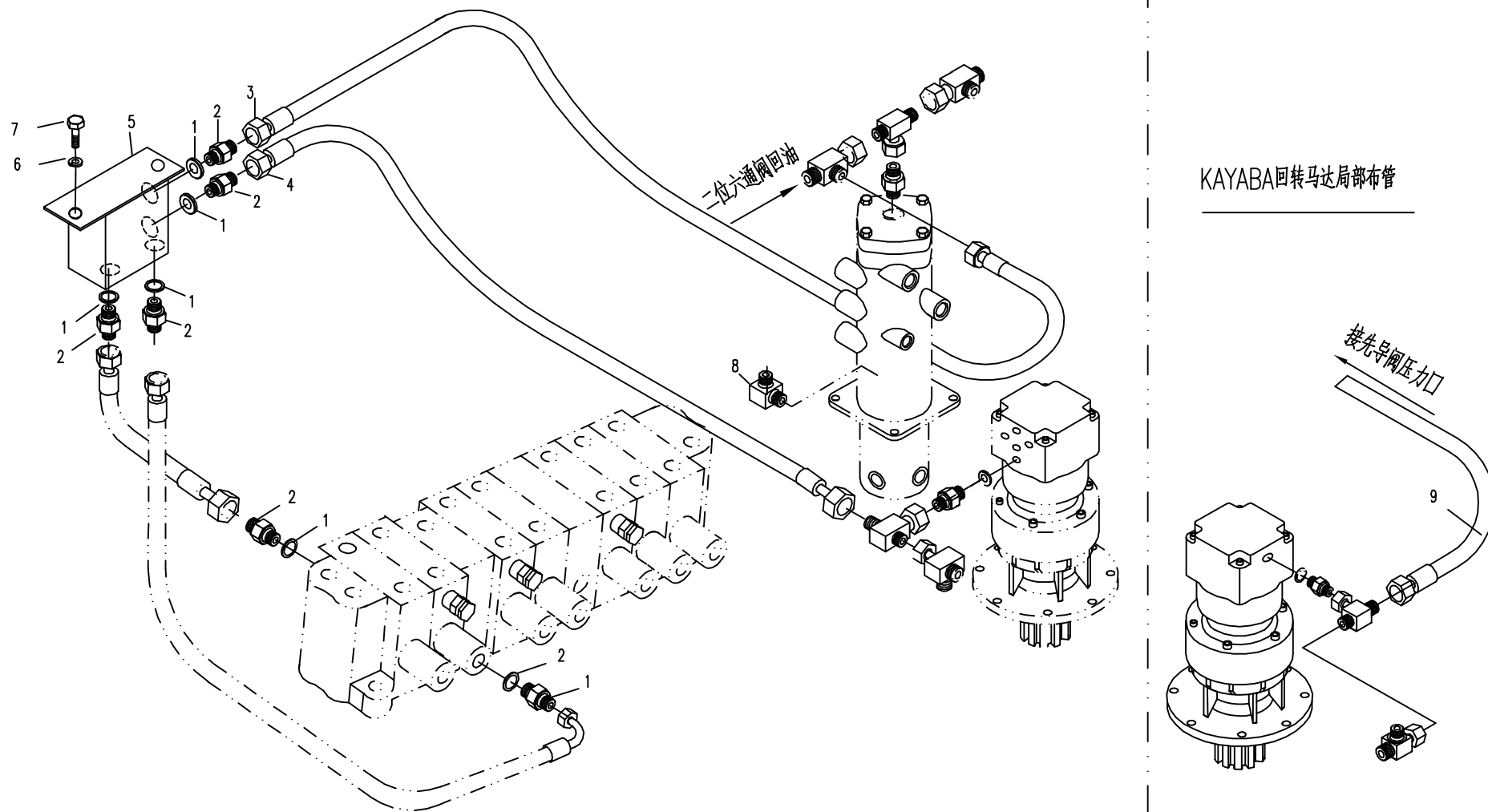
85.4.2 先导部分的液压系统 4(适用838B机型) HYDRAULIC SYSTEM FOR PILOT PART 4 (APPLY TO 838B TYPE)



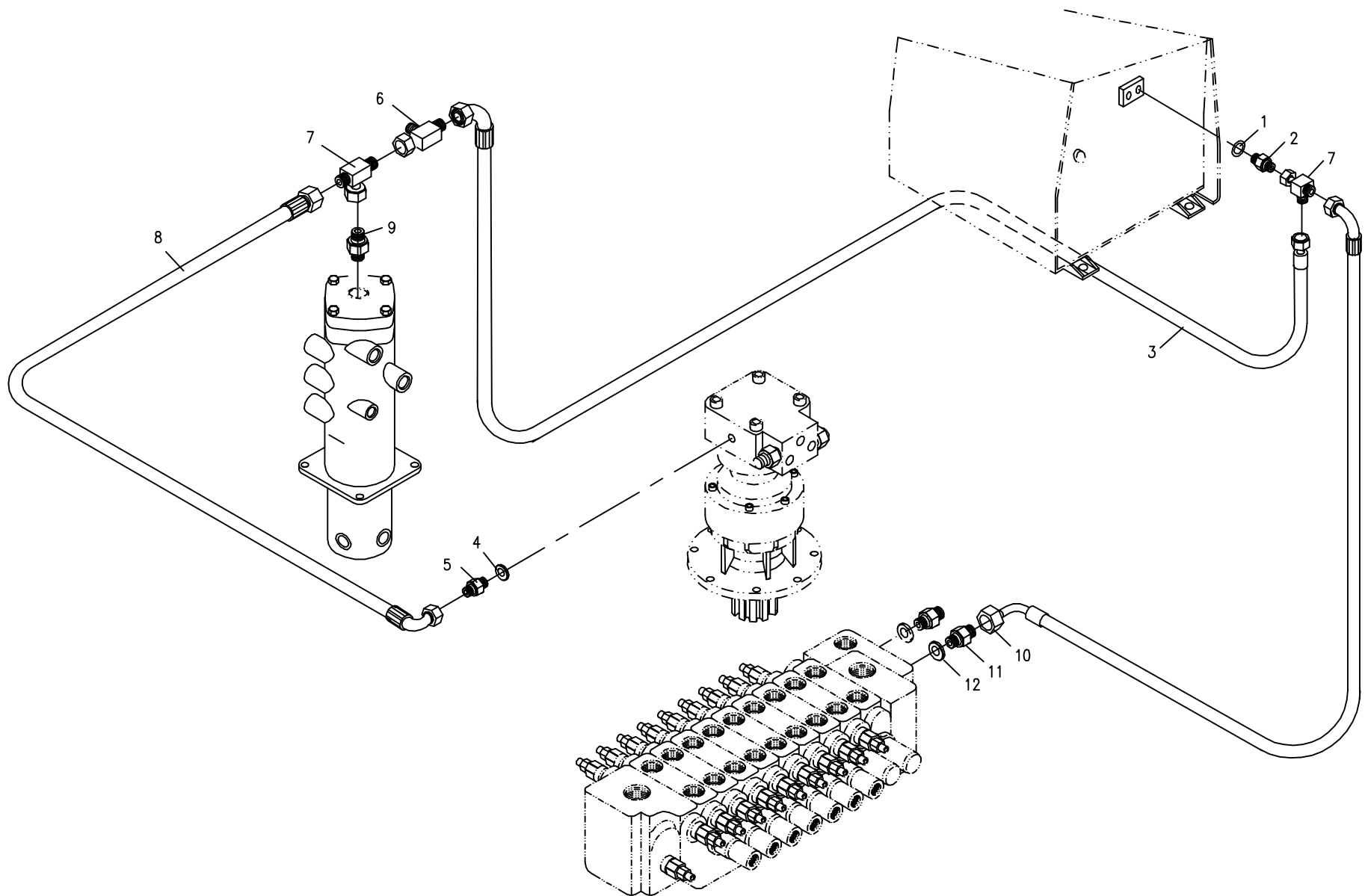
85.4.3 先导部分的液压系统 4(适用838C机型) HYDRAULIC SYSTEM FOR PILOT PART 4 (APPLY TO 838C TYPE)



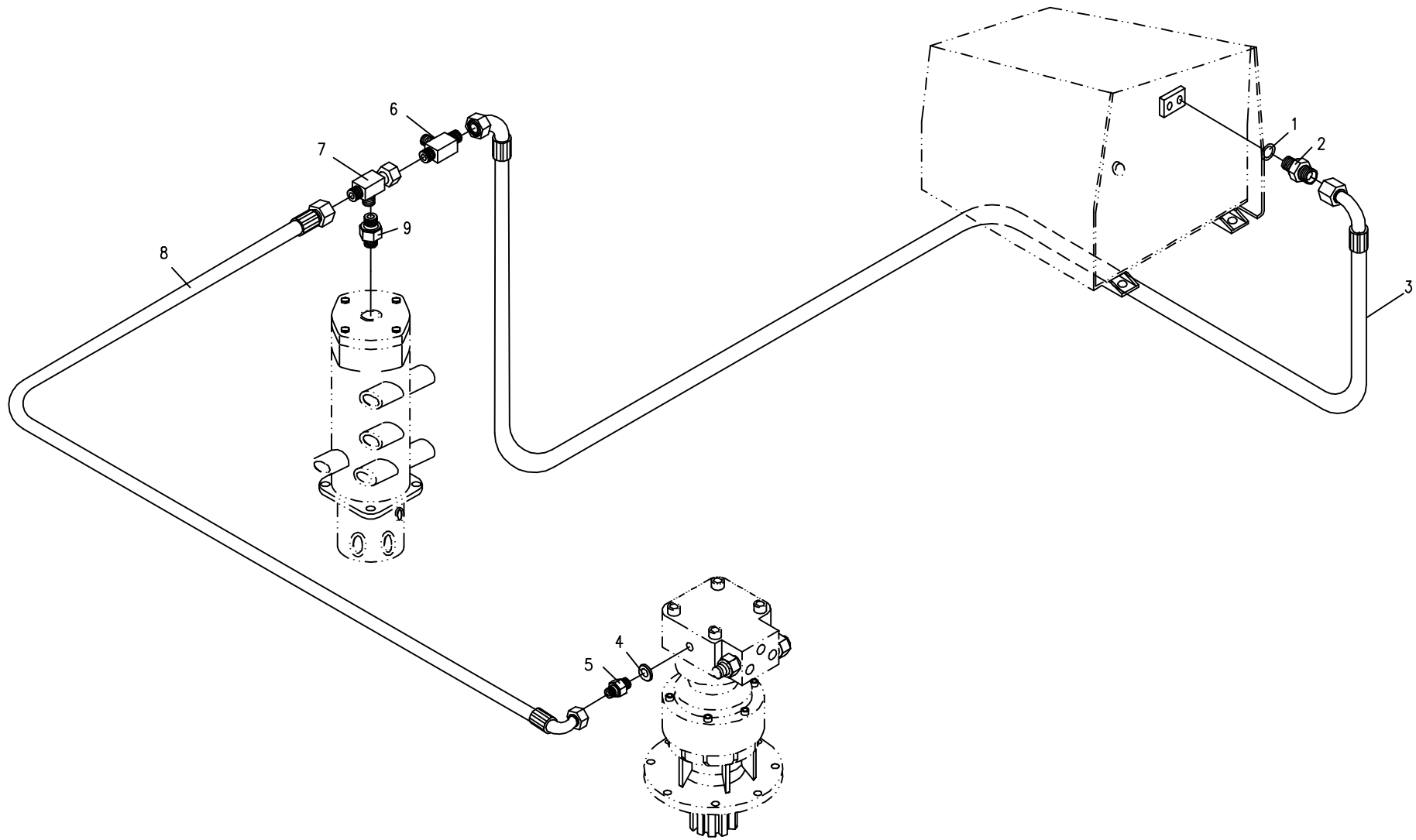
85.4.4 先导部分的液压系统 4(适用838D机型) HYDRAULIC SYSTEM FOR PILOT PART 4 (APPLY TO 838D TYPE)



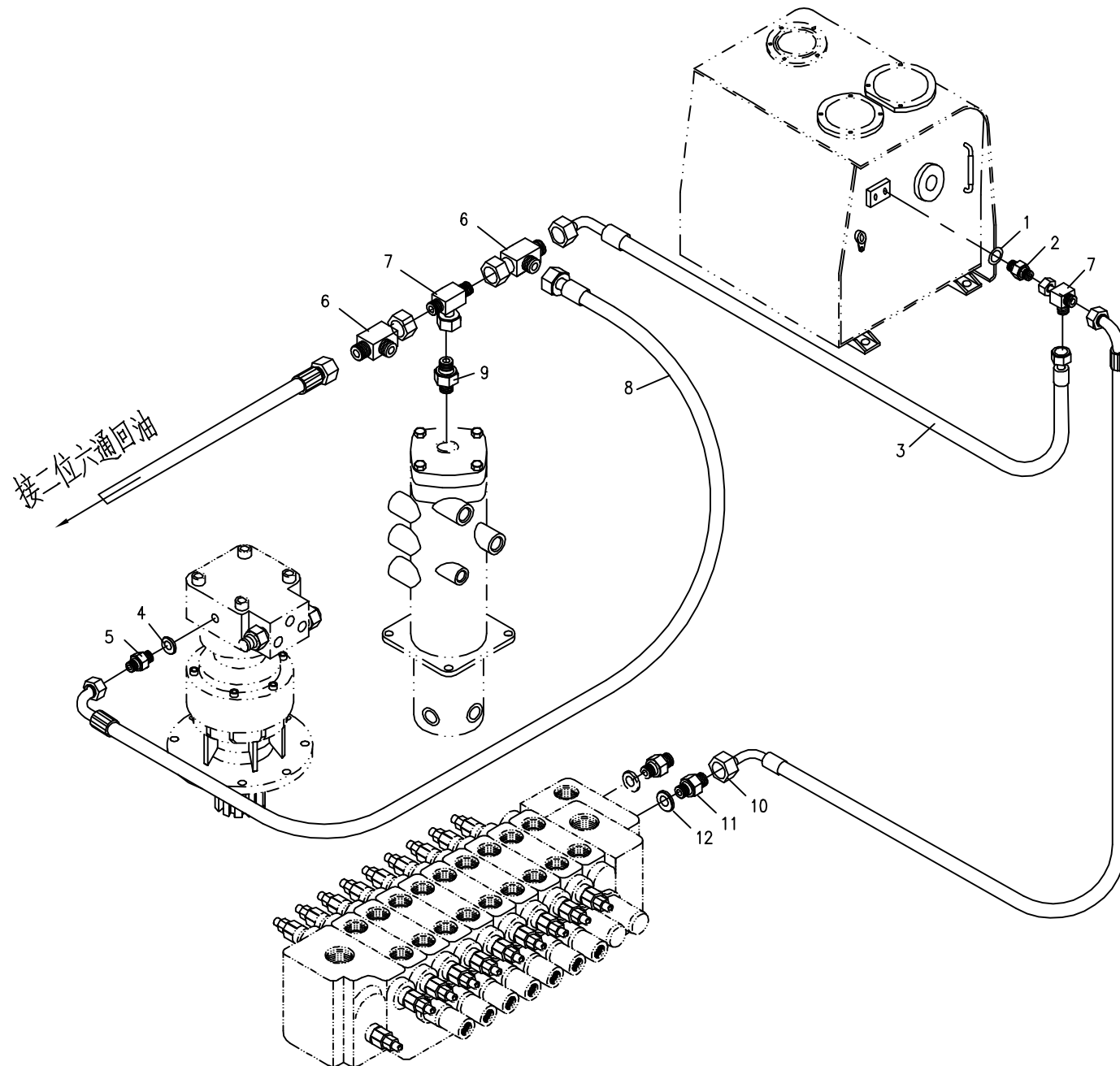
85.5.1 先导部分的液压系统 5(适用838A机型) HYDRAULIC SYSTEM FOR PILOT PART 5 (APPLY TO 838A TYPE)



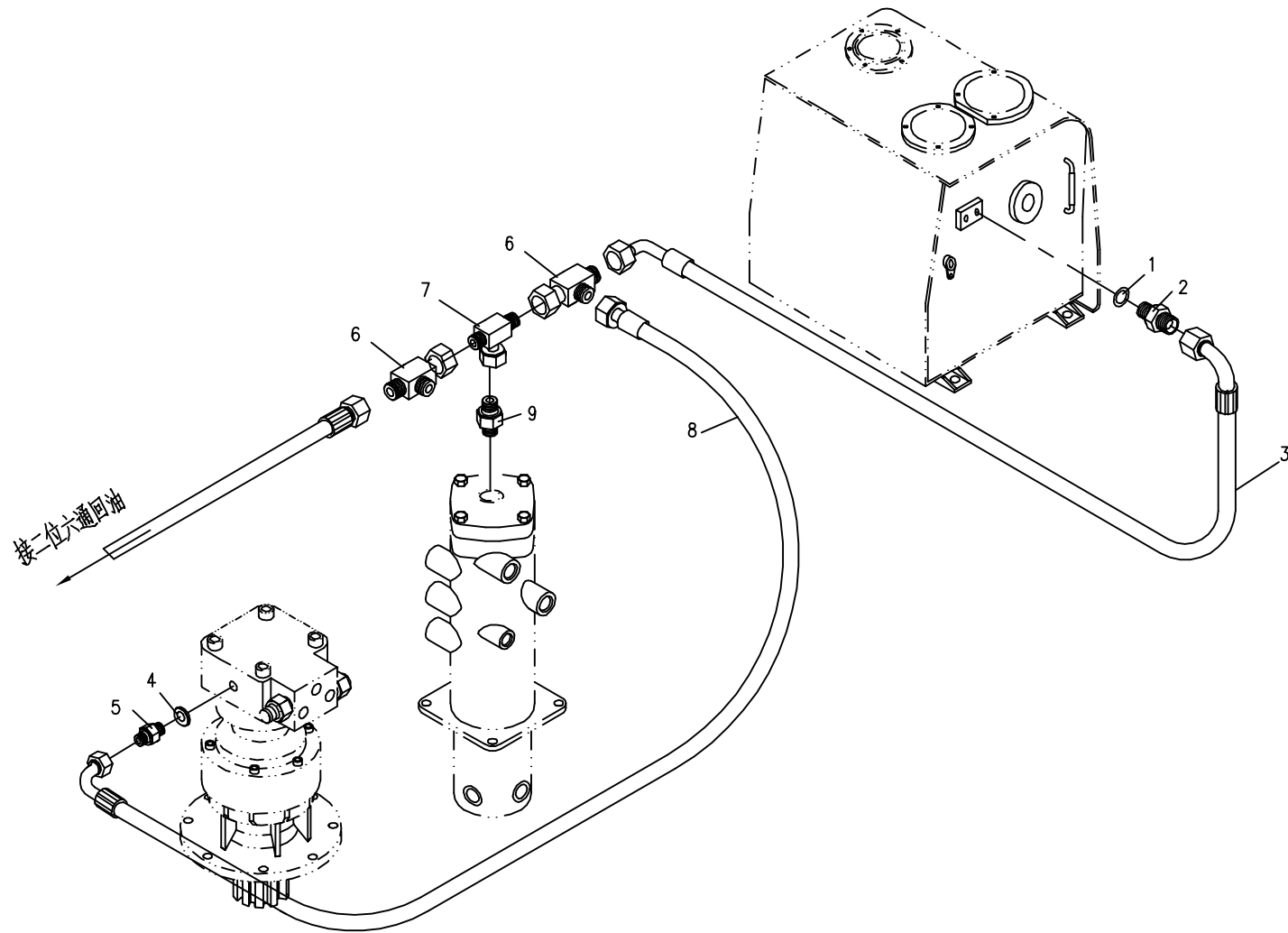
85.5.2 先导部分的液压系统 5(适用838B机型) HYDRAULIC SYSTEM FOR PILOT PART 5 (APPLY TO 838B TYPE)



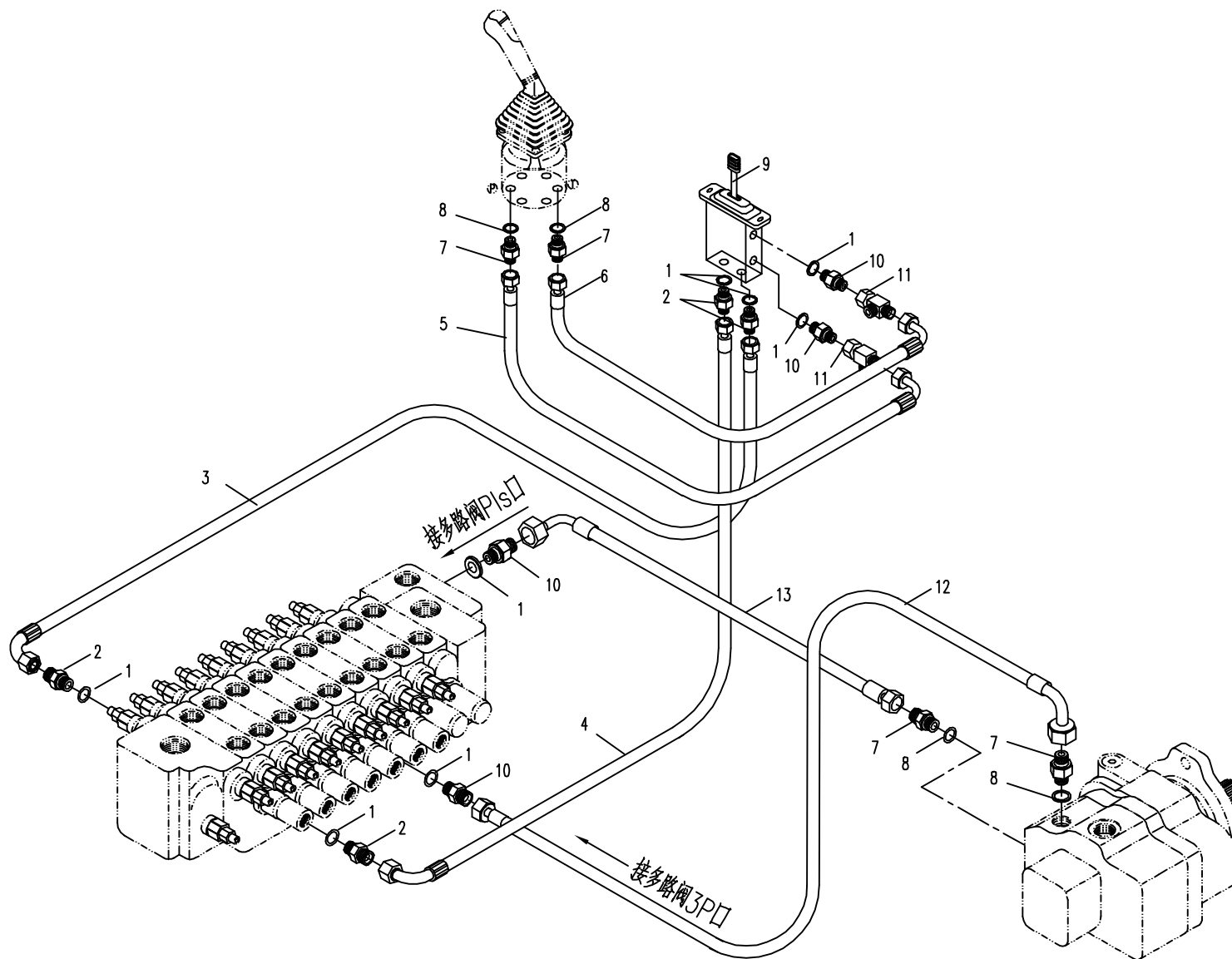
85.5.3 先导部分的液压系统 5(适用838C机型) HYDRAULIC SYSTEM FOR PILOT PART 5 (APPLY TO 838C TYPE)



85.5.4 先导部分的液压系统 5(适用838D机型) HYDRAULIC SYSTEM FOR PILOT PART 5 (APPLY TO 838D TYPE)



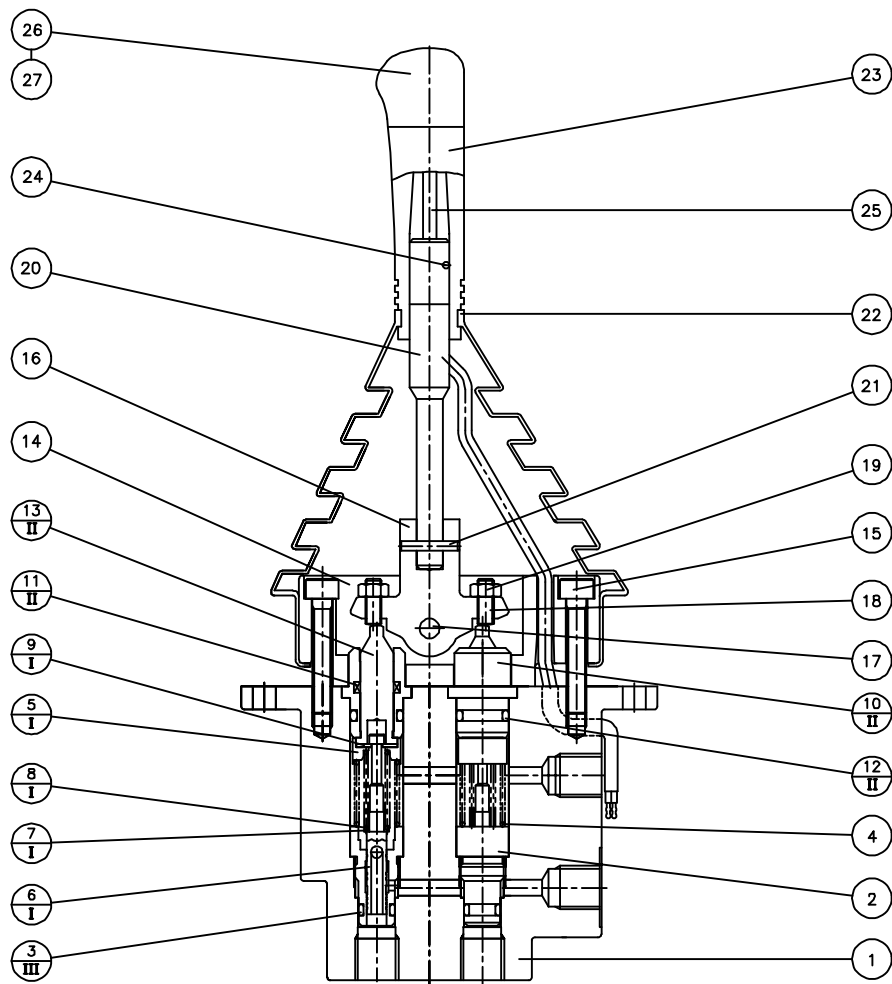
85.6.1 先导部分的液压系统 6(适用838A,838C机型) HYDRAULIC SYSTEM FOR PILOT PART 6 (APPLY TO 838A,838C TYPE)



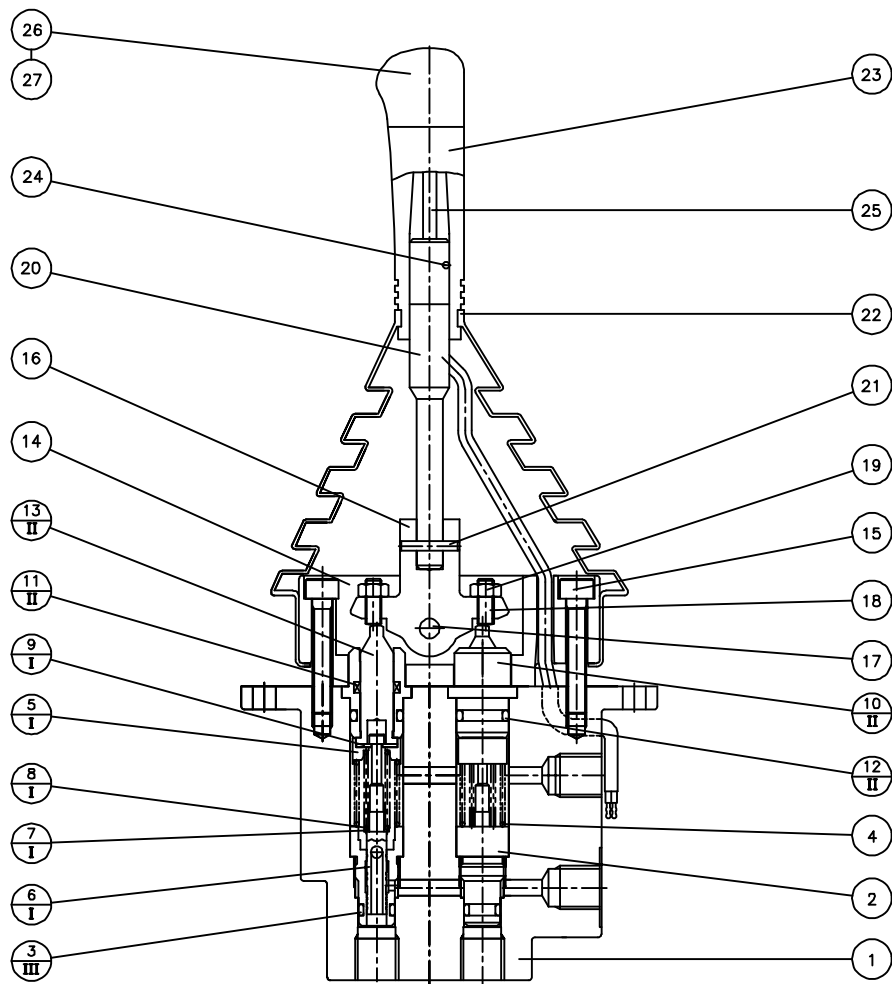
85.8.1 推土先导阀(适用838A,838C机型) DOZER PILOT VALVE (APPLY TO 838A,838C TYPE)

序号 Nb.	数量 Quantity	代号 Code	名称 Description		备注 Remark
	1	860A-8535000	推土先导阀总成	Dozer pilot valve	
1	1	J96H2001		BODY	
2	2	J96H2002		PLUG	
III-3	2	PO 08		O-RING,P8	
4	2	J96H2003		SPRING	
I		J96H2020		SPOOL KIT	
I-5	2	J96H2004		SPRING SEAT	
I-6	2	J96H2005		SPOOL	
I-7	2	AJV12D103		SPRING SEAT	
I-8	2	J96H2006		SPRING	
I-9	2set	AJV12D106		STOPPER	
II		JAQL6004		PLUG KIT	
II-10	2	J96H2007		PLUG	
II-11	2	RSY 10		ROD SEAL,DYR 10	
II-12	2	PO 014		O-RING,P14	
II-13	2	J96H2008		PUSH ROD	
14	1	J96H2009		COVER	
15	2	WBM0635		WRENCH BOLT,M6X35L	
16	1	J96H2010		GUIDE	
17	1	J96H2011		PIN	
18	2	J96H2012		SOCKET BOLT,M5X15L	
19	2	HNM09		NUT,M5	
20	1	J96H2013		BAR	
21	1	SP0318		SPRING PIN,Φ3X18L	
22	1	J96H2014		BOOT	
23	1	J96H2015		LEVER	
24	1	SP0220		SPRING PIN,Φ2X20L	

85.8.1 推土先导阀(适用838A,838C机型) DOZER PILOT VALVE (APPLY TO 838A,838C TYPE)



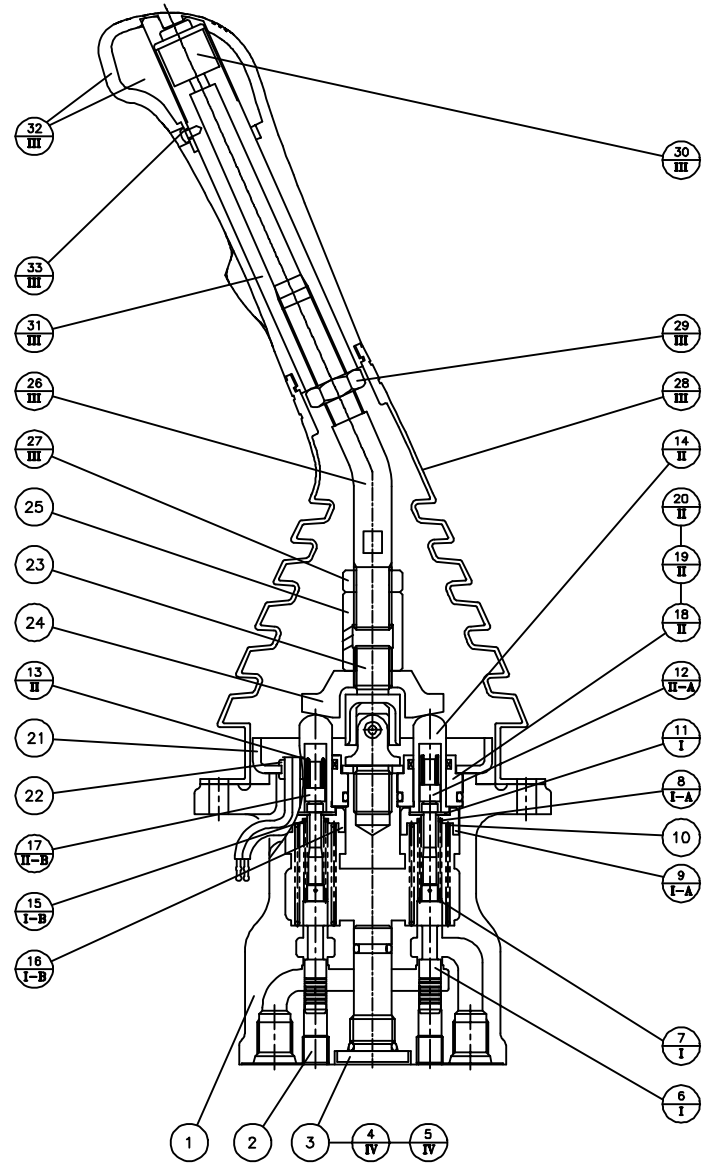
85.8.1 推土先导阀(适用838A,838C机型) DOZER PILOT VALVE (APPLY TO 838A,838C TYPE)



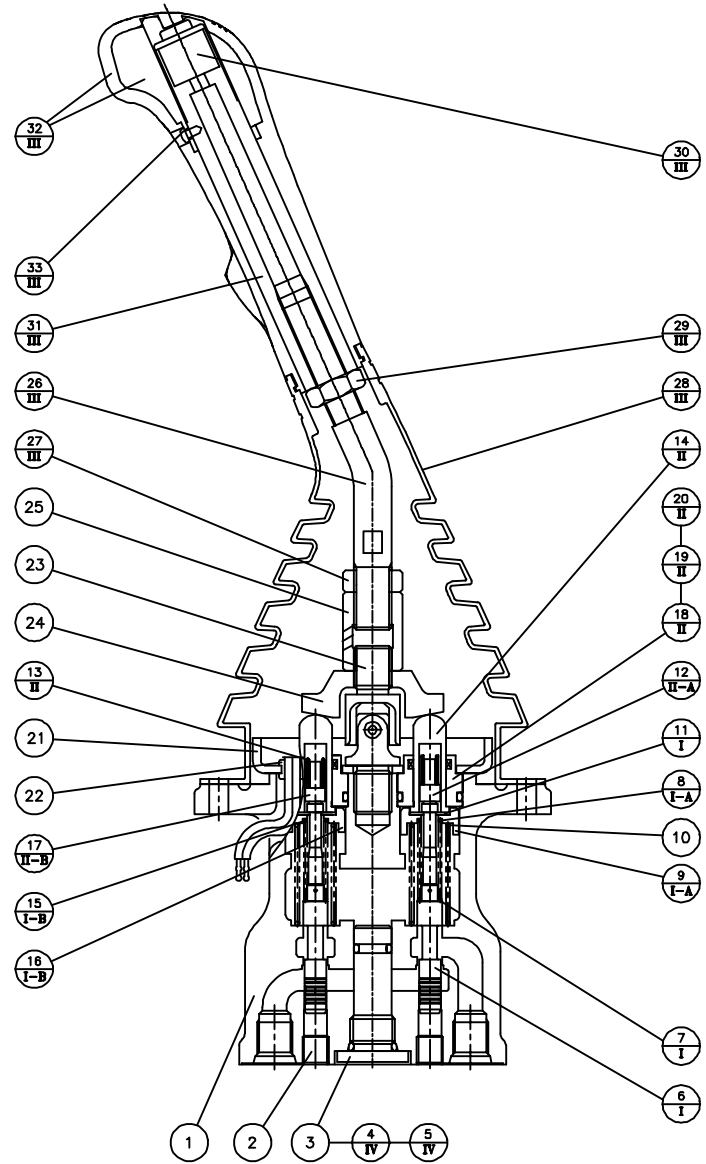
85.9.1 先导阀(适用838B,838D机型) PILOT VALVE (APPLY TO 838B,838D TYPE)

序号 Nb.	数量 Quantity	代号 Code	名称 Description		备注 Remark
	1	860A-8539000	左先导阀	Left pilot valve	
	1	860A-8538000	右先导阀	Right pilot valve	
1	1	J95C1001		CASE	
2	1	WPT18		PLUG, PT1/8	
3	1	J95C1002		PLUG	
IV-4	1	PO 010A		O-RING,P10A	
IV-5	1	PO 014		O-RING,P14	
I-A	1	JACD3021		SPOOL KIT(1,3)	
I-B	1	JACD3022		SPOOL KIT(2,4)	
I-6	1	J95C1003		SPOOL	
I-7	AR	J95C1004		SHIM	
I-A-8	2	JACD3001		SPRING	
I-A-9	2	JACD3002		SPRING SEAT	
10	4	J96C2001		SPRING	
I-11	4st	JACD3003		STOPPER	
II-A		JACD3023		PLUG KIT(1,3)	
II-B		JACD3024		PLUG KIT(2,4)	
II-A-12	2	JA2M5014		STOPPER	
II-13	4	JACD3004		SPRING	
II-14	4	JA2M5015		PUSH ROD	
I-B-15	2	JACD3006		SPRING	
I-B-16	2	JACD3007		SPRING SEAT	
I-B-17	2	JA2M5016		STOPPER	
II-18	4	JA2M5017A		PLUG	
II-19	4	PO 020(F)		O-RING,4D-P20	
II-20	4	C1-1008		ROD SEAL,10X16X4.5	
21	1	J95C1010		PLATE	

85.9.1 先导阀(适用838B,838D机型) PILOT VALVE (APPLY TO 838B,838D TYPE)



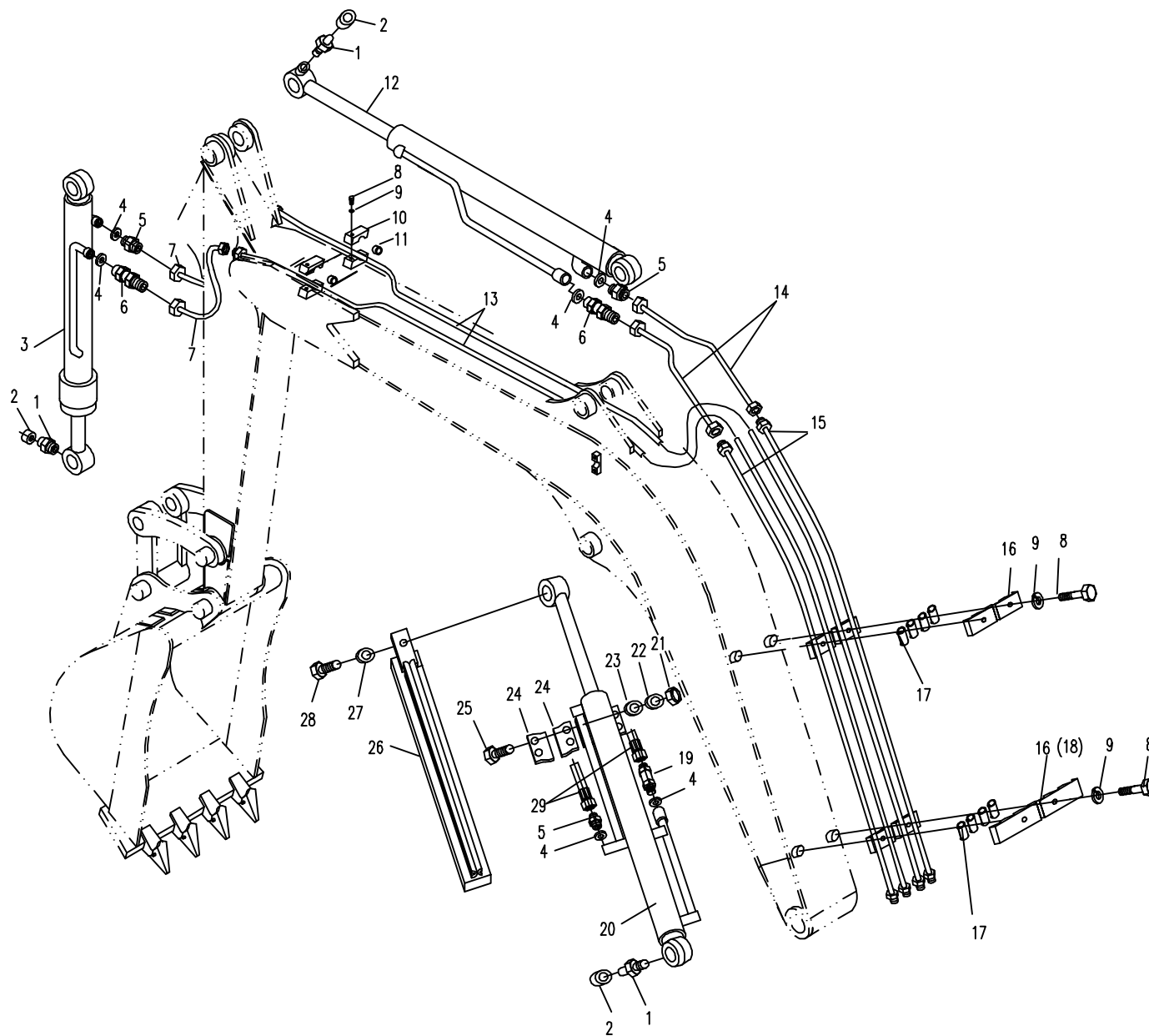
85.9.1 先导阀(适用838B,838D机型) PILOT VALVE (APPLY TO 838B,838D TYPE)



95.1.1 工作装置的液压系统 1 (适用838A,838B,838C,838D机型) HYDRAULIC SYSTEM FOR WORKING EQUIPMENT 1 (APPLY TO 838A,838B,838C,838D TYPE)

序号 Nb.	数量 Quantity	代号 Code	名称 Description		备注 Remark
1	1	JB/T 7940.1	油杯M8×1	Grease cup	
2	11	820-9500008	油杯罩盖	Grease cup cover	
3	1	838A-9501000	铲斗油缸	Bucket cylinder	
4	6		O型密封圈17.8X2.4	O seal ring 17.3X2.4	
5	3	820-0500034	直接头	Bolt joint	
6	1	830D-9558000	单向变节流阀	Valve assembly	
7	2	820-7507000	胶管总成	Rubber pipe assembly	
8	2	GB/T 5783A	螺栓M10×45	Bolt M10×45	8.8-Zn.D
9	10	GB/T 93	垫圈10	Washer 10	Zn.D
10	2	838A-9500002	管夹	Pipe clame	
11	2	838A-9500003	胶垫	Rubber mat	
12	1	838A-9502000	斗杆油缸	Arm cylinder	
13	2	838A-9505000	钢管总成	Steel pipe assembly	
14	2	850-9511000	胶管总成	Rubber pipe assembly	
15	2	838A-9508000	钢管总成	Steel pipe assembly	
16	2	838A-9500001a	钢管夹	Steel pipe clame	
17	2	838A-9500003	橡胶套	Rubber sleeve	
18	1	838A-9506000a	钢管夹	Steel Pipe clame	838A、838B专用
19	1	830D-9530000	单向节流阀总成	Valve assembly	
20	1	838A-9503000	动臂油缸	Boom cylinder	
21	4	GB/T 6170	螺母M8	Nut M8	8-Zn.D
22	4	GB/T 93	垫圈8	Washer 8	Zn.D
23	4	GB/T 97.1	垫圈8	Washer 8	Zn.D
24	2	820-9509001	引导板	Pilot plate	
25	4	GB/T 5783A	螺栓M8×20	Bolt M8×20	8.8-Zn.D

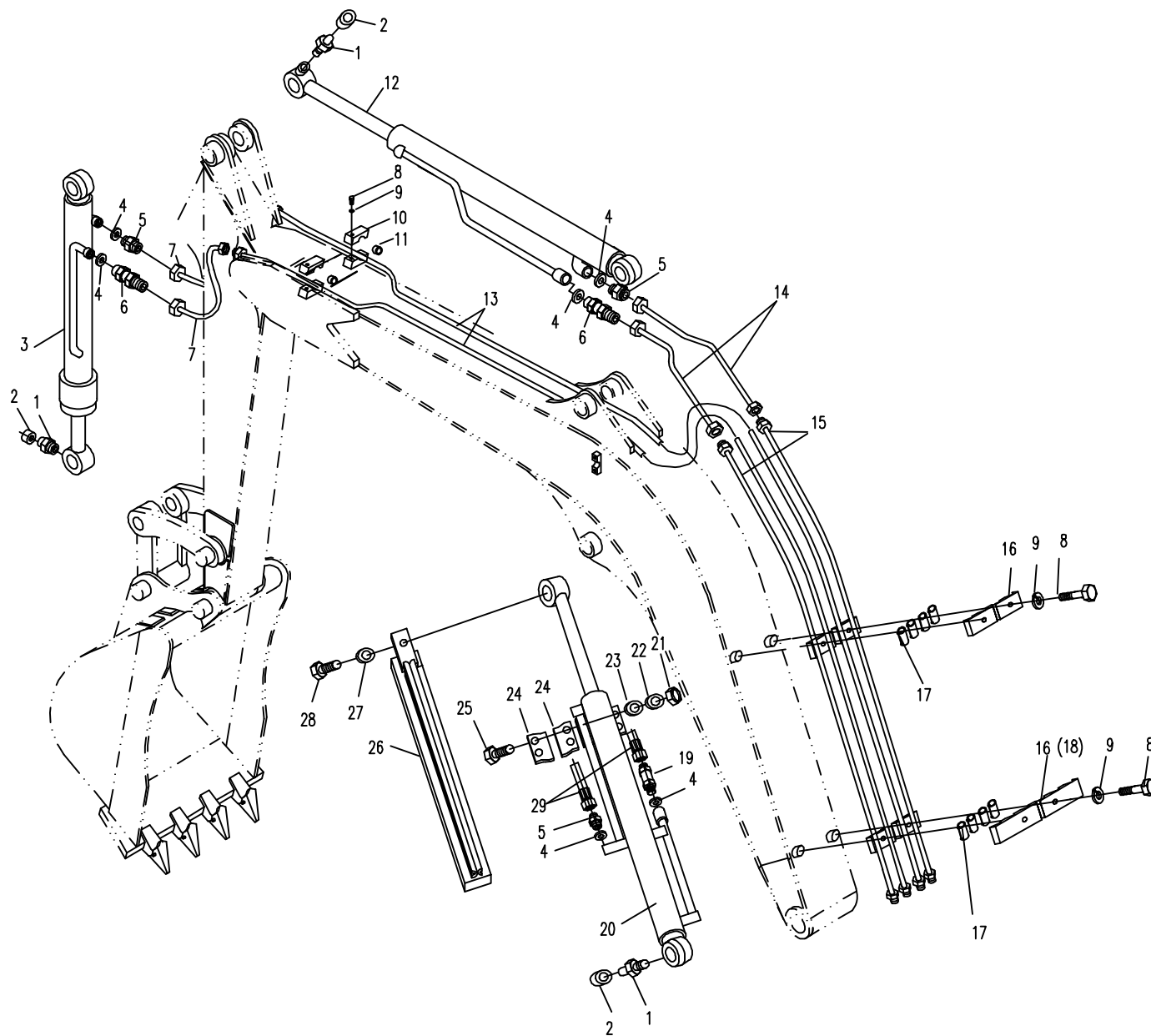
95.1.1 工作装置的液压系统 1(适用838A,838B,838C,838D机型)HYDRAULIC SYSTEM FOR WORKING EQUIPMENT 1(APPLY TO 838A,838B,838C,838D TYPE)



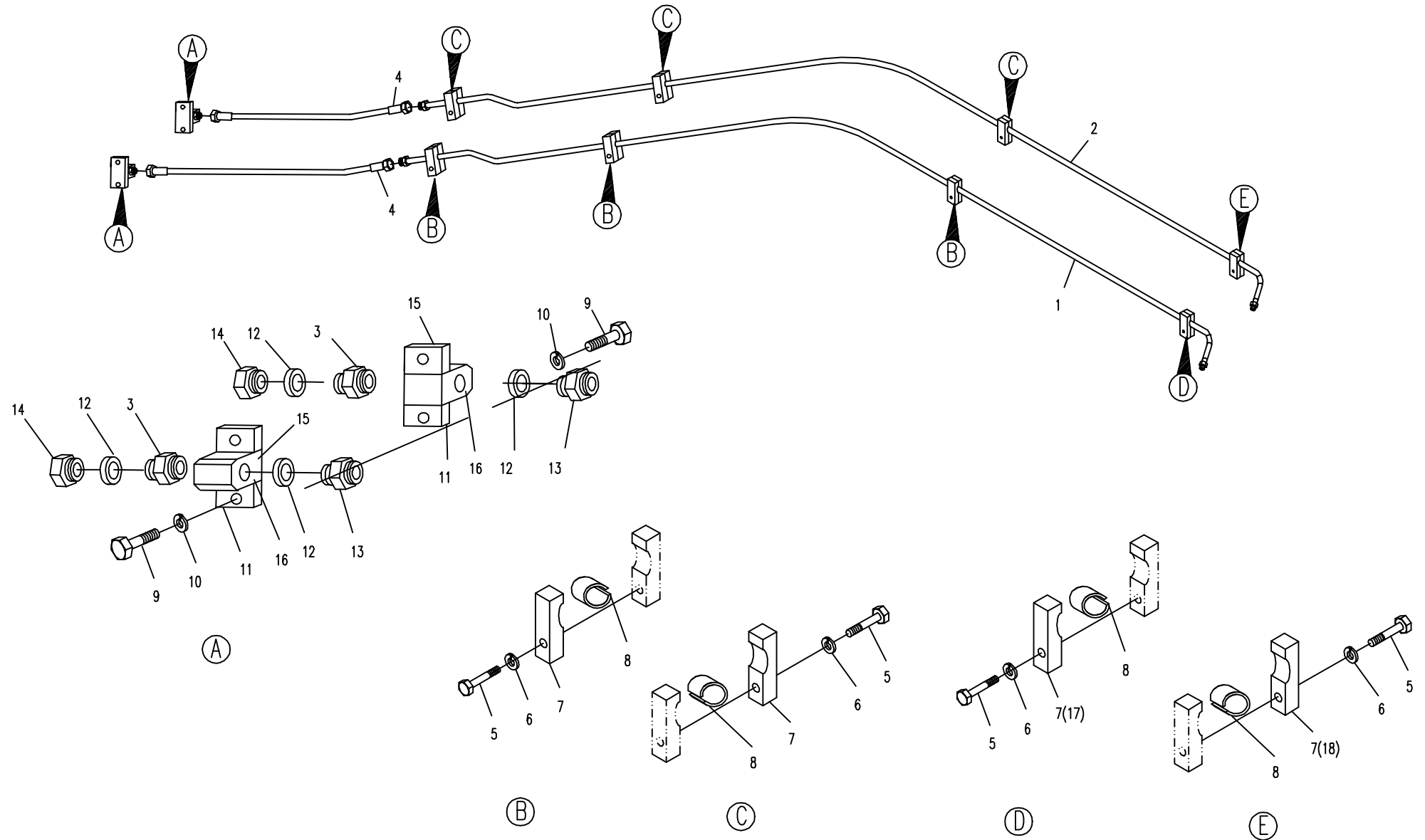
95.1.1 工作装置的液压系统 1 (适用838A,838B,838C,838D机型) HYDRAULIC SYSTEM FOR WORKING EQUIPMENT 1 (APPLY TO 838A,838B,838C,838D TYPE)

序号 Nb.	数量 Quantity	代号 Code	名称 Description		备注 Remark
26	1	820-9509100	保护板	Protective plate	
27	1	GB/T 97.1	垫圈10	Washer 10	Zn.D
28	1	GB/T 5783A	螺栓M10×20	Bolt M10×20	8.8-Zn.D
29	2	820-9504000	胶管总成	Rubber pipe assembly	838A、838B专用
	2	820-7503000	胶管总成	Rubber pipe assembly	838C、838D专用

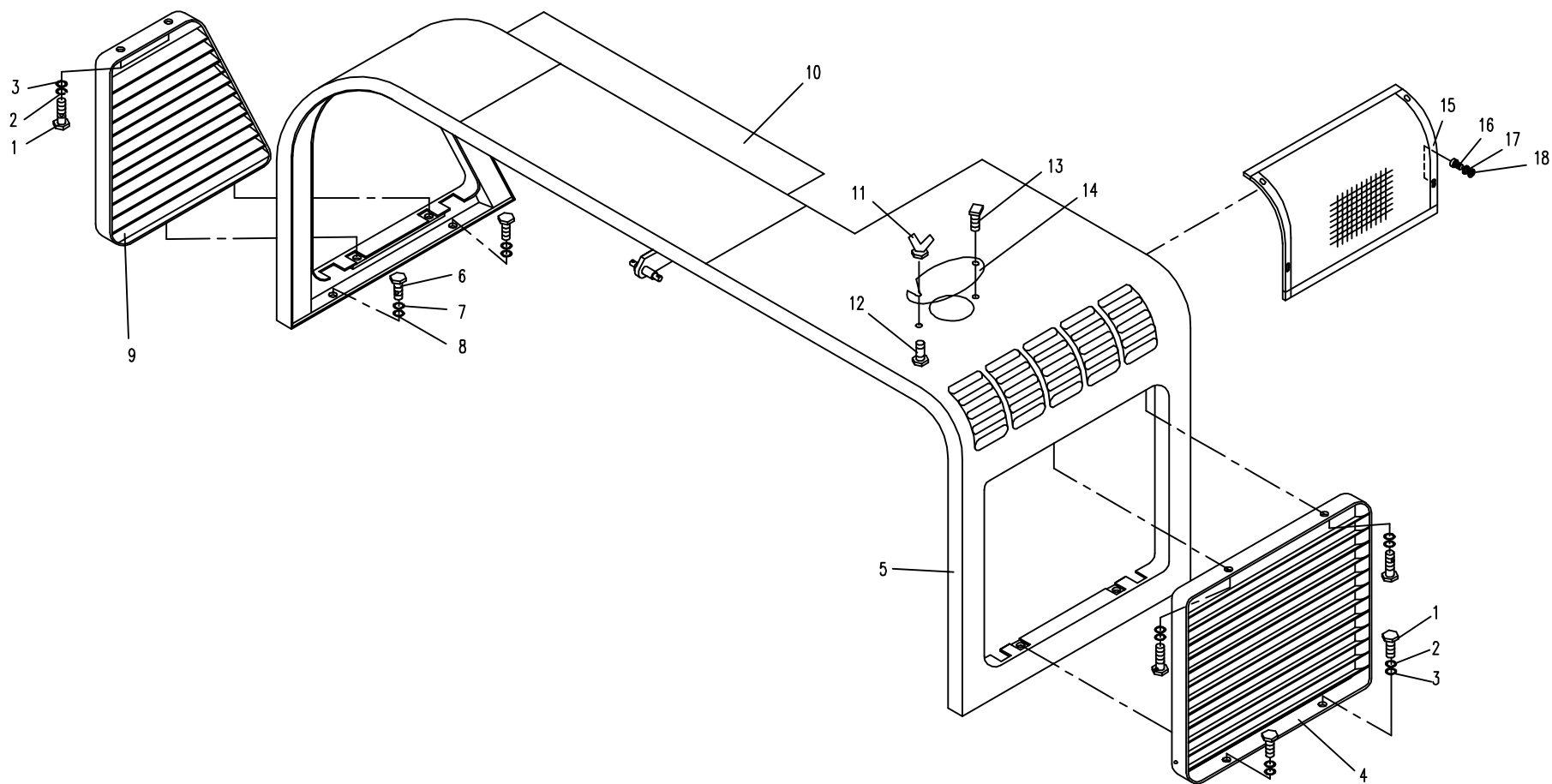
95.1.1 工作装置的液压系统 1(适用838A,838B,838C,838D机型)HYDRAULIC SYSTEM FOR WORKING EQUIPMENT 1(APPLY TO 838A,838B,838C,838D TYPE)



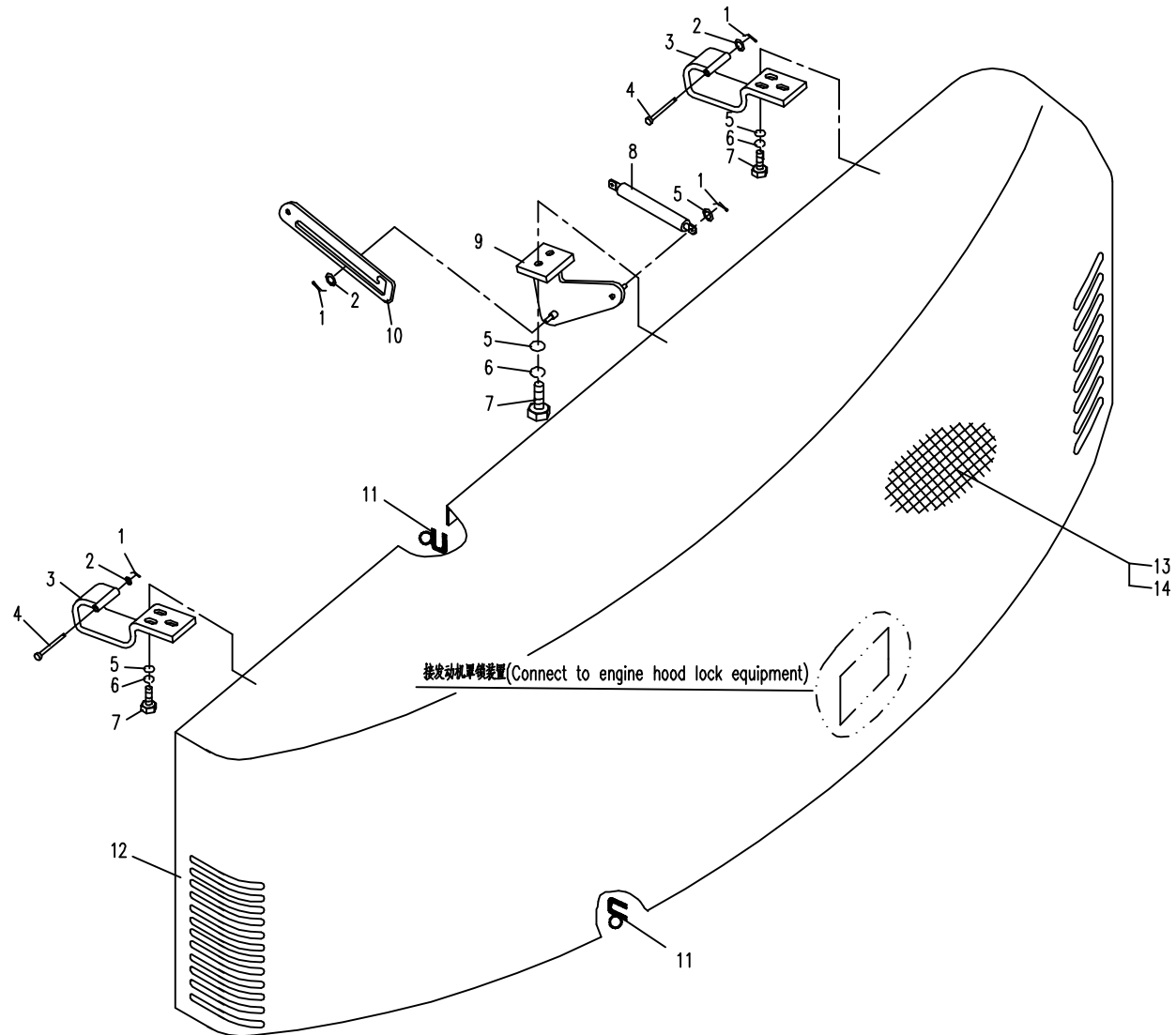
95.2.1 工作装置的液压系统 2(适用838A,838B,838C,838D机型)HYDRAULIC SYSTEM FOR WORKING EQUIPMENT 2(APPLY TO 838A,838B,838C,838D TYPE)



09.1.1 罩框组件(适用838A,838B,838C,838D机型) COVER FRAME MODULE (APPLY TO 838A,838B,838C,838D TYPE)



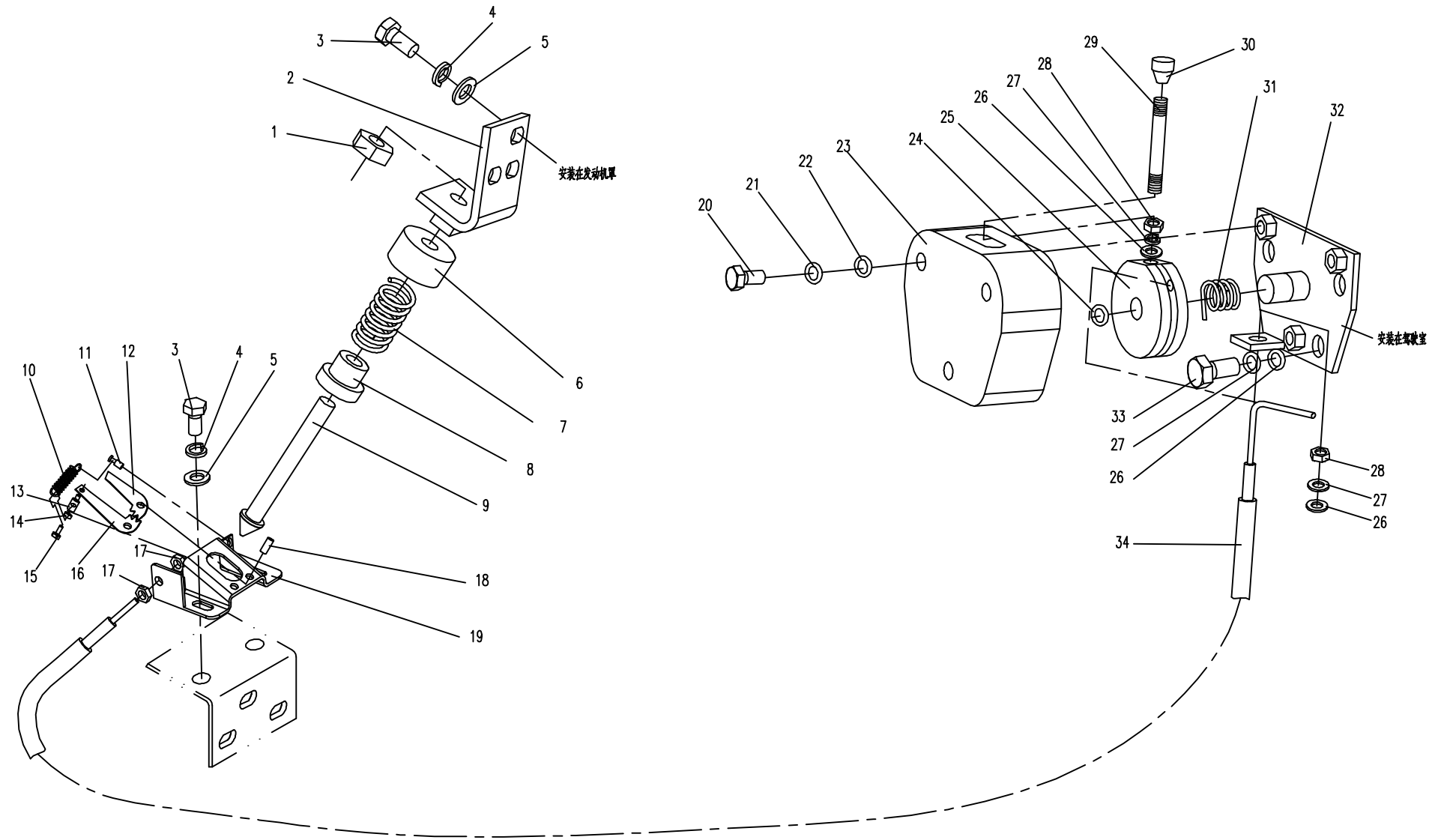
10.1.1 发动机罩(适用838A,838B,838C,838D机型)ENGINE HOOD (APPLY TO 838A,838B,838C,838D TYPE)



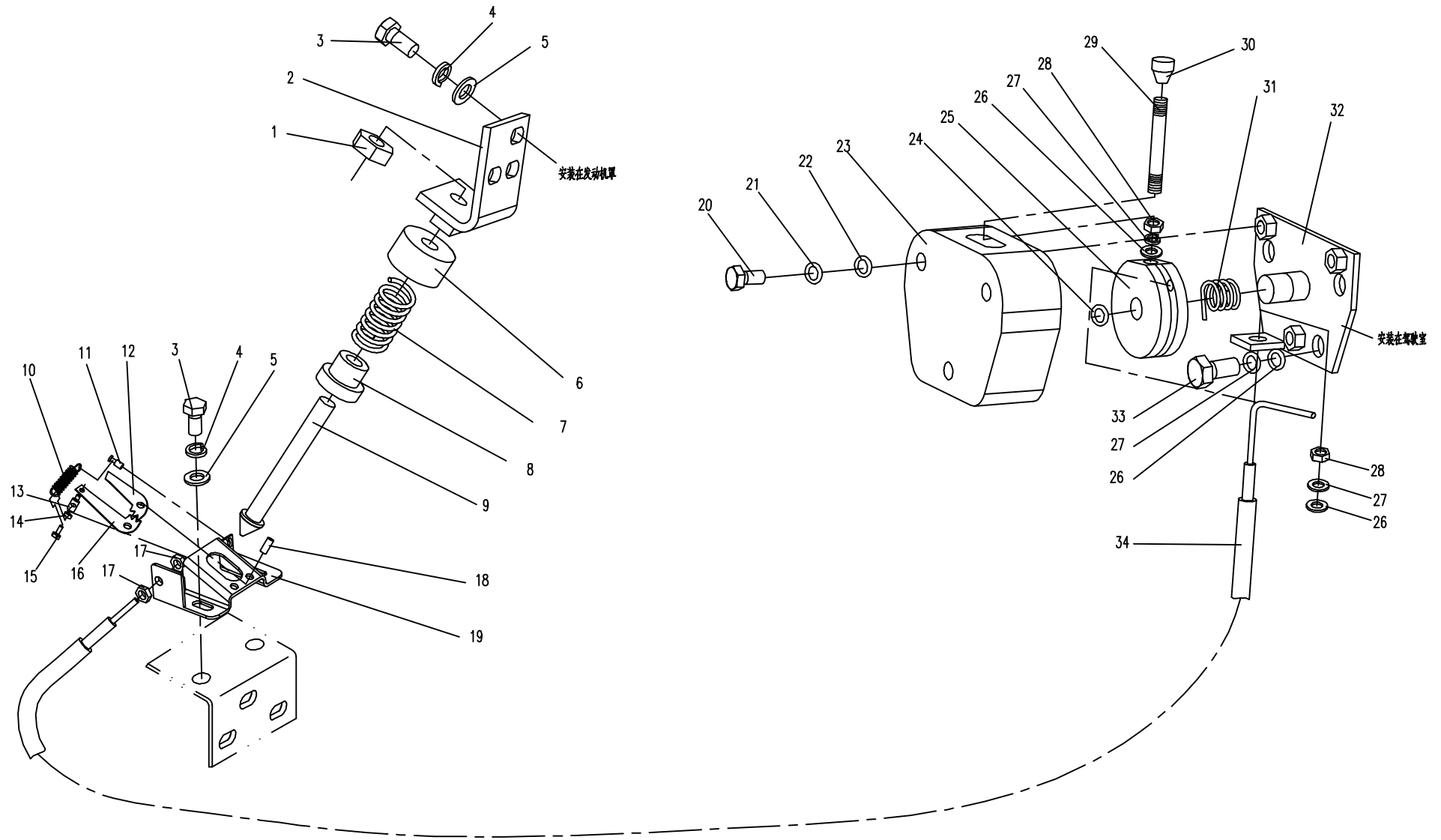
10.2.1 发动机罩锁装置 (适用于838A,838B,838C,838D机型) ENGINE HOOD LOCK EQUIPMENT (APPLY TO 838A,838B,838C,838D TYPE)

序号 Nb.	数量 Quantity	代号 Code	名称 Description		备注 Remark
1	1	GB/T 6170A	螺母M12	Nut M12	8-Zn.D
2	1	830D-1014200	锁销座	Lock pin pedestal	
3	3	GB/T 5783A	螺栓M10X20	Bolt M10x20	8.8-Zn.D
4	3	GB/T 93	垫圈10	Washer 10	Zn.D
5	3	GB/T 97.1	垫圈10	Washer 10	Zn.D
6	1	830D-1014003	螺母	Nut	
7	1	830D-1014004	弹簧	Spring	
8	1	830D-1014005	弹簧座	Spring pedestal	
9	1	830D-1014002	锁销	Lockpin	
10	1	830D-1014001	拉簧	Tension spring	
11	1	830D-1014103	销轴	Shaft pin	
12	1	830D-1014104	右卡板	Right check board	
13	1	830D-1014101	软轴固定销	Immobile pin	
14	1	GB/T 6170	螺母M5	Nut M5	8-Zn.D
15	1	GB/T 5783A	螺栓M5X16	Bolt M5X16	8.8-Zn.D
16	1	830D-1014105	左卡板	Left check board	
17	2	GB/T 6172.1	螺母M10X1	Nut M10X1	8-Zn.D
18	2	830D-1014102	转轴	Rotational pin	
19	1	830D-1014110	座	Pedestal	
20	3	GB/T 818	螺钉M6X30	Bolt M6X30	8.8-Zn.D
21	3	GB/T 93	垫圈6	Washer 6	Zn.D
22	3	GB/T 97.1	垫圈6	Washer 6	Zn.D
23	3	830D-1015004	盖	Cover	
24	1	GB/T 894.1	挡圈9	Closing ring9	
25	1	830D-1015002	转盘	Turntable	
26	5	GB/T 97.1	垫圈8	Washer 8	Zn.D
27	5	GB/T 93	垫圈8	Washer 8	Zn.D
28	2	GB/T 6170	螺母M8	Nut M8	8-Zn.D

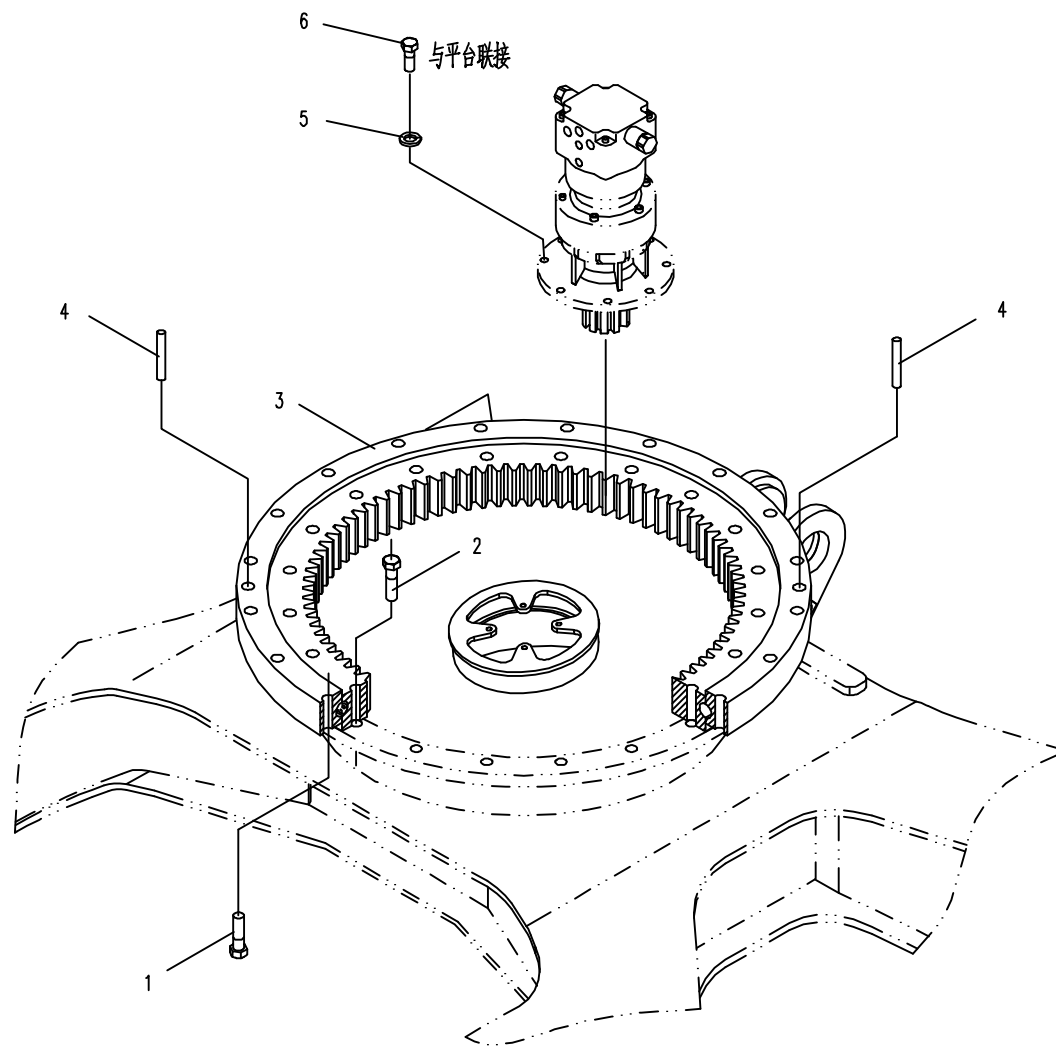
10.2.1 发动机罩锁装置(适用于838A,838B,838C,838D机型) ENGINE HOOD LOCK EQUIPMENT(APPLY TO 838A,838B,838C,838D TYPE)



10.2.1 发动机罩锁装置(适用于838A,838B,838C,838D机型) ENGINE HOOD LOCK EQUIPMENT(APPLY TO 838A,838B,838C,838D TYPE)



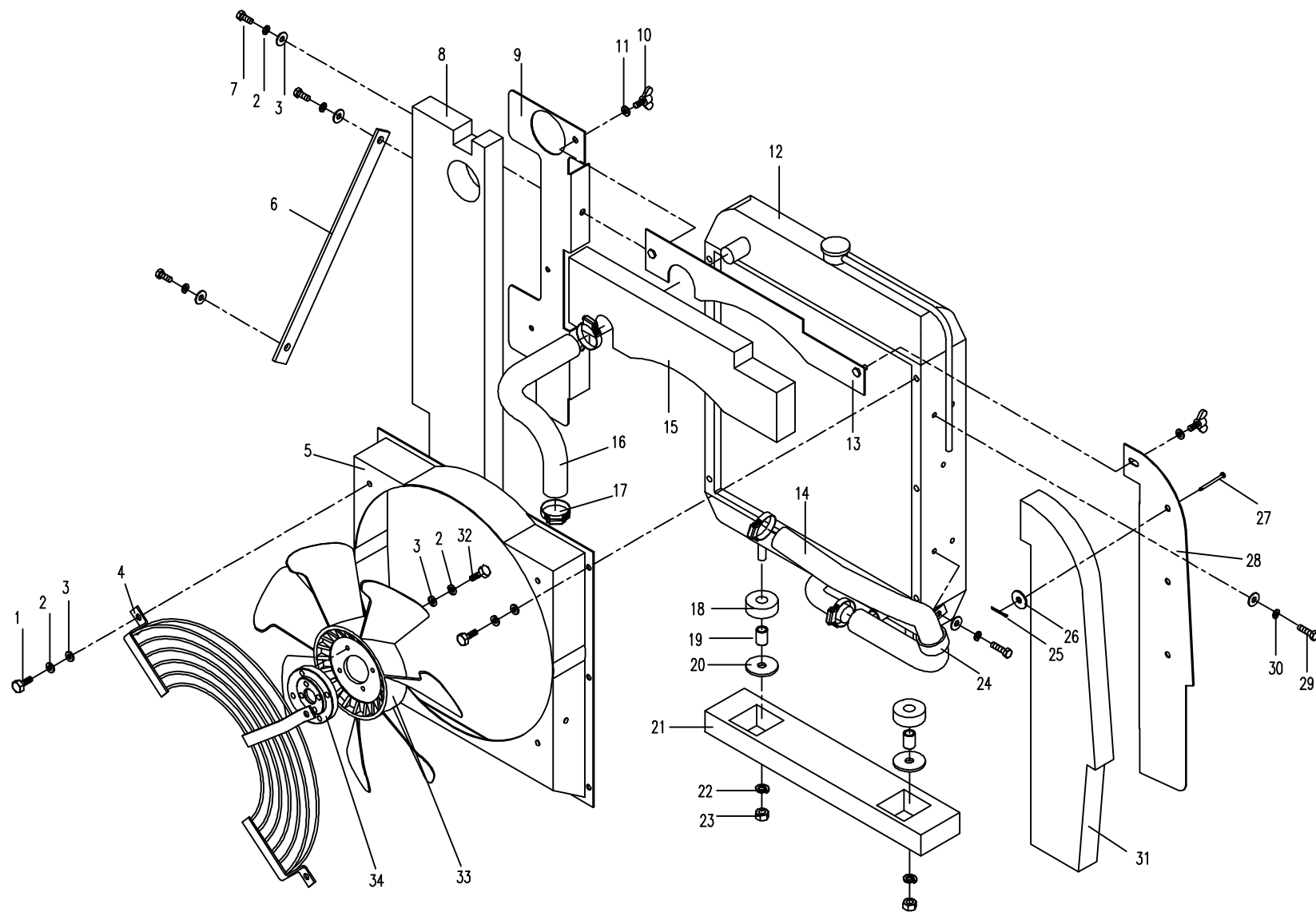
11.1.1 回转支承(适用838A,838B,838C,838D机型) SLEWING SUPPORT (APPLY TO 838A,838B,838C,838D TYPE)



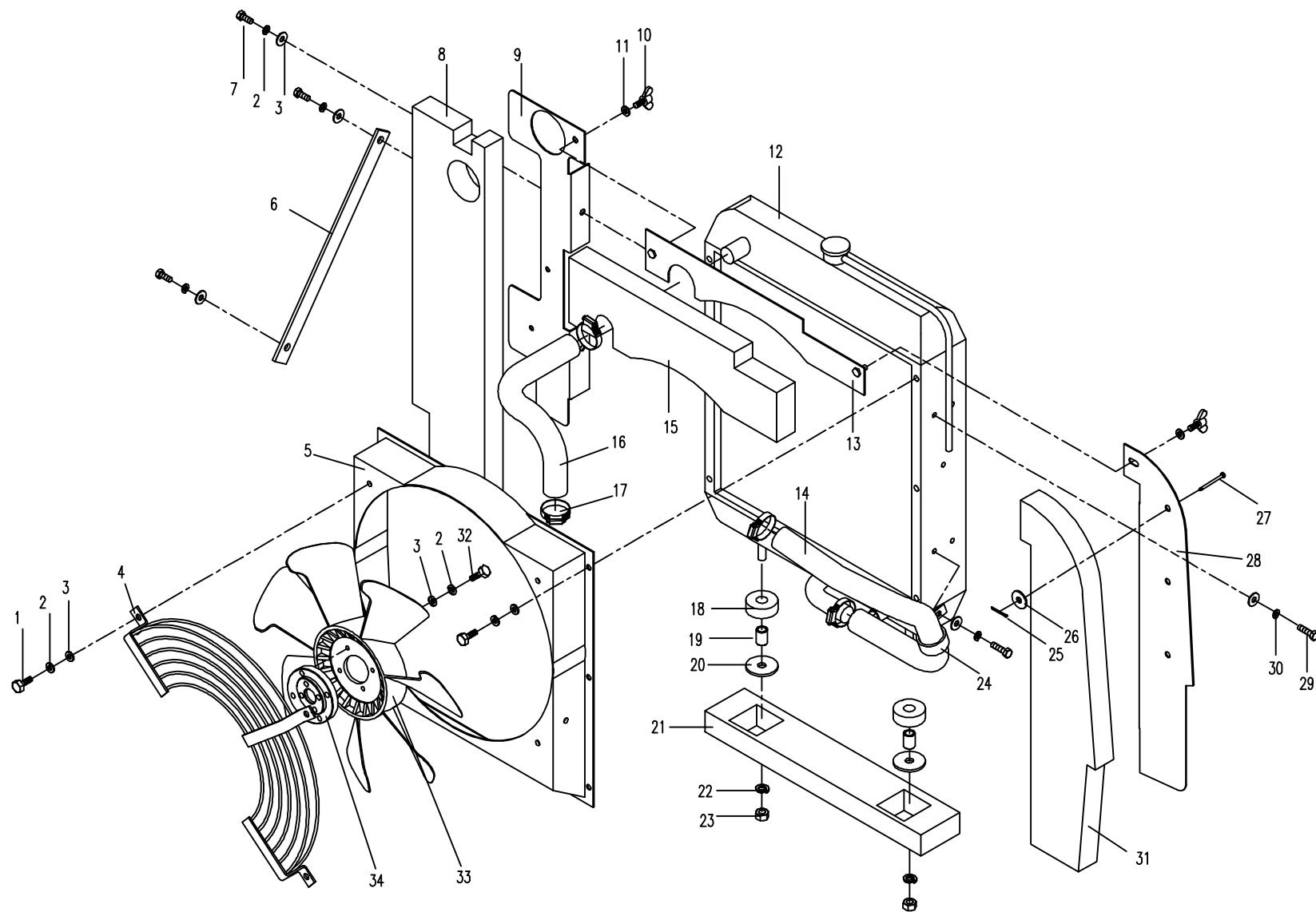
12.1.1 冷却系统 (适用 838A,838B,838C,838D机型) COOLING SYSTEM(APPLY TO 838A,838B,838C,838D TYPE)

序号 Nb.	数量 Quantity	代号 Code	名称 Description		备注 Remark
1	6	GB/T 5783A	螺栓M8X20	Bolt M8×20	8.8□ Zn.D
2	10	GB/T 93	垫圈8	Washer 8	Zn.D
3	10	GB/T 97.1	垫圈8	Washer 8	Zn.D
4	1	830H-1201400a	护网	Fender	
5	1	830H-1201300a	导风罩	Fan guide	
6	1	830H-1201008	拉杆	Pull staff	
7	6	GB/T 5783A	螺栓M8X16	Bolt M8 □ 16	8.8□ Zn.D
8	1	830H-1201014	左隔热垫	Left heat-insulation space	
9	1	830H-1201005a	左隔风板	Left wind separate board	
10	2	GB/T 62	蝶形螺母M6	Butterfly nut M6	8□ Zn.D
11	8	GB/T 97.1	垫圈6	Washer 6	Zn.D
12	1	830H-1201100	水散热器	Radiator	
13	1	830H-1201200	上隔风板	Upper wind separate board	
14	1	830H-1201007	下水管	Lower water pipe	
15	1	830H-1201015	上隔热垫	Upper heat-insulation space	
16	1	830H-1201003	上水管	Upper water pipe	
17	4	JB/ZQ 3777	喉箍 32~ 44	Staple bolt 32~44	Zn.D
18	1	830H-1201001	上减振垫	Upper shock spacer	
19	2	830H-1201011	套筒	Sleeve	
20	2	830H-1201012	垫圈	Washer	
21	1	830H-1201009	下隔风垫	Down wind separate mat	
22	2	GB/T 93	垫圈 12	Washer 12	Zn.D
23	2	GB/T 6170	螺母M12	Nut M12	Zn.D
24	1	830H-1201016	固定箍	Fixation hoop	
25	6	GB/T 91	开口销2X16	Hatch pin 2X16	Zn.D
26	6	830-1201013	垫片	Washer	
27	6	830-1201012	销	Pin	
28	1	838A-1201001	右隔风板	Right wind separate board	

12.1.1 冷却系统(适用838A,838B,838C,838D机型) COOLING SYSTEM(APPLY TO 838A,838B,838C,838D TYPE)



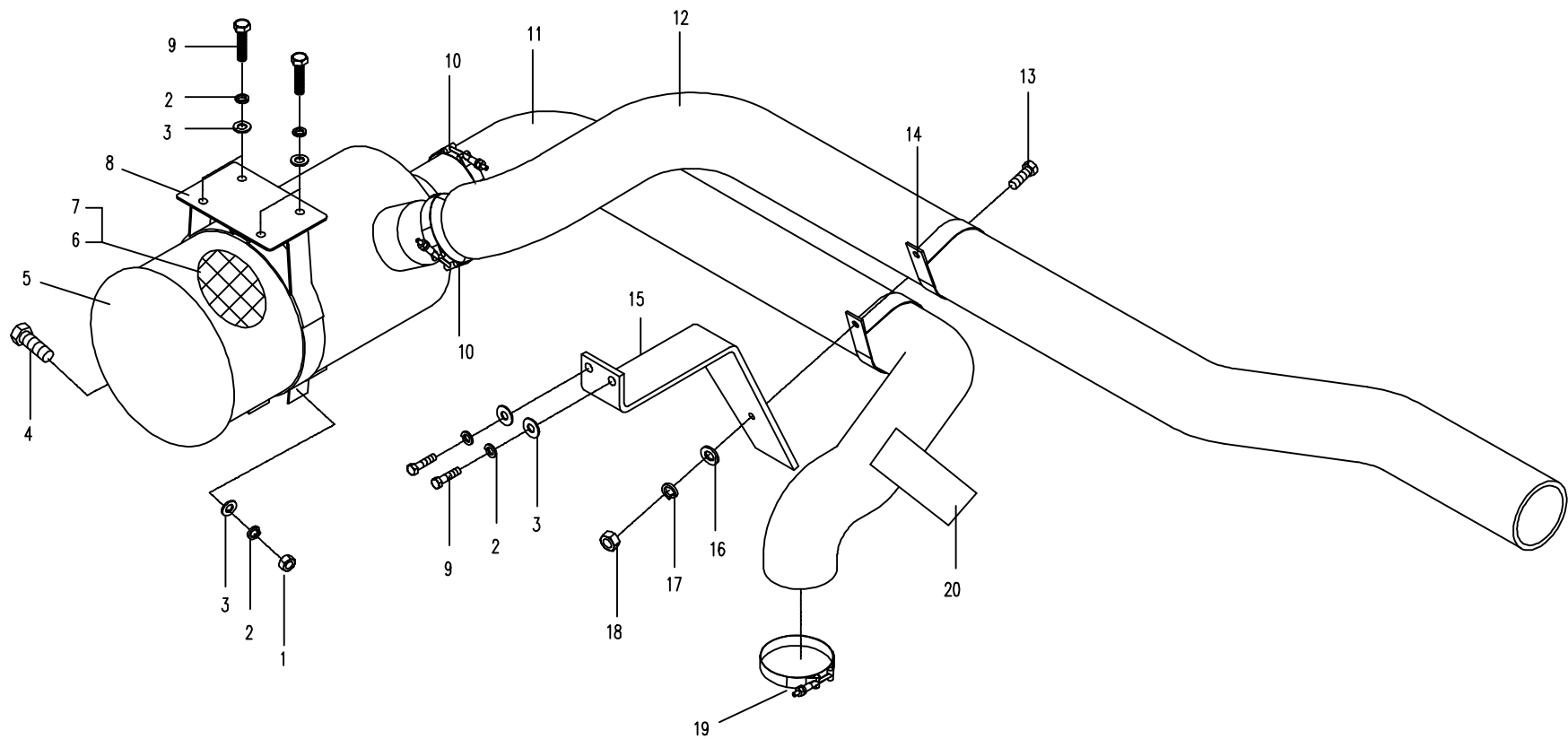
12.1.1 冷却系统(适用838A,838B,838C,838D机型) COOLING SYSTEM(APPLY TO 838A,838B,838C,838D TYPE)



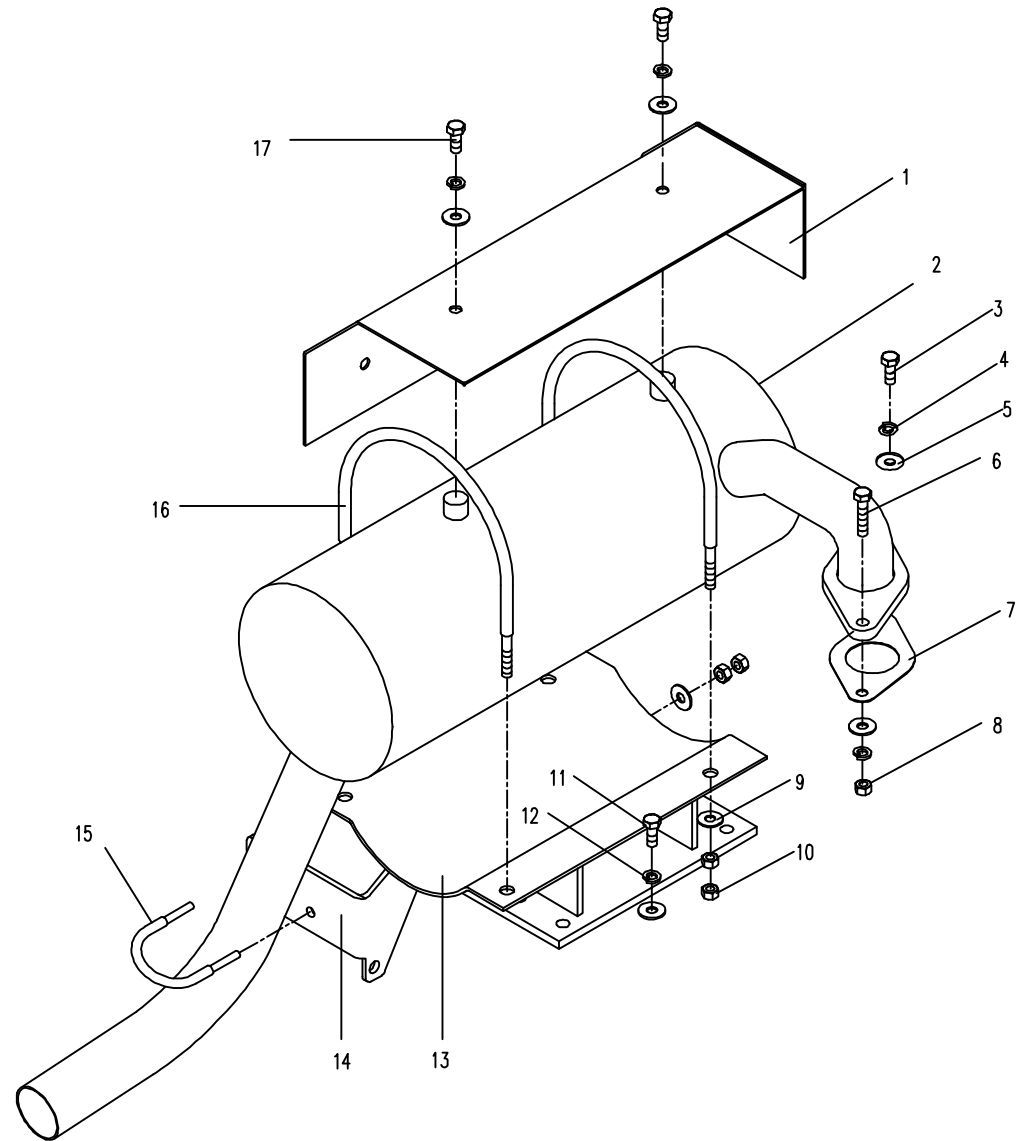
12.2.1 进气系统 (适用838A,838B,838C,838D机型) AIR INLET SYSTEM (APPLY TO 838A,838B,838C,838D TYPE)

序号 No.	数量 Quantity	代号 Code	名称 Description		备注 Remark
1	1	M8 GB/T6170	型六角螺母	Nut	
2	7	8 GB/T93	弹簧垫圈	Spring washer	
3	7	8 GB/T97.1	平垫圈	Washer	
4	1	M8X40 GB/T5783	六角头螺栓	Bolt	
5	1	830H-1202100A	空滤器总成	Air cleaner	包括序号6、7的零件(Include No. 6,7)
6	1	830H-1202110	空滤器主滤芯	Main core of air cleaner	P822768
7	1	830H-1202120	空滤器安全滤芯	Safety core of air cleaner	P822769
8	1	830H-1202200A	空滤器支架	Air cleaner bracket	
9	6	M8X30 GB/T5783	六角头螺栓	Bolt	
10	2	830H-1202003	型卡箍	T hoop	
11	1	830H-1202002A	后进气管	Rear air inlet pipe	
12	1	830H-1202001A	前进气管	Front air inlet pipe	
13	2	M6X20 GB/T5783	六角头螺栓	Bolt	
14	2	830H-1202005A	管箍	Hose nip	
15	1	830H-1202006	支撑板	Support bracket	
16	2	6 GB/T97.1	平垫圈	Washer	
17	2	6 GB/T93	弹簧垫圈	Spring washer	
18	2	M6 GB/T6170	型六角螺母	Nut	
19	1	830H-1202004	型卡箍	T hoop	
20	4m	830H-1202008	隔热膜	Heat insulation membrane	

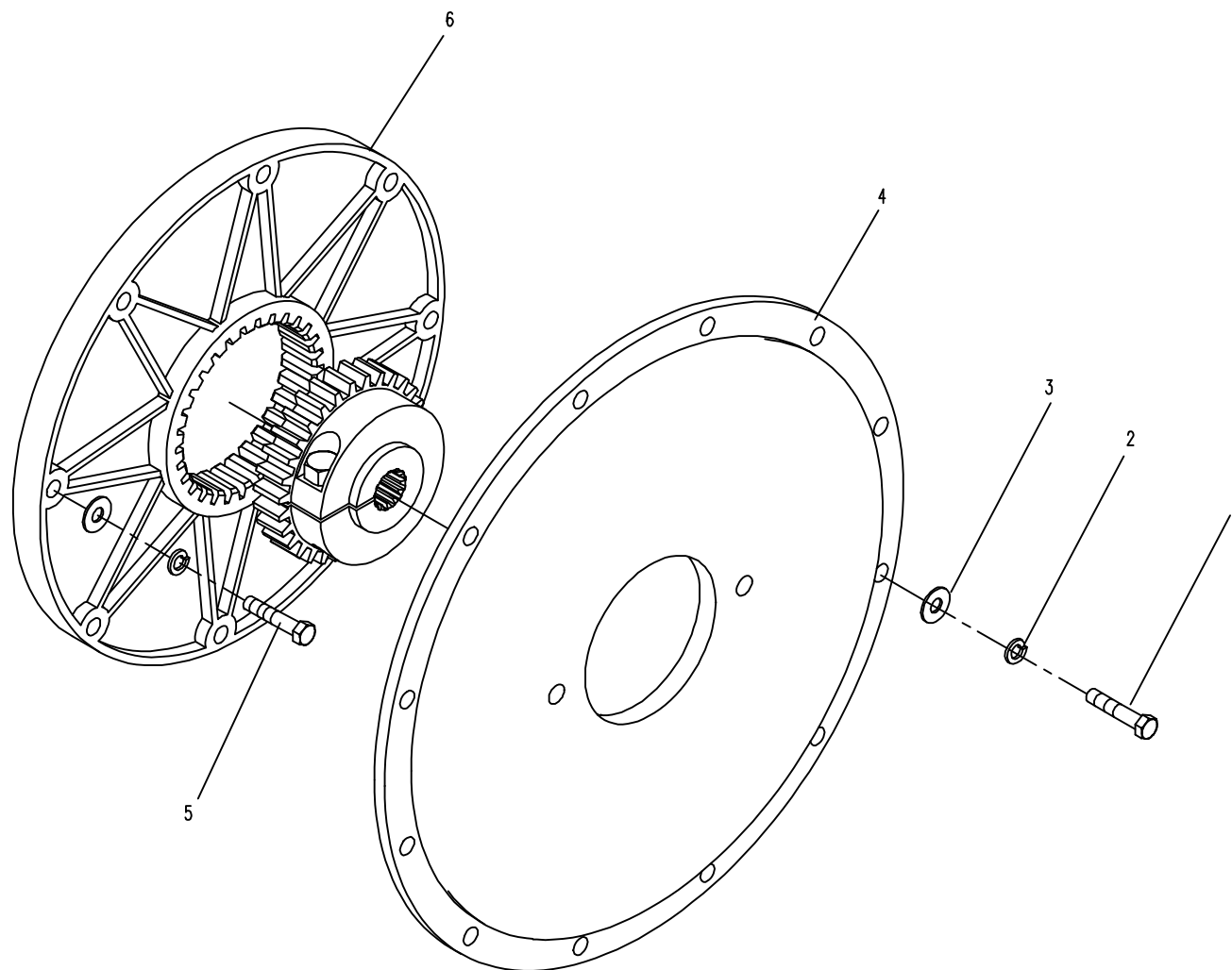
12.2.1 进气系统(适用838A,838B,838C,838D机型) AIR INLET SYSTEM(APPLY TO 838A,838B,838C,838D TYPE)



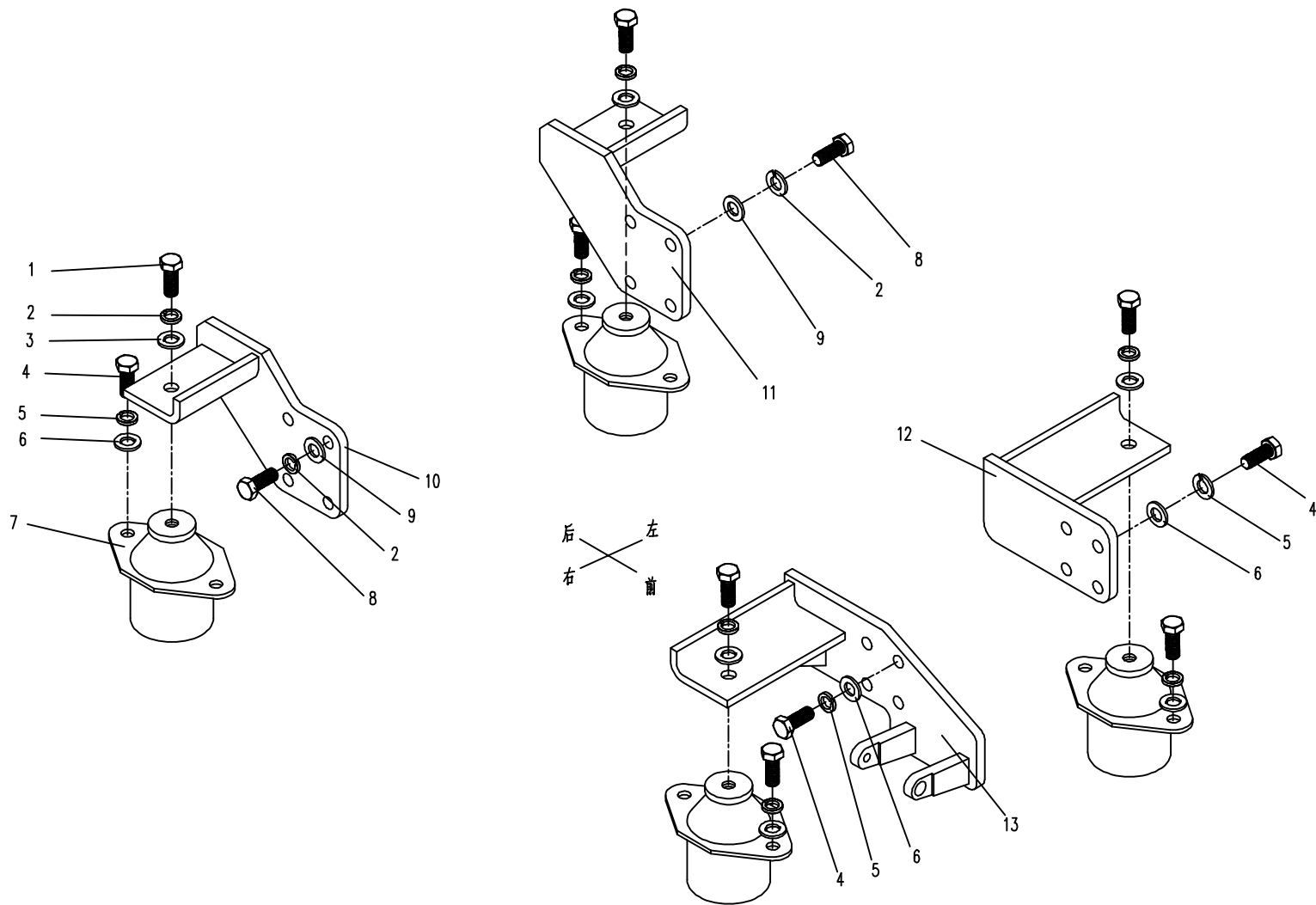
12.3.1 排气系统(适用838A,838B,838C,838D机型) EXHAUST SYSTEM(APPLY TO 838A,838B,838C,838D TYPE)



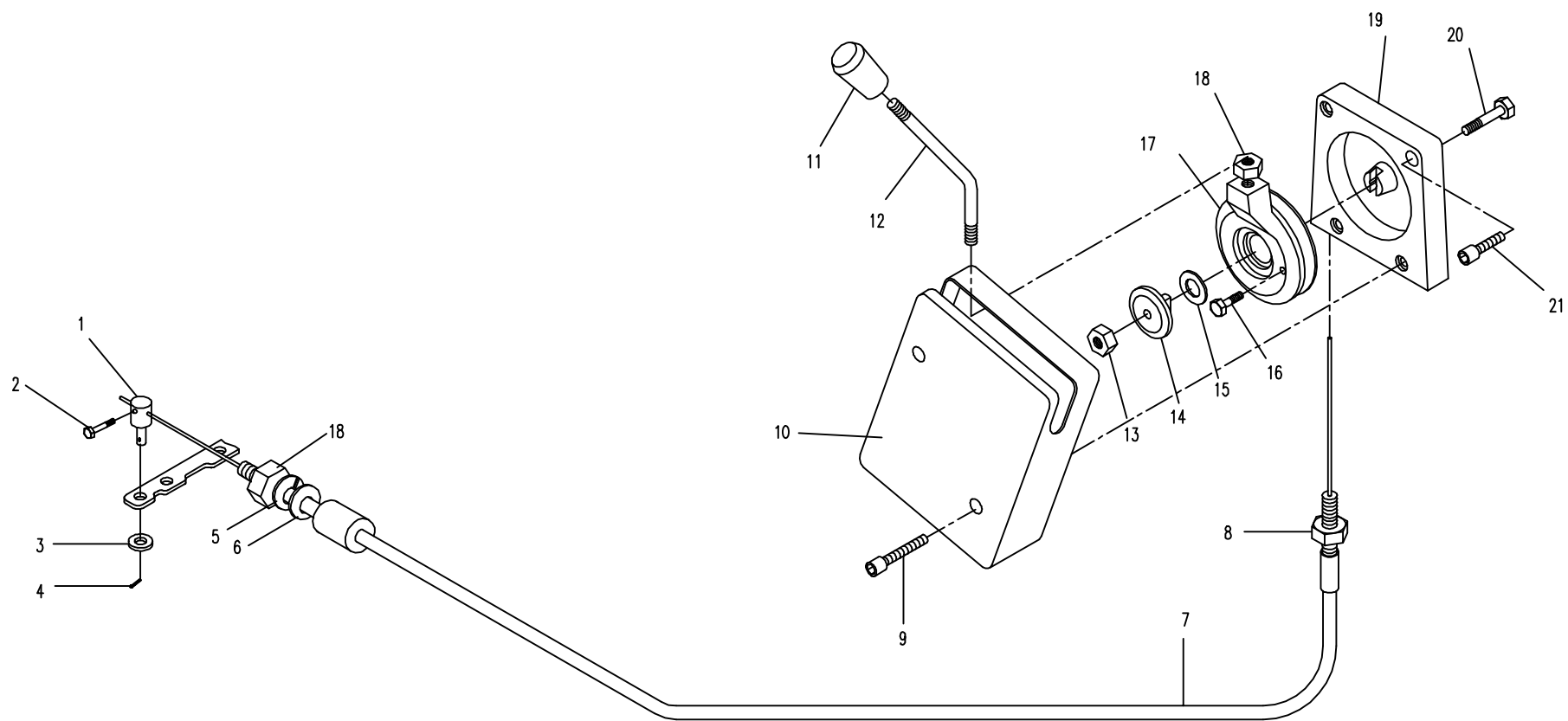
12.4.1 动力输出系统<适用 838A,838B,838C,838D机型>POWER OUTPUT SYSTEM<APPLY TO 838A,838B,838C,838D TYPE>



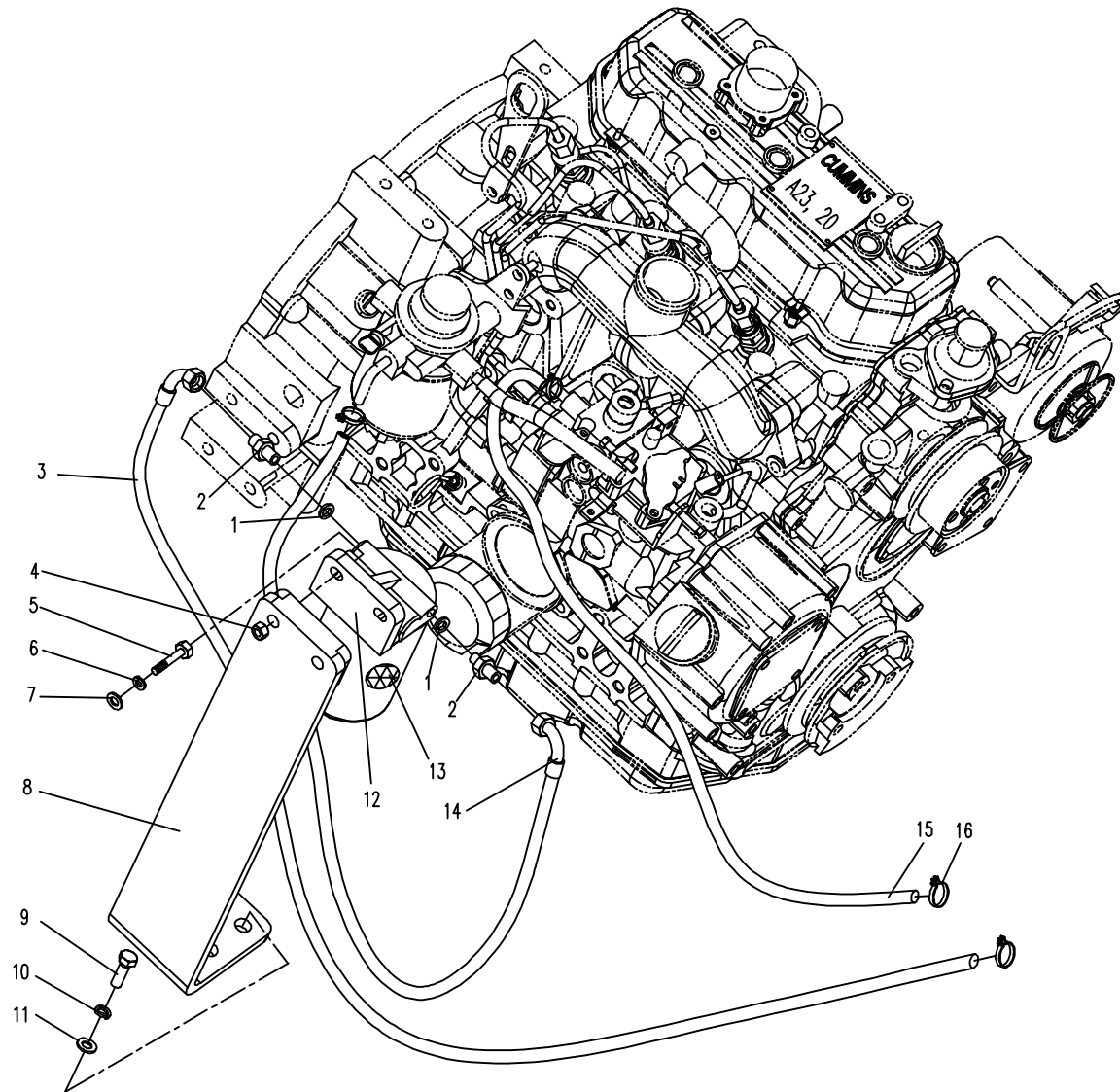
12.5.1 支承(适用838A,838B,838C,838D机型) SUPPORT (APPLY TO 838A,838B,838C,838D TYPE)



12.6.1 油门操纵系统(适用838A,838B,838C,838D机型) TROTTLLE CONTROL SYSTEM(APPLY TO 838A,838B,838C,838D TYPE)



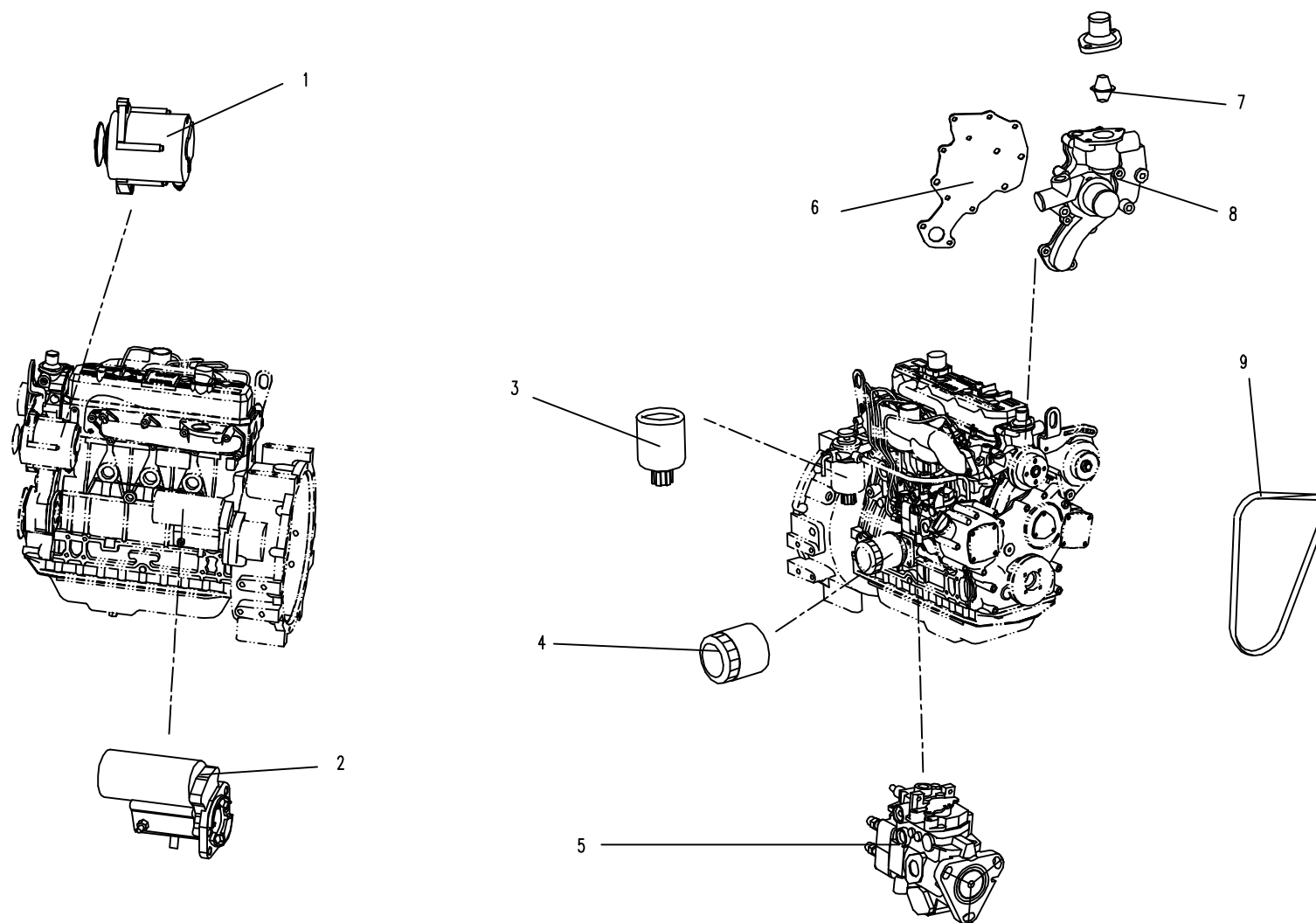
12.7.1 燃油系统 (适用838A,838B,838C,838D机型) POWER OUTPUT SYSTEM (APPLY TO 838A,838B,838C,838D TYPE)



12.8.1

发动机备件(适用838A,838B,838C,838D机型)

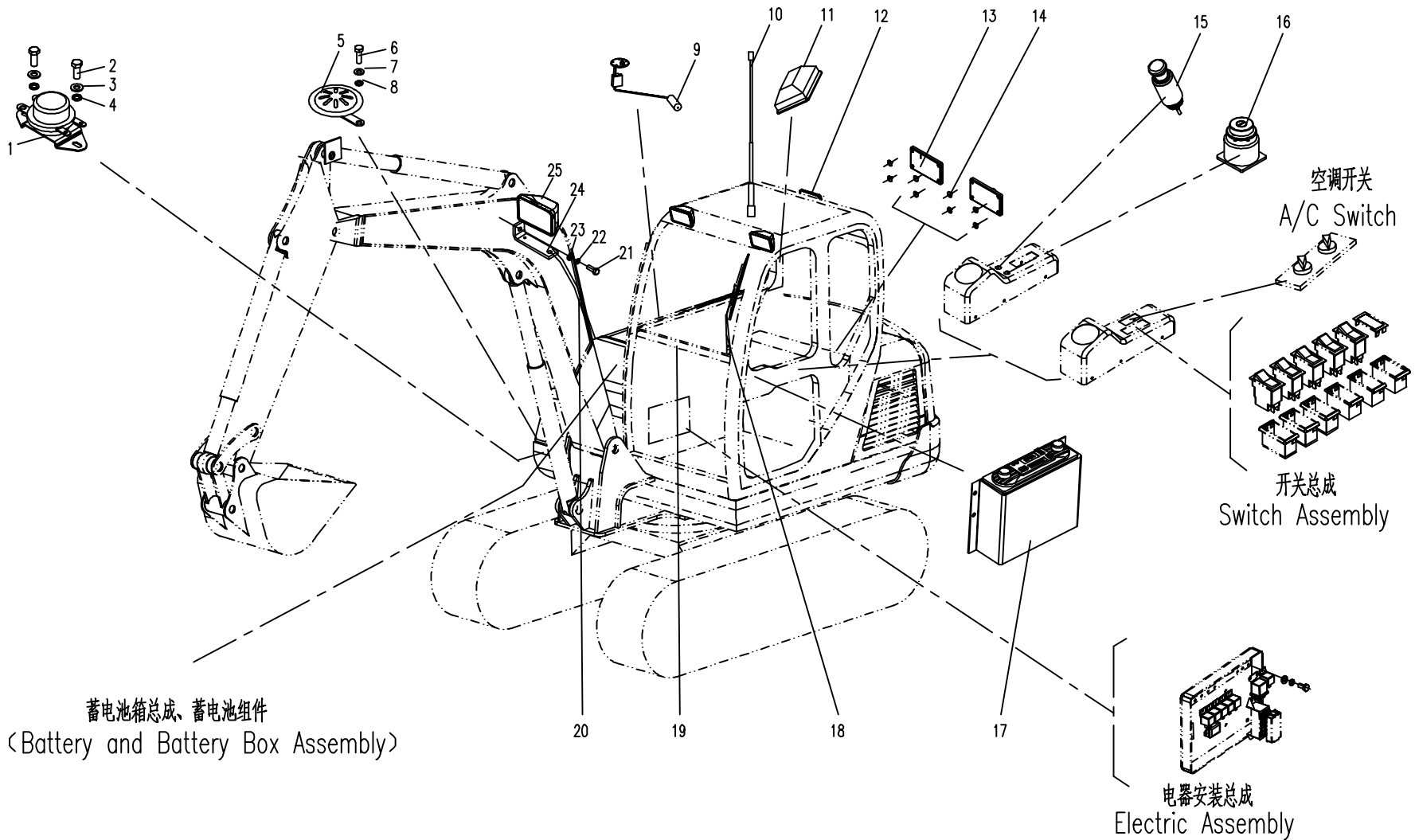
ENGINE SPARE PART (APPLY TO 838A,838B,838C,838D TYPE)



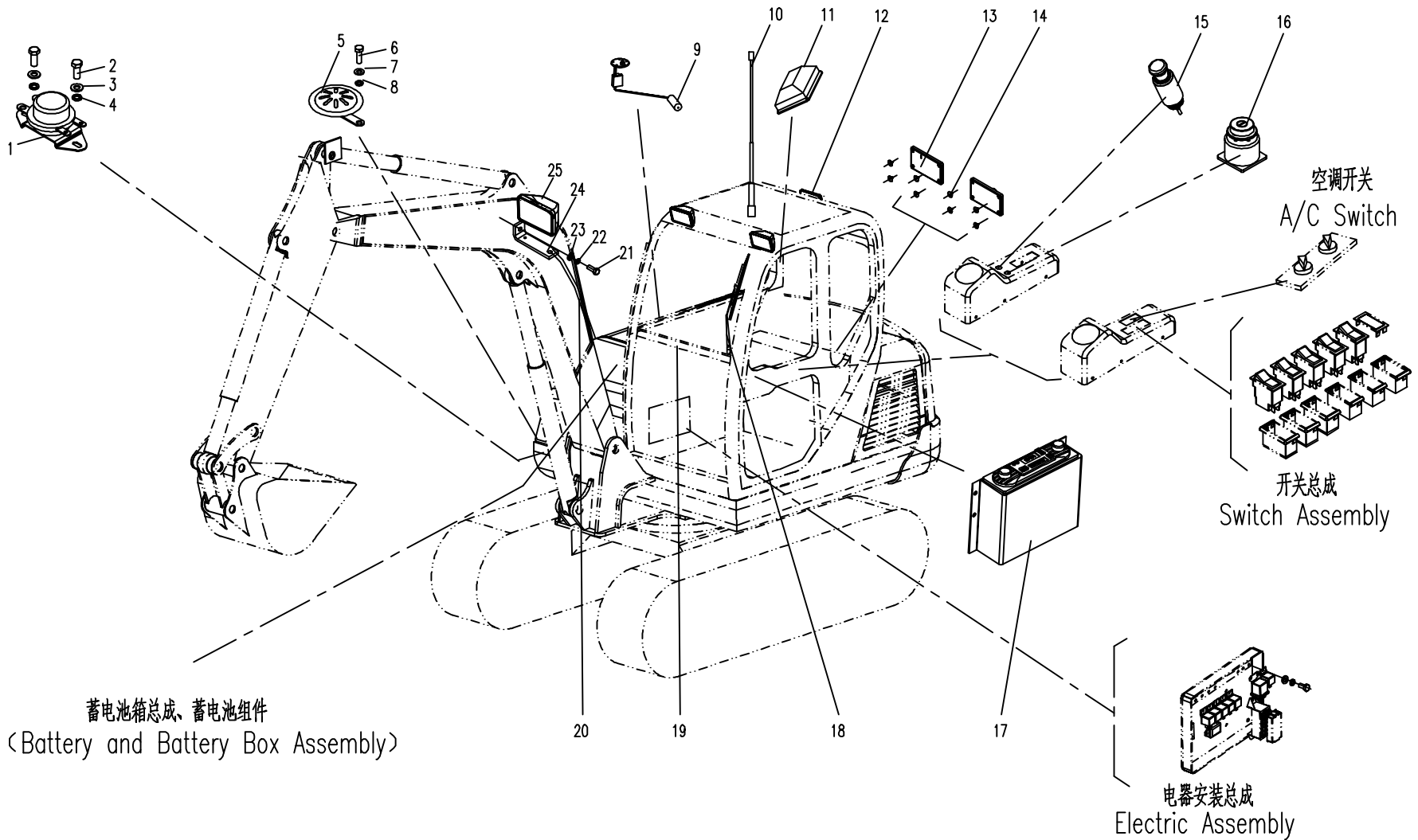
13.1.1 电气系统 电气总装I(适用838A,838B,838C,838D机型)ELECTRICAL SYSTEM ELECTRICAL ASSEMBLY I(APPLY TO 838A,838B,838C,838D TYPE)

序号 Nb.	数量 Quantity	代号 Code	名称 Description		备注 Remark
1	1	T0401-01111	电磁式电源总开关	Main switch	DK138,适用 838C, 838D
		T0401-01121	电磁式电源总开关	Main switch	DK238,适用 838A, 838B
2	2	GB/T5783	螺栓 M10X25	Bolt M10X25	
3	2	GB/T93	弹簧垫圈 10	Washer 10	
4	2	GB/T97.1	垫圈 10	Washer 10	Zn.D
5	1	T0416-02102	电喇叭	Horn	DL129
6	1	GB/T5783	螺栓 M8X25	Bolt M8X25	8.8-Zn.D
7	1	GB/T93	垫圈 8	Washer 8	Zn.D
8	1	GB/T97.1	垫圈 8	Washer 8	Zn.D
9	1	T0411-05102	燃油油位传感器	Fuel level sensor	3827N-010-A
10	1	T0409-02101	收音机天线	Antenna	
11	1	T0405-03121	顶灯	Cab lamp	24V,适用 838A, 838B
	1	T0405-03111	顶灯	Cab lamp	12V,适用 838C, 838D
12	3	T0405-02123	工作灯	Work lamp	24V,适用 838A, 838B
	3	T0405-02111	工作灯	Work lamp	12V,适用 838C, 838D
13	2	T0409-03101	扬声器	Speaker	
14	8	GB/T845	自攻螺钉 ST4.8X13-C-H	Bolt ST4.8X13	8.8-Zn.D
15	1	T0408-01121	点烟器	Cigaret lighter	24V,适用 838A, 838B
	1	T0408-01111	点烟器	Cigaret lighter	12V,适用 838C, 838D
16	1	T0401-04102	起动开关	Backup switch	JK406C-1
17	1	T0409-01121	收音机	Radio	24V,适用 838A, 838B
	1	T0409-01111	收音机	Radio	12V,适用 838C, 838D
18	1	T0406-02121	雨刮器	Wipper	24V,适用 838A, 838B
	1	T0406-02111	雨刮器	Wipper	12V,适用 838C, 838D
19	1	830E-1310400	驾驶室线束	Cab wiring harness	有驾驶室顶灯
	1	830H-1300300	驾驶室线束	Cab wiring harness	无驾驶室顶灯
20	1	830H-1310100c	主线束	Wiring harness	适用 838A, 838B
	1	830E-1310100a	主线束	Wiring harness	适用 838C, 838D

13.1.1 电气系统 电气总装I(适用838A,838B,838C,838D机型) ELECTRICAL SYSTEM ELECTRICAL ASSEMBLY I (APPLY TO 838A,838B,838C,838D TYPE)



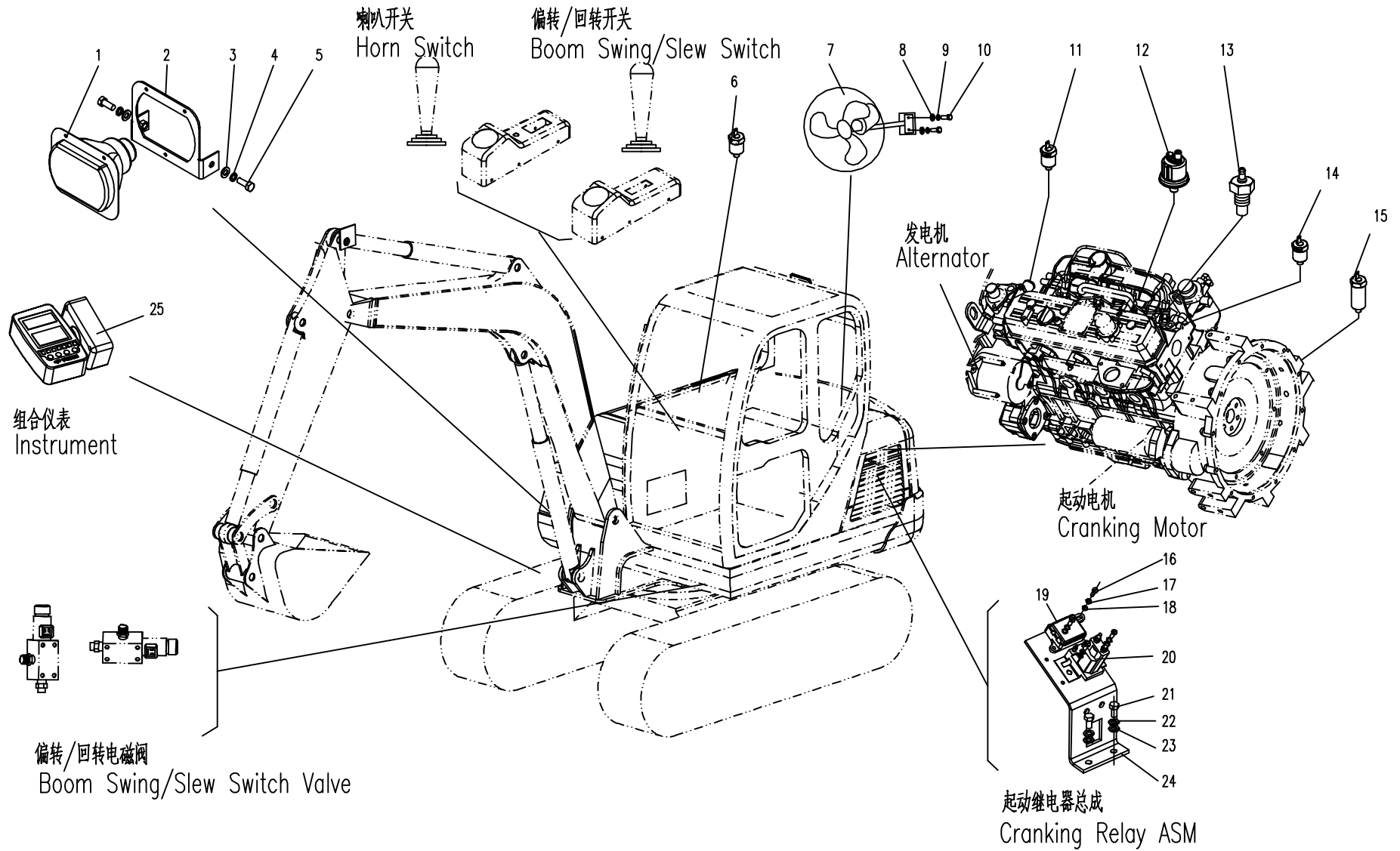
13.1.1 电气系统 电气总装I(适用838A,838B,838C,838D机型) ELECTRICAL SYSTEM ELECTRICAL ASSEMBLY I (APPLY TO 838A,838B,838C,838D TYPE)



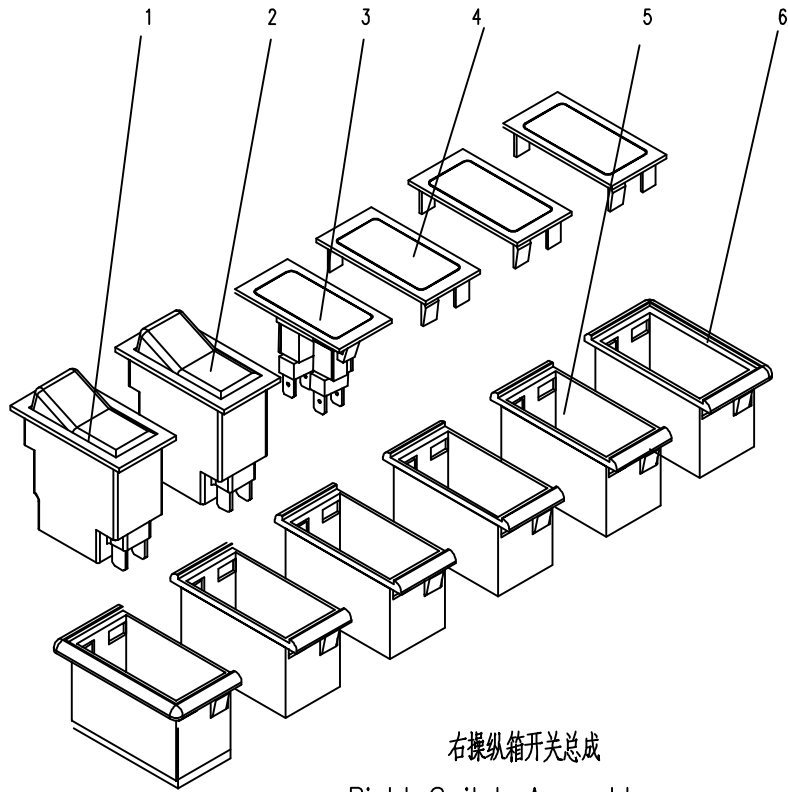
13.2.1 电气系统 电气总装II(适用838A,838B,838C,838D机型)ELECTRICAL SYSTEM ELECTRICAL ASSEMBLY II(APPLY TO 838A,838B,838C,838D TYPE)

序号 Nb.	数量 Quantity	代号 Code	名称 Description		备注 Remark
1	1	T0405-02122	平台灯	Lamp	适用 830A, 838B
2	1	830D-1331000	平台灯支架	Lamp bracket	
3	2	GB/T97.1	垫圈 10	Washer 10	Zn.D
4	2	GB/T93	垫圈 10	Washer 10	Zn.D
5	2	GB/T5783A	螺栓 M10X25	Bolt M10X25	8.8-Zn.D
6	1	T0407-01121	液压油温传感器	Temp sensor	
7	1	T0407-01121	电风扇	Fan	24V,选装 适用 838A, 838B
	1	T0407-01111	电风扇	Fan	12V,选装 适用 838C, 838D
8	2	GB/T97.1	垫圈 5	Washer 8	Zn.D
9	2	GB/T93	垫圈 5	Washer 8	Zn.D
10	2	GB/T70.1	内六角螺钉 M5X16	Bolt M5X16	8.8-Zn.D
11	1	T0411-01101	水温传感器	Coolant temp. sensor	
12	1		停车电磁铁	FSO solenoid	(随发动机配)
13	1		预热塞	Glow plug	(随发动机配)
14	1	T0411-03101	机油压力传感器	Oil Pressure sensor	1/8NPTF VDO 适用 838C, 838D
	1	T0411-03102	机油压力传感器	Oil Pressure sensor	1/4NPTF VDO 适用 838A, 838B
15	1	T0411-07101	转速传感器	Rotate speed sensor	M18X1.5 适用 838A, 838B
	1	T0411-07104	转速传感器	Rotate speed sensor	3/4-16 UNF-2B 适用 838C, 838D
16	4	GB/T65	开槽圆柱头螺钉 M5X12	Bolt M5X12	8.8-Zn.D
17	4	GB/T93	垫圈 5	Washer 5	Zn.D
18	4	GB/T97.1	垫圈 5	Washer 5	Zn.D
19	1	830H-1300100a	二路熔断器	Two place fuse box	
20	1	T0404-01221	起动继电器	Starter relay	适用 838A, 838B
	1	T0404-01211	起动继电器	Starter relay	适用 838C, 838D
21	2	GB/T5783A	螺栓 M8X16	Bolt M8X16	8.8-Zn.D
22	2	GB/T 93	垫圈 8	Washer 8	Zn.D
23	2	GB/T 97.1	垫圈 8	Washer 8	Zn.D
24	1	830H-1300101a	安装板	Bracket	适用 838A, 838B, 838C, 838D
25	1	T0412-01132	组合仪表	Instrument	

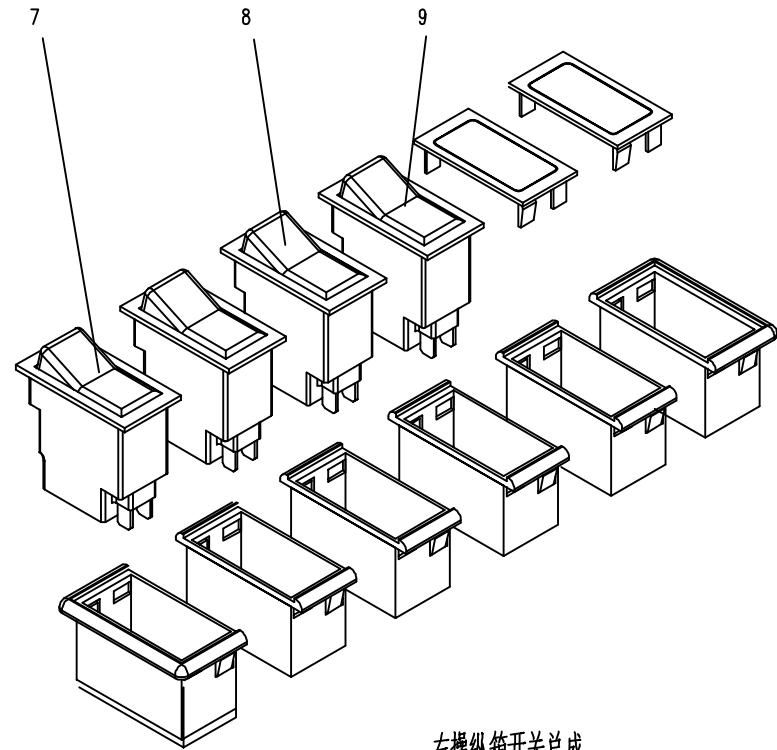
13.2.1 电气系统 电气总装II(适用838A,838B,838C,838D机型) ELECTRICAL SYSTEM ELECTRICAL ASSEMBLY II(APPLY TO 838A,838B,838C,838D)



13.3.1 电气系统 开关总成(适用838A,838B,838C,838D机型) ELECTRICAL SYSTEM SWITCH ASSEMBLY(APPLY TO 838A,838B,838C,838D TYPE)

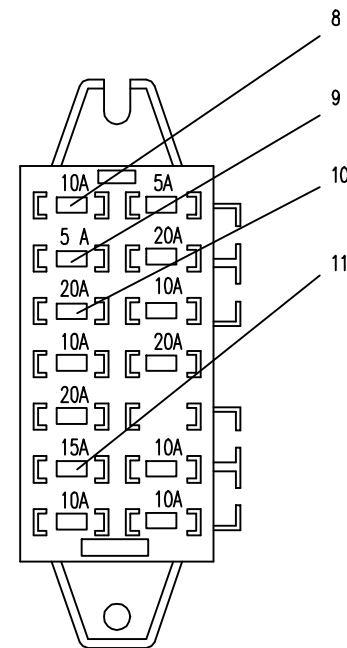
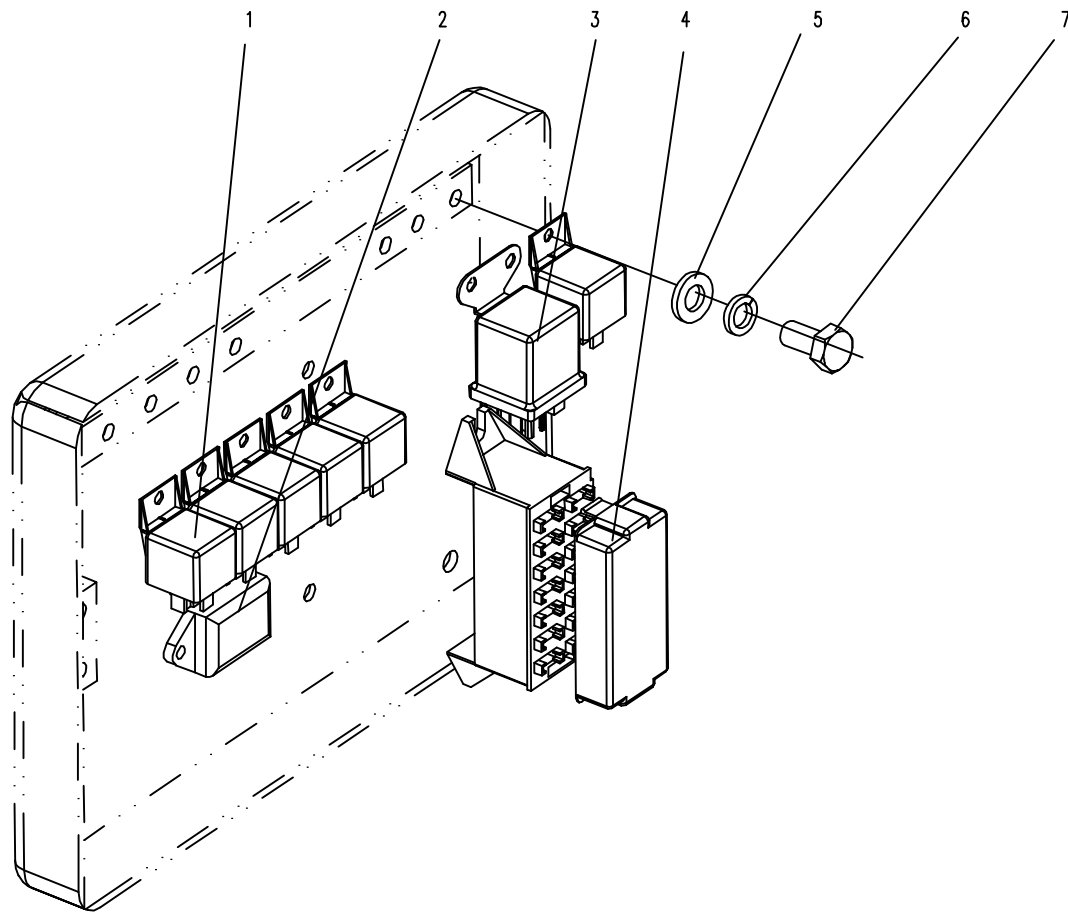


右操纵箱开关总成
Right Switch Assembly



左操纵箱开关总成
Left Switch Assembly

13.4.1 电气系统 继电器安装总成(适用838A,838B,838C,838D机型) ELECTRICAL SYSTEM RELAY ASSEMBLY (APPLY TO 838A,838B,838C,838D TYPE)



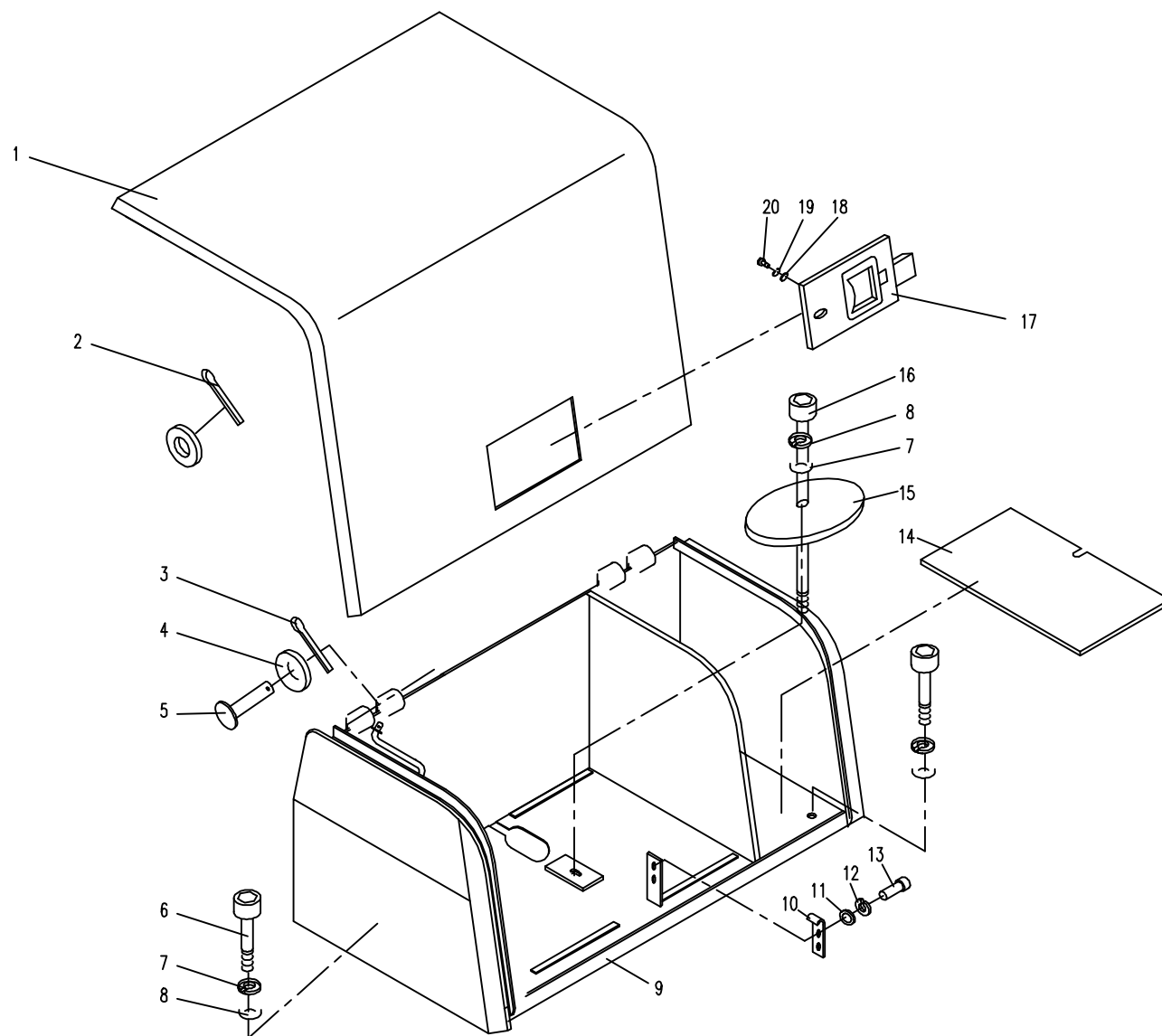
熔断器盒正面(已打开盒盖)

Fuse Box Top View(Cover opened)

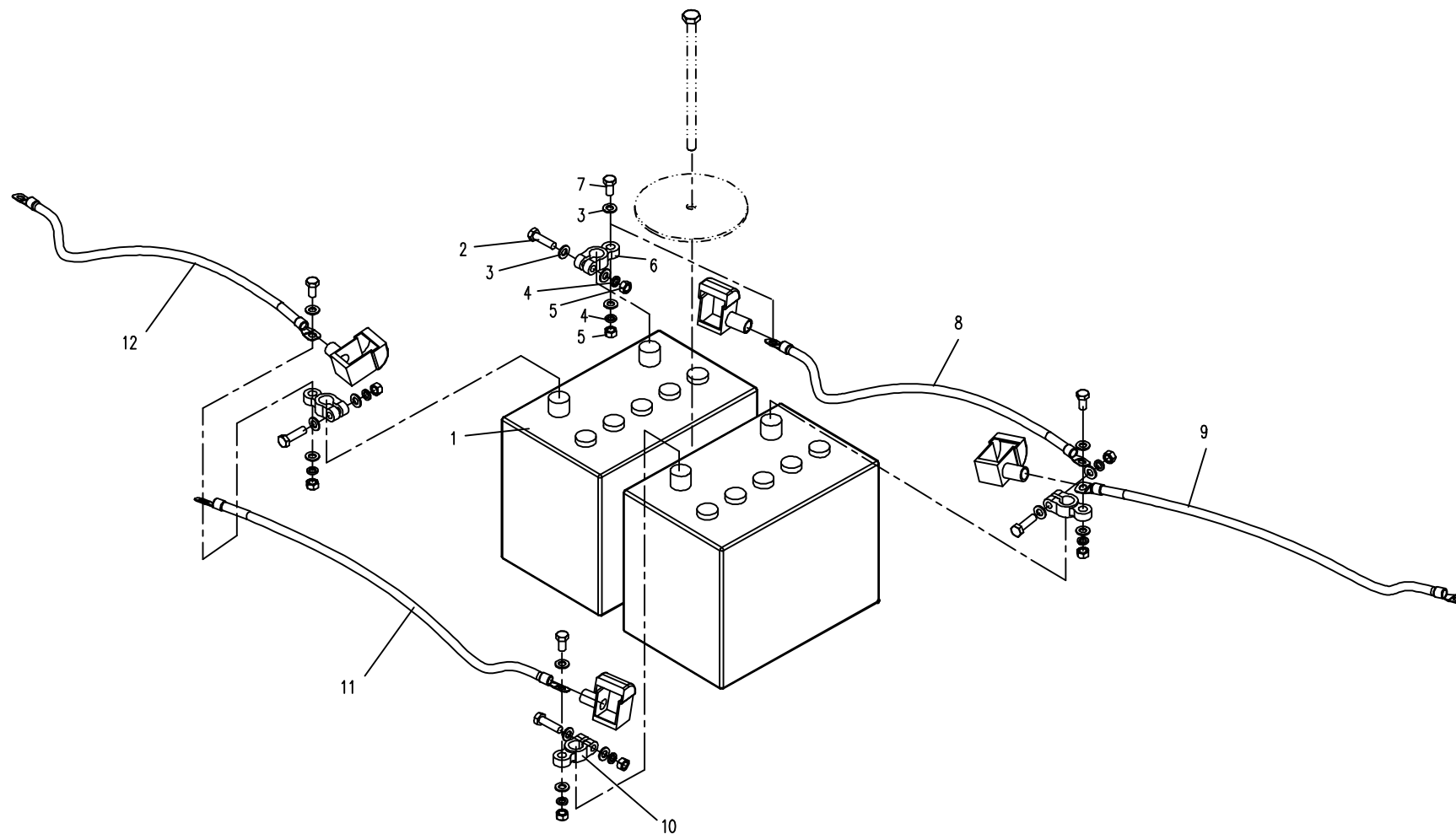
13.5.1 电气系统 蓄电池箱总成(适用838A,838B,838C,838D机型) ELECTRICAL SYSTEM BATTERY BOX ASSEMBLY (APPLY TO 838A,838B,838C,838D TYPE)

序号 Nb.	数量 Quantity	代号 Code	名称 Description		备注 Remark
1	1	838A-1321000	蓄电池箱盖	Battery-box cover	
2	2	GB/T91	开口销 2.5X12	Pin	Zn.D
3	3	GB/T91	开口销 2.5X14	Pin	Zn.D
4	3	GB/T97.1	垫圈 8	Washer 8	Zn.D
5	2	860-1330002	销	Pin	
6	3	GB/T 5783A	螺栓 M10X25	Bolt M10X25	8.8-Zn.D
7	4	GB/T93	垫圈 10	Washer 10	Zn.D
8	5	GB/T97.1	垫圈 10	Washer 10	Zn.D
9	1	838A-1322000	蓄电池箱座	Battery-box case	
10	1	830D-1320004a	锁扣	Lock button	
11	2	GB/T97.1	垫圈 6	Washer 6	Zn.D
12	2	GB/T93	垫圈 6	Washer 6	Zn.D
13	2	GB/T 70.1	螺钉 M6X12	Bolt M6X12	8.8-Zn.D
14	1	838A-1320001	橡胶垫	Rubber mat	
15	1	830D-1320001	固定环	Fixup annulus	
16	1	830D-1320002	固定杆	Fixup pole	
17	1	830D-1320003	锁	Lock	
18	4	GB/T97.1	垫圈 5	Washer 5	Zn.D
19	4	GB/T93	垫圈 5	Washer 5	Zn.D
20	4	GB/T 818	螺钉 M4X12	Bolt M4X12	8.8-Zn.D

13.5.1 电气系统 蓄电池箱总成(适用838A,838B,838C,838D机型) ELECTRICAL SYSTEM BATTERY BOX ASSEMBLY (APPLY TO 838A,838B,838C,838D TYPE)



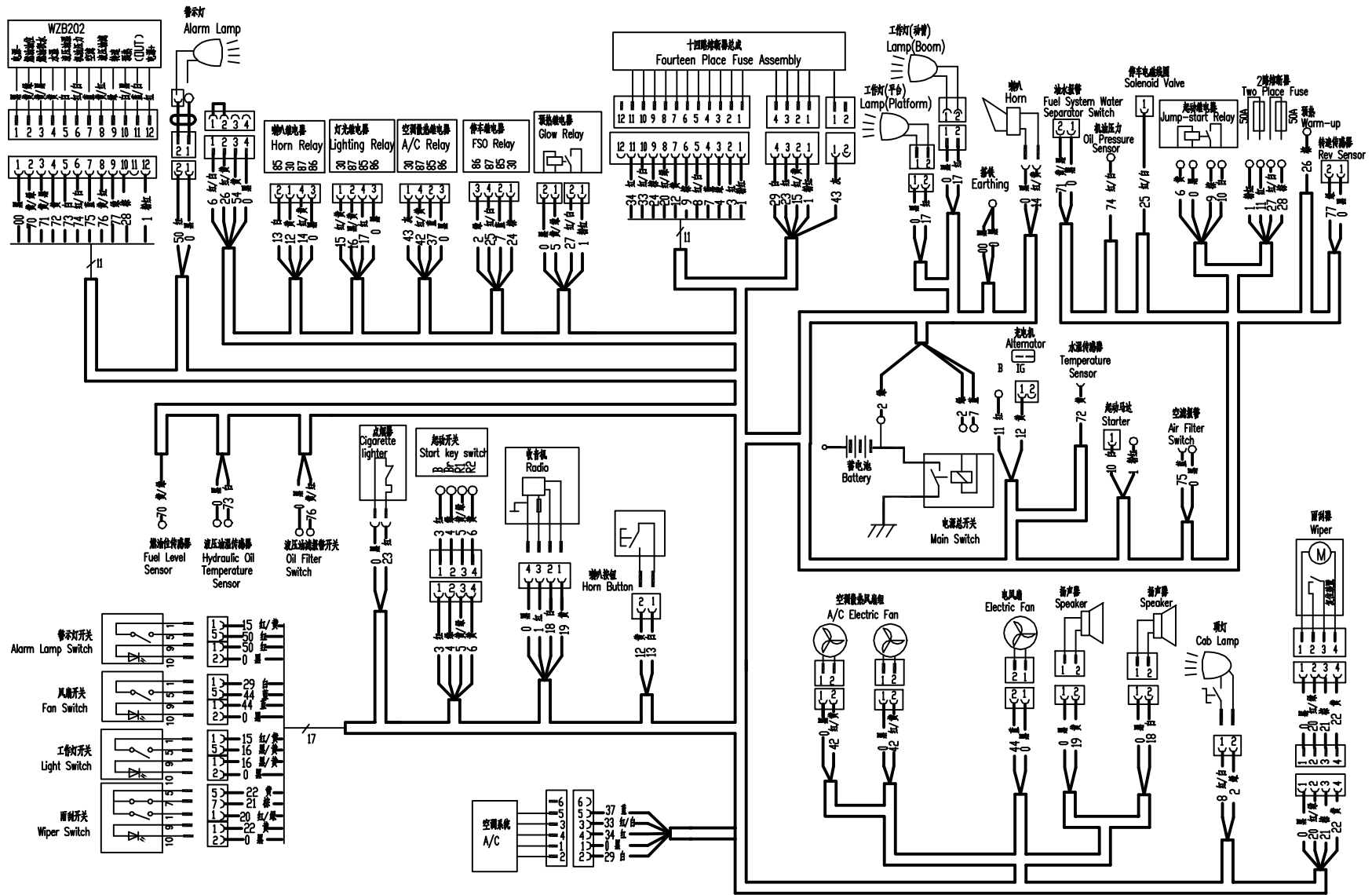
13.6.1 电气系统 电池安装组(适用838A,838B,838C,838D机型) ELECTRICAL SYSTEM BATTERY ASSEMBLY (APPLY TO 838A,838B,838C,838D TYPE)



13.7.1 电气系统 线束及接线图(适用838A,838B机型) ELECTRICAL SYSTEM CONNECTION DRAWING(APPLY TO 838A,838B TYPE)

导线颜色中英文对照
Table Of Color Symbol

黑色	Black
红色	Red
白色	White
黄色	Yellow
绿色	Green
蓝色	Blue
棕色	Brown
粉红色	Pink
灰色	Grey
紫色	Purple
红/白色	Red/White
黄/绿色	Yellow/Green
红/黄色	Red/Yellow
红/绿色	Red/Green
黄/黑色	Yellow/Black



13.8.1 电气系统 线束及接线图(适用838C,838D机型) ELECTRICAL SYSTEM CONNECTION DRAWING(APPLY TO 838C,838D TYPE)

导线颜色中英文对照
Table Of Color Symbol

黑色	Black
红色	Red
白色	White
黄色	Yellow
绿色	Green
蓝色	Blue
棕色	Brown
粉红色	Pink
灰色	Grey
紫色	Purple
红/白色	Red/White
黄/绿色	Yellow/Green
红/黄色	Red/Yellow
红/绿色	Red/Green
黄/黑色	Yellow/Black

