

## 825目录 ( 825 INDEX)

---

01.1.1	底盘总成 (适用 825,825A机型)	CHASSIS ASSEMBLY ( APPLY TO 825,825A TYPE )
02.1.1	回转平台 ( 适用 825机型 )	SLEWING PLATFORM (APPLY TO 825 TYPE )
02.1.2	回转平台 ( 适用 825A机型 )	SLEWING PLATFORM (APPLY TO 825A TYPE )
03.1.1	推土装置 ( 适用 825,825A机型 )	DOZER EQUIPMENT (APPLY TO 825,825A TYPE )
04.1.1	工作装置 1( 适用 825,825A机型 )	WORKING EQUIPMENT 1 (APPLY TO 825,825A TYPE)
04.2.1	工作装置 2( 适用 825,825A机型 )	WORKING EQUIPMENT 2 (APPLY TO 825,825A TYPE)
04.3.1	工作装置 3( 适用 825,825A机型 )	WORKING EQUIPMENT 3 (APPLY TO 825,825A TYPE)
04.4.1	工作装置 4( 适用 825,825A机型 )	WORKING EQUIPMENT 4 (APPLY TO 825,825A TYPE)
04.5.1	工作装置 5( 适用 825,825A机型 )	WORKING EQUIPMENT 5 (APPLY TO 825,825A TYPE)
05.1.1	平台部分的液压系统 1( 适用 825,825A机型 )	HYDRAULIC SYSTEM FOR PLATFORM 1(APPLY TO 825,825A TYPE)
05.2.1	平台部分的液压系统 2( 适用 825,825A机型 )	HYDRAULIC SYSTEM FOR PLATFORM 2(APPLY TO 825,825A TYPE)
05.3.1	平台部分的液压系统 3( 适用 825,825A机型 )	HYDRAULIC SYSTEM FOR PLATFORM 3(APPLY TO 825,825A TYPE)
05.4.1	平台部分的液压系统 4( 适用 825,825A机型 )	HYDRAULIC SYSTEM FOR PLATFORM 4(APPLY TO 825,825A TYPE)
05.5.1	平台部分的液压系统 5( 适用 825,825A机型 )	HYDRAULIC SYSTEM FOR PLATFORM 5(APPLY TO 825,825A TYPE)
05.6.1	平台部分的液压系统 6( 适用 825,825A机型 )	HYDRAULIC SYSTEM FOR PLATFORM 6(APPLY TO 825,825A TYPE)
05.7.1	平台部分的液压系统 7( 适用 825,825A机型 )	HYDRAULIC SYSTEM FOR PLATFORM 7(APPLY TO 825,825A TYPE)
05.8.1	平台部分的液压系统 8( 适用 825,825A机型 )	HYDRAULIC SYSTEM FOR PLATFORM 8(APPLY TO 825,825A TYPE)
05.9.1	平台部分的液压系统 9( 适用 825,825A机型 )	HYDRAULIC SYSTEM FOR PLATFORM 9(APPLY TO 825,825A TYPE)
05.10.1	平台部分的液压系统 10( 适用 825,825A机型 )	HYDRAULIC SYSTEM FOR PLATFORM 10(APPLY TO 825,825A TYPE)
05.11.1	平台部分的液压系统 11( 适用 825,825A机型 )	HYDRAULIC SYSTEM FOR PLATFORM 11(APPLY TO 825,825A TYPE)
05.12.1	平台部分的液压系统 12( 适用 825,825A机型 )	HYDRAULIC SYSTEM FOR PLATFORM 12(APPLY TO 825,825A TYPE)
75.1.1	底盘部分的液压系统 1( 适用 825,825A机型 )	HYDRAULIC SYSTEM FOR CHASSIS 1(APPLY TO 825,825A TYPE)
75.2.1	底盘部分的液压系统 2( 适用 825,825A机型 )	HYDRAULIC SYSTEM FOR CHASSIS 1(APPLY TO 825,825A TYPE)
85.1.1	先导部分的液压系统 1( 适用 825,825A机型 )	HYDRAULIC SYSTEM FOR PILOT PART 1 (APPLY TO 825,825A TYPE)
85.2.1	先导部分的液压系统 2( 适用 825,825A机型 )	HYDRAULIC SYSTEM FOR PILOT PART 2 (APPLY TO 825,825A TYPE)
85.3.1	先导部分的液压系统 3( 适用 825,825A机型 )	HYDRAULIC SYSTEM FOR PILOT PART 3 (APPLY TO 825,825A TYPE)

---

## 825目录 ( 825 INDEX)

---

85.4.1	先导部分的液压系统 4( 适用 825,825A机型 )	HYDRAULIC SYSTEM FOR PILOT PART 4 (APPLY TO 825,825A TYPE)
85.5.1	先导部分的液压系统 5( 适用 825,825A机型 )	HYDRAULIC SYSTEM FOR PILOT PART 5 (APPLY TO 825,825A TYPE)
85.6.1	先导阀 (适用 825,825A机型 )	PILOT VALVE (APPLY TO 825,825A TYPE)
95.1.1	工作装置的液压系统 1( 适用 825,825A机型 )	HYDRAULIC SYSTEM FOR WORKING EQUIPMENT 1 (APPLY TO 825,825A TYPE)
95.2.1	工作装置的液压系统 2( 适用 825,825A机型 )	HYDRAULIC SYSTEM FOR WORKING EQUIPMENT 2 (APPLY TO 825,825A TYPE)
06.1.1	操纵机构 ( 适用 825机型 )	CONTROL FRAMEWORK (APPLY TO 825 TYPE)
06.1.2	操纵机构 ( 适用 825A机型 )	CONTROL FRAMEWORK (APPLY TO 825A TYPE)
06.2.1	行走操纵 (适用 825机型 )	HOOFF FRAMEWORK(APPLY TO 825 TYPE)
06.2.2	行走操纵 (适用 825A机型 )	HOOFF FRAMEWORK(APPLY TO 825A TYPE)
07.1.1	驾驶室组件 1( 适用 825A机型 ,内外销机 )	CAB SUBASSEMBLY 1 (APPLY TO 825A TYPE)
07.2.1	驾驶室组件 2( 适用 825A机型 ,内外销机 )	CAB SUBASSEMBLY 2 (APPLY TO 825A TYPE)
07.3.1	驾驶室组件 3( 适用 825A机型 ,内外销机 )	CAB SUBASSEMBLY 3 (APPLY TO 825A TYPE)
07.4.1	驾驶室组件 4( 适用 825A机型 ,内外销机 )	CAB SUBASSEMBLY 3 (APPLY TO 825A TYPE)
07.5.1	驾驶室组件 5( 适用 825A机型 ,内销机 )	CAB SUBASSEMBLY 5 (APPLY TO 825A TYPE)
07.5.2	驾驶室组件 5( 适用 825A机型 ,外销机 )	CAB SUBASSEMBLY 5 (APPLY TO 825A TYPE,EXPORT)
07.6.1	驾驶室组件 6( 适用 825A机型 ,内销机 )	CAB SUBASSEMBLY 6 (APPLY TO 825A TYPE)
07.6.2	驾驶室组件 6( 适用 825A机型 ,外销机 )	CAB SUBASSEMBLY 6 (APPLY TO 825A TYPE,EXPORT)
07.7.1	驾驶室组件 7( 适用 825A机型 ,内外销机 )	CAB SUBASSEMBLY 7 (APPLY TO 825A TYPE)
07.8.1	四柱棚 (适用 825机型 )	CANOPY (APPLY TO 825 TYPE)
08.1.1	空调系统 ( 适用 825A机型 )	AIR-CONDITION SYSTEM (APPLY TO 825A TYPE)
08.2.1	空调系统接线图 ( 适用 825A机型 )	AIR-CONDITION SYSTEM CONNECTION DRAWING(APPLY TO 825A TYPE)
09.1.1	罩框组件 ( 适用 825机型 )	COVER FRAME MODULE (APPLY TO 825 TYPE)
09.1.2	罩框组件 ( 适用 825A机型 )	COVER FRAME MODULE (APPLY TO 825A TYPE)
10.1.1	发动机罩 ( 适用 825机型 )	ENGINE HOOD (APPLY TO 825 TYPE)
10.1.2	发动机罩 ( 适用 825A机型 )	ENGINE HOOD (APPLY TO 825A TYPE)
10.2.1	发动机罩锁装置 ( 适用 825机型 )	ENGINE HOOD LOCK EQUIPMENT (APPLY TO 825 TYPE)

---

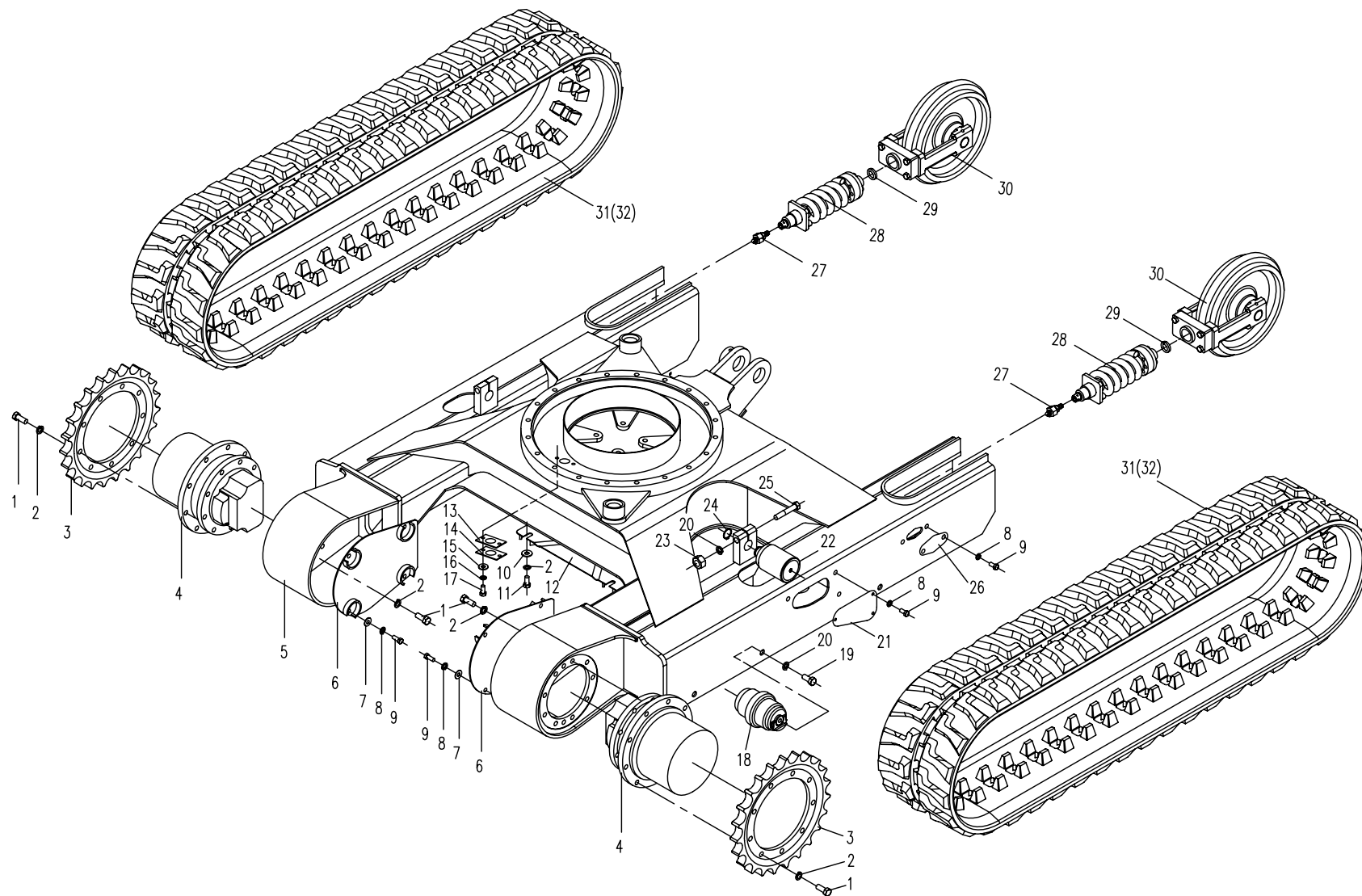
## 825目录 ( 825 INDEX)

---

10.2.2	发动机罩锁装置 ( 适用 825A机型 )	ENGINE HOOD LOCK EQUIPMENT (APPLY TO 825A TYPE)
11.1.1	回转支承 ( 适用 825,825A机型 )	SLEWING SUPPORT ( APPLY TO 825,825A TYPE )
12.1.1	冷却系统 (适用 825机型)	COOLING SYSTEM(APPLY TO 825 TYPE)
12.1.2	冷却系统 (适用 825A机型)	COOLING SYSTEM(APPLY TO 825A TYPE)
12.2.1	进气系统 (适用 825机型)	AIR INLET SYSTEM (APPLY TO 825 TYPE)
12.2.2	进气系统 (适用 825A机型)	AIR INLET SYSTEM (APPLY TO 825A TYPE)
12.3.1	排气系统 (适用 825,825A机型)	EXHAUST SYSTEM(APPLY TO 825,825A TYPE)
12.4.1	动力输出系统 (适用 825,825A机型)	POWER OUTPUT SYSTEM(APPLY TO 825,825A TYPE)
12.5.1	油门操纵系统 (适用 825,825A机型)	THROTTLE CONTROL SYSTEM(APPLY TO 825,825A TYPE)
12.6.1	支承 (适用 825机型)	SUPPORT(APPLY TO 825 TYPE)
12.6.2	支承 (适用 825A机型)	SUPPORT(APPLY TO 825A TYPE)
12.7.1	燃油系统 (适用 825,825A机型)	FUEL SUPPLY SYSTEM (APPLY TO 825,825A TYPE)
12.8.1	发动机备件 ( 适用 825,825A 机型 )	ENGINE SPARE PART ( APPLY TO 825,825A TYPE )
13.1.1	电气系统 电气总装 I(适用 825机型)	ELECTRICAL SYSTEM ELECTRICAL ASSEMBLY I(APLLY TO 825 TYPE)
13.2.1	电气系统 电气总装 II(适用 825A机型)	ELECTRICAL SYSTEM ELECTRICAL ASSEMBLY II(APLLY TO 825A TYPE)
13.3.1	电气系统 电气总装 III(适用 825机型)	ELECTRICAL SYSTEM ELECTRICAL ASSEMBLY III(APLLY TO 825 TYPE)
13.4.1	电气系统 开关总装 I(适用 825机型 )	ELECTRICAL SYSTEM SWITCH ASSEMBLY I(APLLY TO 825 TYPE)
13.5.1	电气系统 开关总成 II ( 适用 825A机型)	ELECTRICAL SYSTEM SWITCH ASSEMBLY II(APLLY TO 825A TYPE)
13.6.1	电气系统 继电器安装总成 I( 适用 825机型)	ELECTRICAL SYSTEMRELAY ASSMBLY I(APLLY TO 825 TYPE)
13.7.1	电气系统 继电器安装总成 II( 适用 825机型)	ELECTRICAL SYSTEMRELAY RELAY ASSMBLY II(APLLY TO 825A TYPE)
13.8.1	电气系统 蓄电池箱总成 (适用 825,825A机型)	ELECTRICAL SYSTEM BATTARY BOX ASSEMBLY(APLLY TO 825,825A TYPE)
13.9.1	电气系统 电池安装组 (适用 825,825A机型)	ELECTRICAL SYSTEM BATTERY ASSEMBLY(APLLY TO 825,825A TYPE)
13.10.1	电气系统 接线图 ( 适用825机型)	ELECTRICAL SYSTEM WIRING DIAGRAM (APPLY TO 825 TYPE)
13.11.1	电气系统 接线图 ( 适用825A机型)	ELECTRICAL SYSTEM WIRING DIAGRAM (APPLY TO 825A TYPE)

---

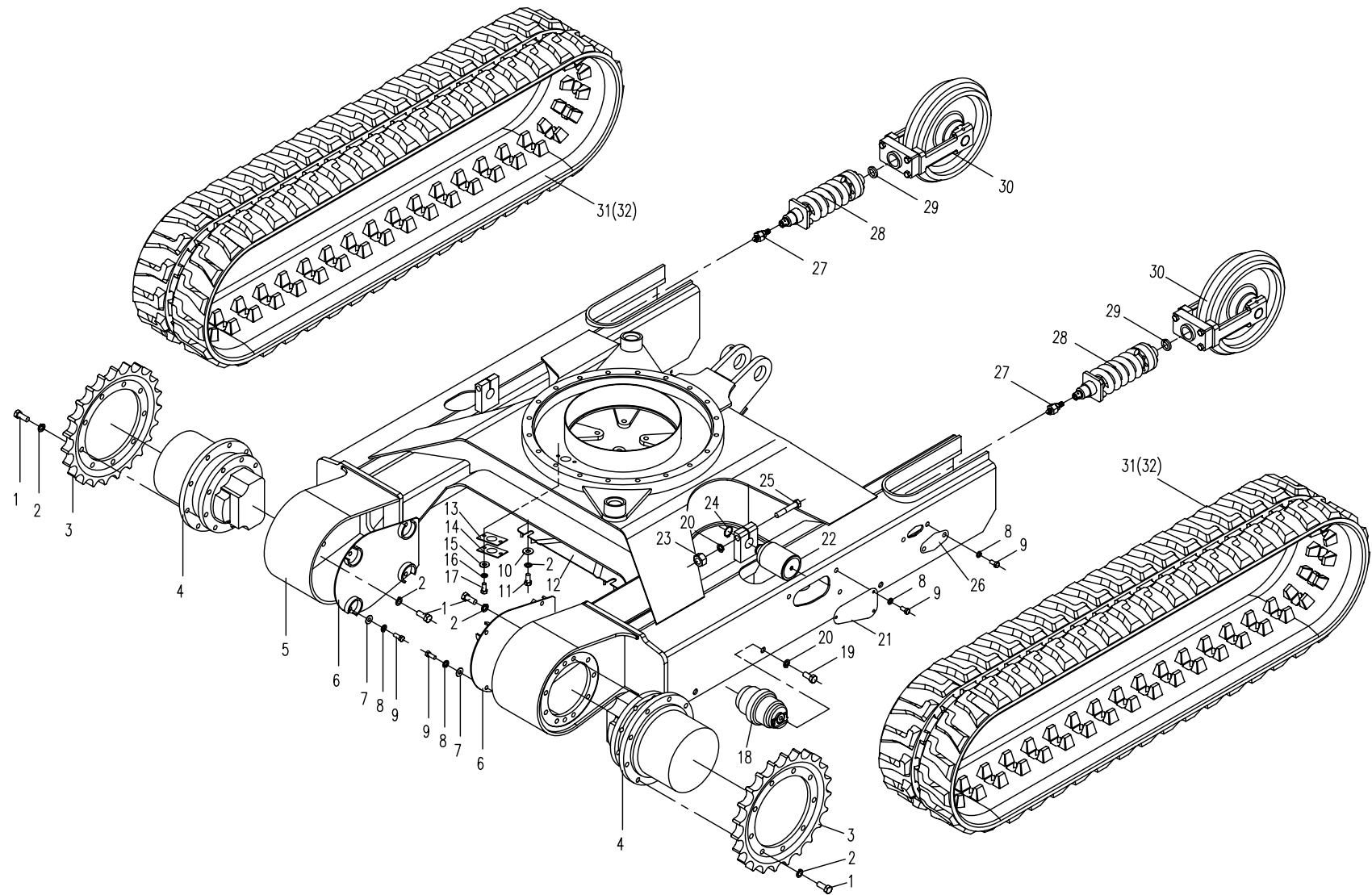
01.1.1 底盘总成(适用825、825A机型) CHASSIS ASSEMBLY (APPLY TO 825,825A TYPE)



## 01.1.1 底盘总成 (适用825、825A机型) CHASSIS ASSEMBLY (APPLY TO 825,825A TYPE)

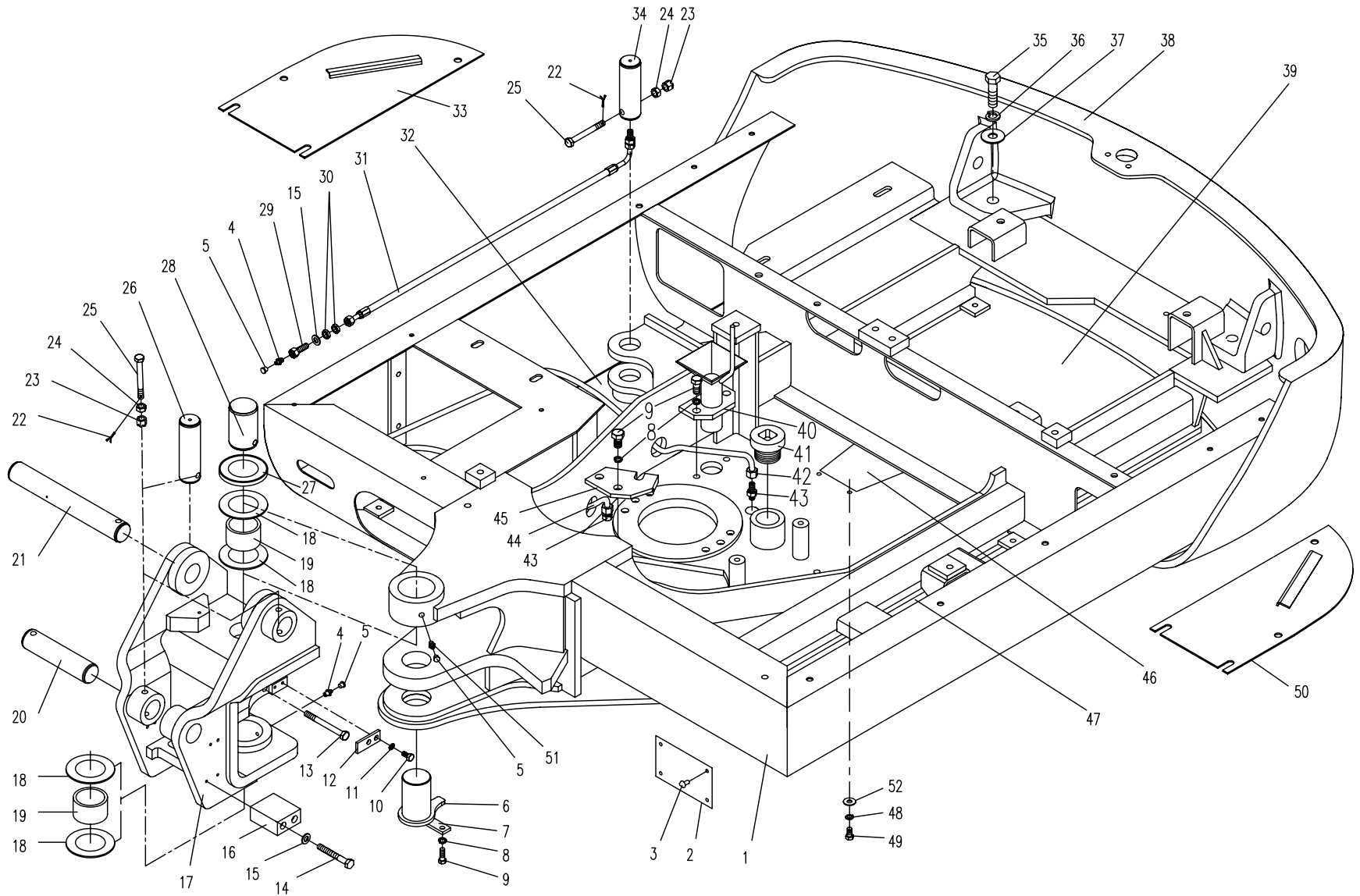
序号 Nb.	数量 Quantity	代号 Code	名称 Description		备注 Remark
1	40	GB/T 5783A	螺栓M12□ 30	Bolt M12×30	10.9氧化
2	44	GB/T 93	弹簧垫圈 12	Spring washer 12	Zn.D
3	2	828-0100001	驱动轮	Driving wheel	
4	2	825-7501000	行走马达	Traveling motor	KYB, 液压部分
5	1	825-0101000	车架总成	Chassis assembly	
6	2	828-0108000	行走马达盖板	Traveling motor's cover plate	
7	8	GB/T 97.1	垫圈 10	Washer 10	Zn.D
8	18	GB/T 93	弹簧垫圈 10	Spring washer 10	Zn.D
9	12	GB/T 5783A	螺栓M10□ 20	Bolt M10×20	8.8-Zn.D
10	4	GB/T 97.1	垫圈 12	Washer 12	Zn.D
11	4	GB/T 5783A	螺栓M12□ 25	Bolt M12×25	8.8-Zn.D
12	1	828-0107000	底座盖板	Chassis cover plate	
13	1	825-0100002	密封垫	Packing gland	
14	1	825-0100001	油塞盖	Cover board	
15	2	GB/T 97.1	垫圈8	Spring washer 8	Zn.D
16	2	GB/T 93	垫圈8	Washer 8	Zn.D
17	2	GB/T 5783A	螺栓M8X16	Bolt M8X16	8.8-Zn.D
18	6	820-0104000	支重轮总成	Idler assembly	
19	12	GB/T 5783A	螺栓M14□ 30	Bolt M14×30	10.9氧化
20	18	GB/T 93	弹簧垫圈 14	Spring washer 14	Zn.D
21	2	820-0100004	侧盖板	Side cover plate	
22	2	820-0103000	托轮总成	Upper roller assembly	
23	2	GB/T 6170	螺母M14	Nut M14	8-Zn.D
24	2	GB/T 894.1	挡圈 30	Closing ring 30	氧化
25	2	GB/T 5784	螺栓M14□ 90	Bolt M14×90	8.8-Zn.D
26	2	820-0109000	侧盖板	Side cover plate	
27	2	820-0102210	单向阀总成	Check valve assembly	
28	2	820-0102200	张紧装置	Tension equipment	

01.1.1 底盘总成(适用825、825A机型) CHASSIS ASSEMBLY (APPLY TO 825,825A TYPE)





02.1.1 回转平台(适用825机型) SLEWING PLATFORM (APPLY TO 825 TYPE)

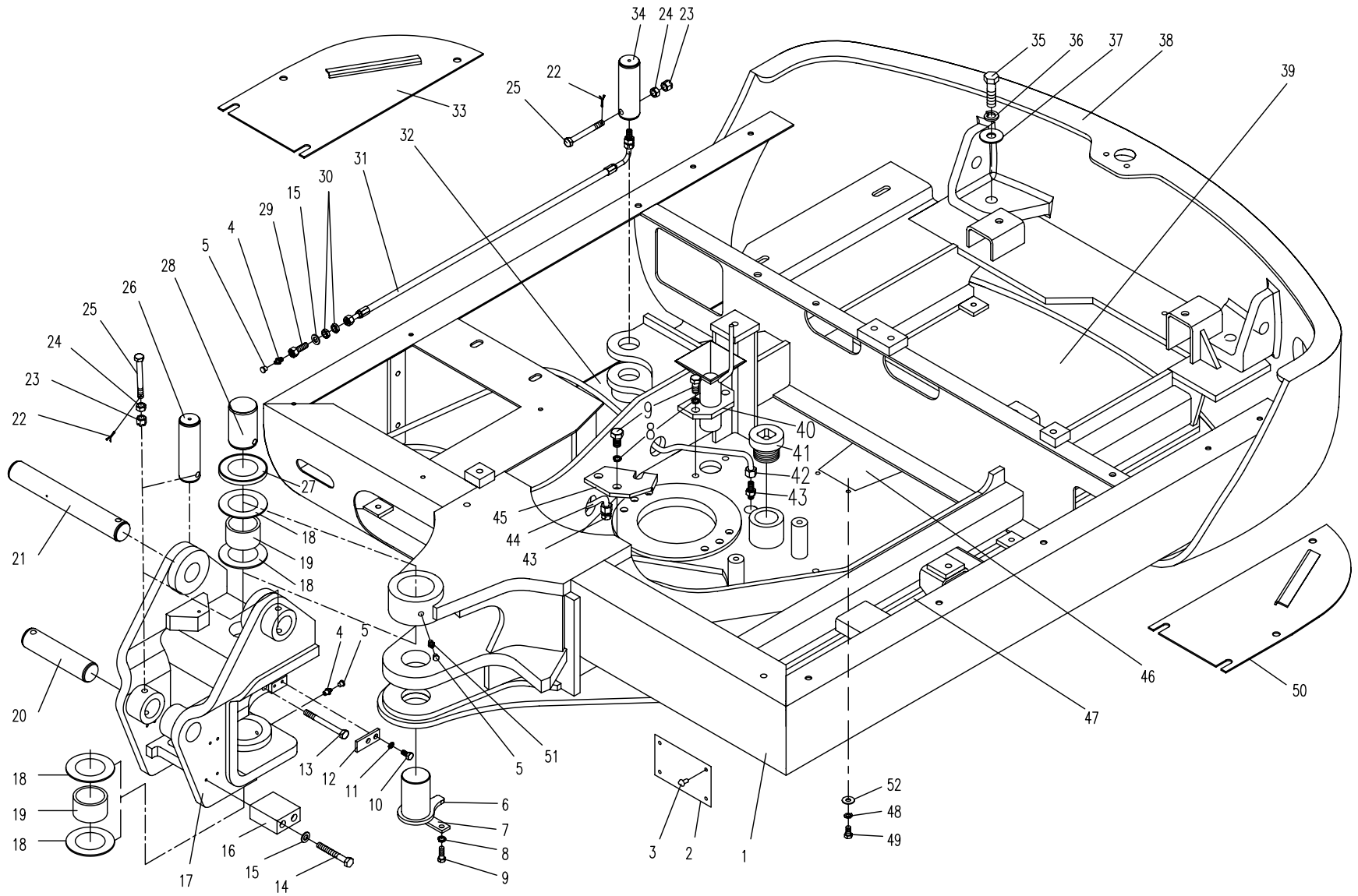




## 02.1.1 回转平台 (适用825机型) SLEWING PLATFORM (APPLY TO 825 TYPE)

序号 Nb.	数量 Quantity	代号 Code	名称 Description		备注 Remark
1	1	825-0202000a	平台	Platform	
2	1	825-0200002	标牌	Scutcheon	
3	4	GB/T 827	铆钉 2.5□ 10	Rivet 2.5×10	Zn.D
4	1	GB/T 7940.2	油杯 M10□ 1(90□ )	Grease Cup M10×1(90° )	Zn.D
5	6	801-0105008	油杯盖	Grease Cup Cap	
6	1	828-0203000	下销轴	Shaft Pin	
7	1	820-0200012	压板	Locking board	
8	6	GB/T 93	弹簧垫圈 12	Spring Washer 12	Zn.D
9	6	GB/T 5783A	螺栓 M12□ 25	Blot M12×25	8.8-Zn.D
10	2	GB/T 5783A	螺栓 M8□ 16	Blot M8×16	8.8-Zn.D
11	2	GB/T 93	弹簧垫圈 8	Spring Washer 8	Zn.D
12	1	820-0200007	挡板	Locking board	
13	1	GB/T 5783A	螺栓 M10□ 100	Blot M10×100	8.8-Zn.D
14	2	GB/T 5783A	螺栓 M10□ 80	Blot M10×80	8.8-Zn.D
15	5	GB/T 97.1	垫圈 10	Washer 10	Zn.D
16	1	820-0200011	限位块	Position block	
	1	828-0250000	转向头总成	Steering Head assembly	包括序号17,19(Include 17,19)
17	1	828-0201000	转向头	Steering Head	
18	适量	828-0200015	隔垫片	Washer	
19	2	828-0200004	衬套	Bush	
20	1	828-0200006	动臂缸销轴	Shaft Pin	
21	1	828-0200001	动臂销轴	Shaft Pin	
22	4	GB/T 91	开口销 □ 2□ 25	Cotter Pin □ 2×25	Zn.D
23	4	GB/T 6179	型六角开槽螺母 M10	Nut M10	Zn.D
24	4	GB/T 6170	螺母 M10	Nut M10	Zn.D
25	4	GB/T 31.1	六角头螺杆带孔螺栓 M10□ 90	Bolt M10×90	8.8-Zn.D
26	1	828-0200012a	偏转缸前销轴	Shaft Pin	
27	1	828-0200002	承重垫圈	Washer	

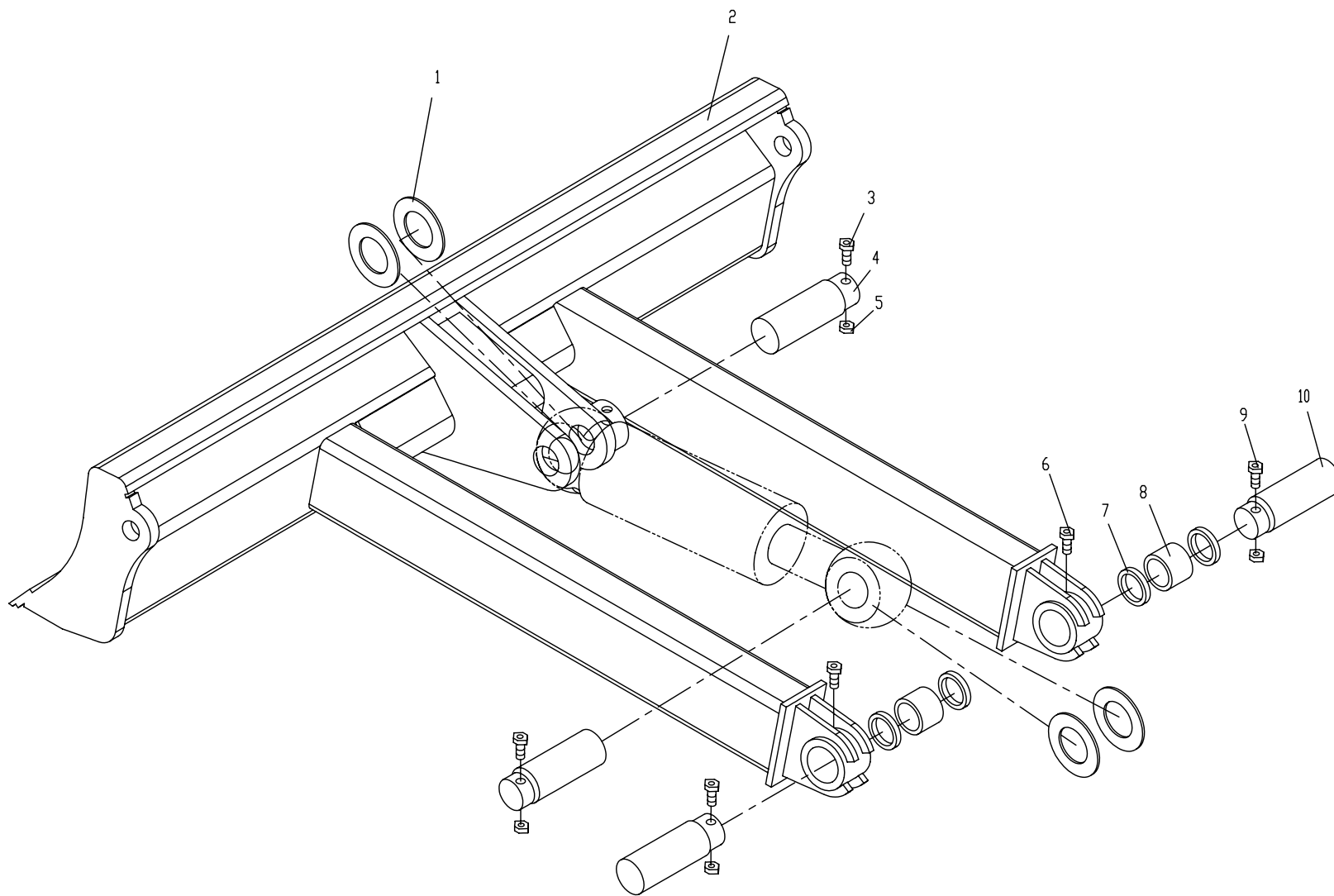
02.1.1 回转平台(适用825机型) SLEWING PLATFORM (APPLY TO 825 TYPE)



## 02.1.1 回转平台 (适用825机型) SLEWING PLATFORM (APPLY TO 825 TYPE)

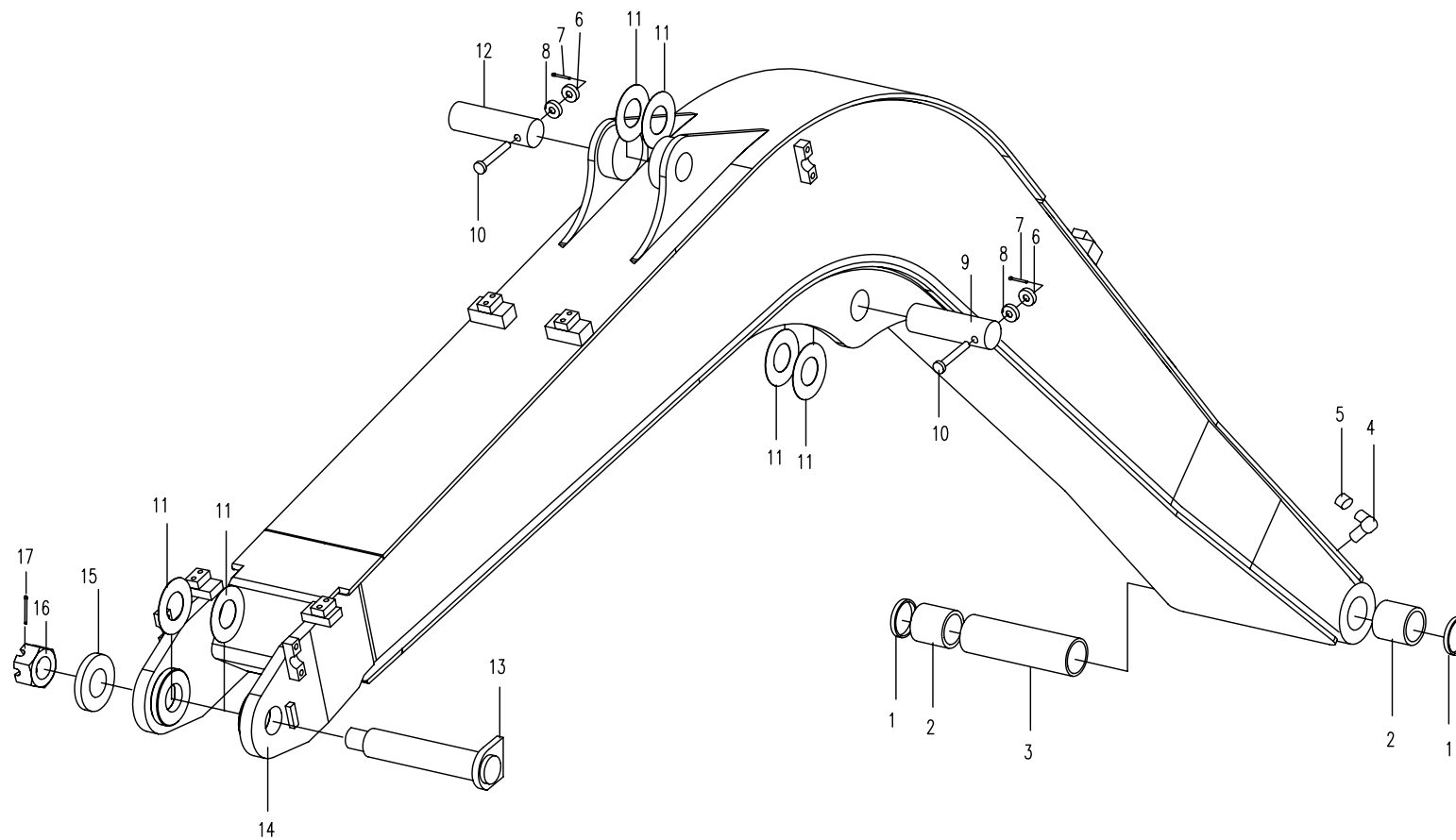
序号 Nb.	数量 Quantity	代号 Code	名称 Description		备注 Remark
28	1	828-0200003	上销轴	Shaft Pin	
29	3	820-0205001	油杯接头	Duct Juncture	Zn.D
30	6	GB/T 6171	螺母 M10□ 1	Nut M10×1	Zn.D
31	1	820-0205100	连接管	Rubber Pipe Assembly	
32	1	828-0200008	右前封底板	Right-front Cover Board	
33	1	828-0204000	右后封底板组件	Right-rear Cover Board	
34	1	828-0200007	偏转缸后销轴	Shaft Pin	
35	2	GB/T 5783A	螺栓 M16□ 60	Blot M16×60	8.8-Zn.D
36	2	GB/T 93	弹簧垫圈 16	Spring Washer 16	Zn.D
37	2	GB/T 97.1	垫圈 16	Washer 16	Zn.D
38	1	825-0200004	平衡重	Counter Weight	
39	1	828-0200011	中封底板	Middle Cover Board	
40	1	820-0208000	漏斗	Filler	
41	1	820-0200013	螺塞	Screw Plug	
42	1	820-0206100	连接管	Rubber Pipe Assembly	
43	2	820-0206001	管接头	Duct Juncture	Zn.D
44	1	820-0207100	连接管	Rubber Pipe Assembly	
45	1	825-0200003	拨叉板	Locking-board	
46	1	825-0200001	底封板	Bottom Cover Board	
47	1	828-0200014a	左前封底板	Left-front Cover Board	
48	24	GB/T 93	弹簧垫圈 10	Spring Washer 10	Zn.D
49	24	GB/T 5783A	螺栓 M10□ 25	Blot M10×25	8.8-Zn.D
50	1	828-0205000	左后封底板组件	Left-rear Cover Board	
51	5	GB/T 7940.1	油杯M10□ 1	Grease Cup M10×1	Zn.D
52	24	GB/T 96	大垫圈10	Biger Washer 10	Zn.D

03.1.1 推土装置 (适用825、825A机型) DOZER EQUIPMENT (APPLY TO 825,825A TYPE)



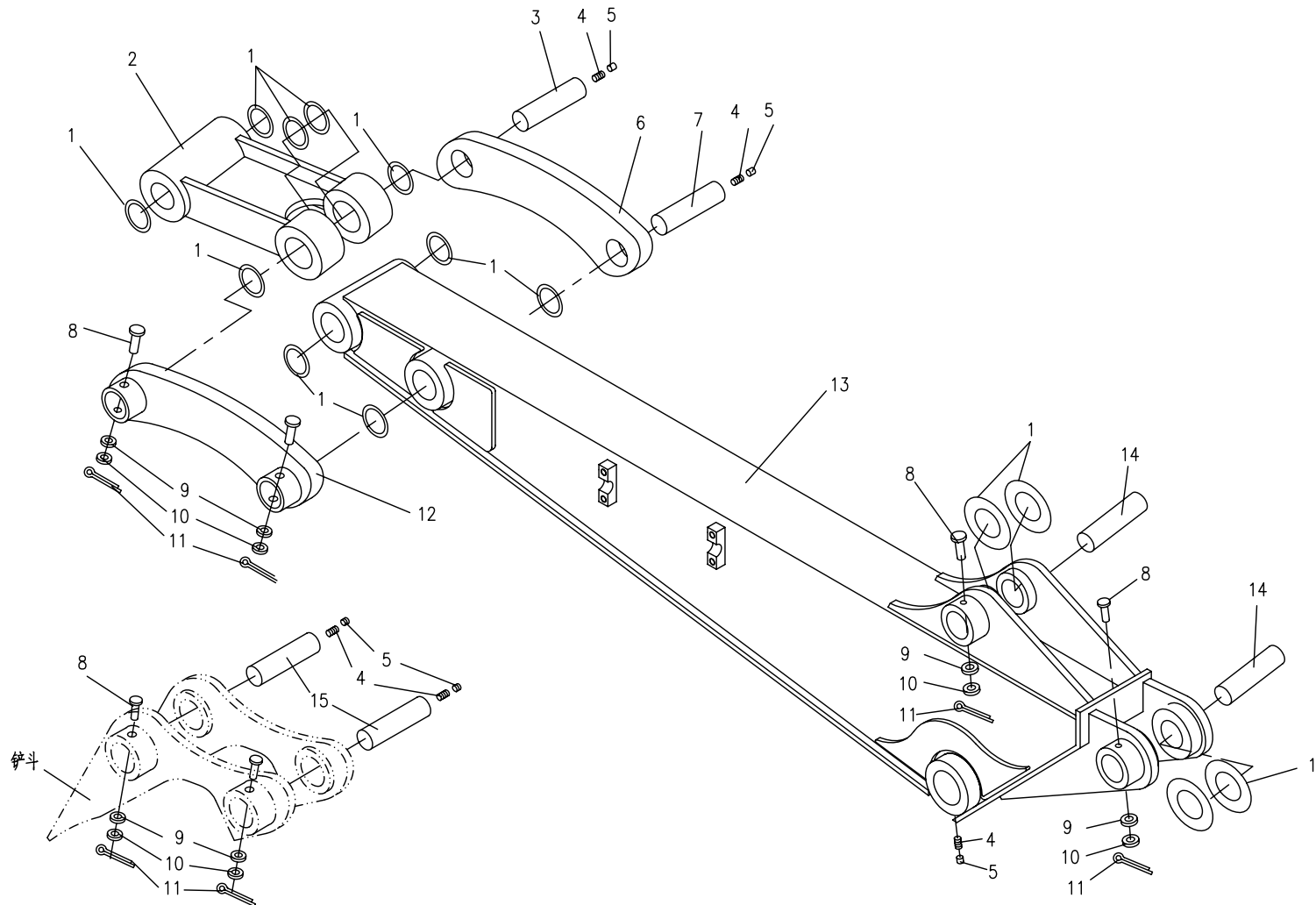


04.1.1 工作装置1(适用825、825A机型) WORKING EQUIPMENT 1(APPLY TO 825,825A TYPE)





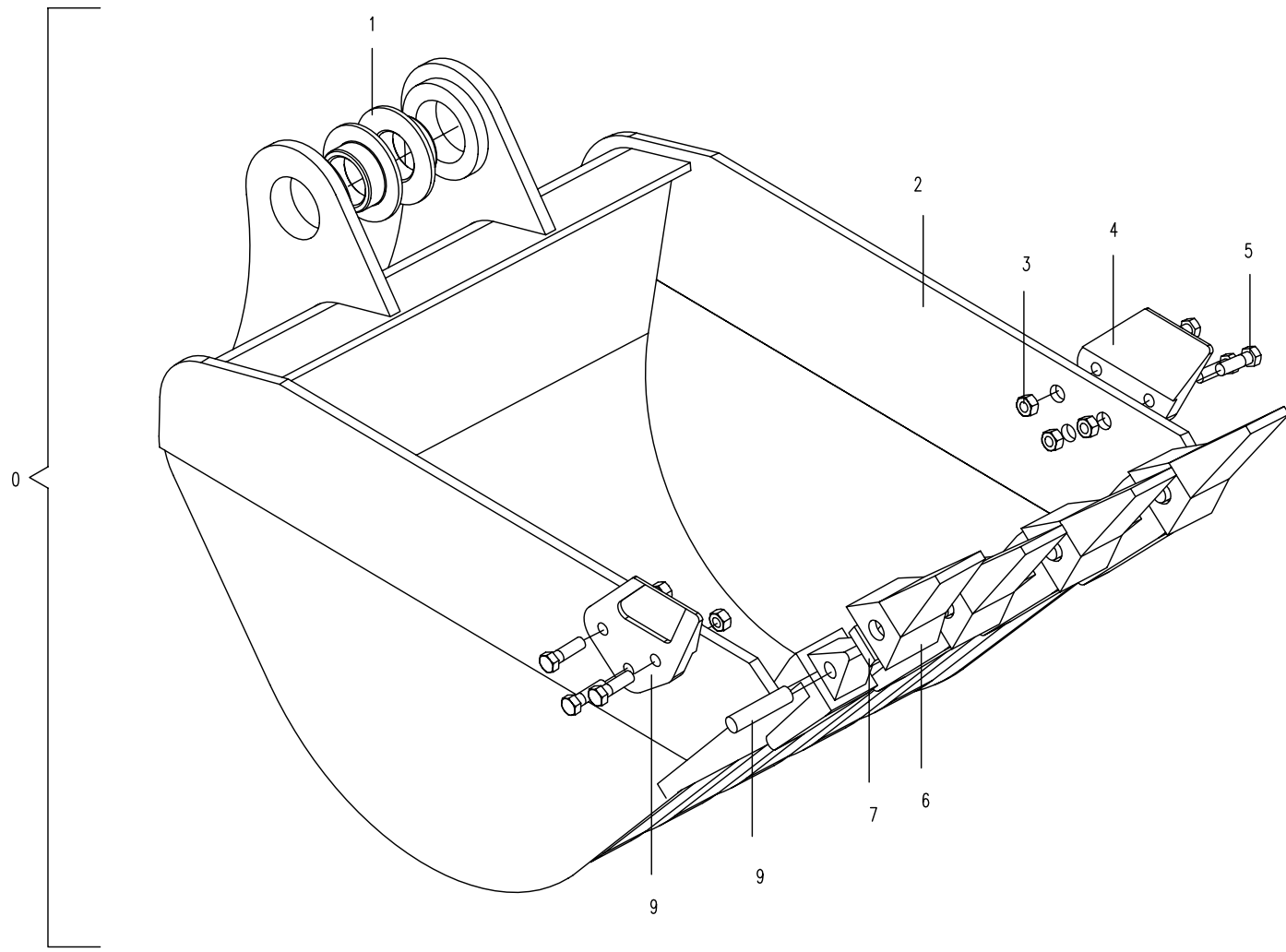
04.2.1 工作装置2(适用825,825A机型) WORKING EQUIPMENT 2 (APPLY TO 825,825A TYPE)







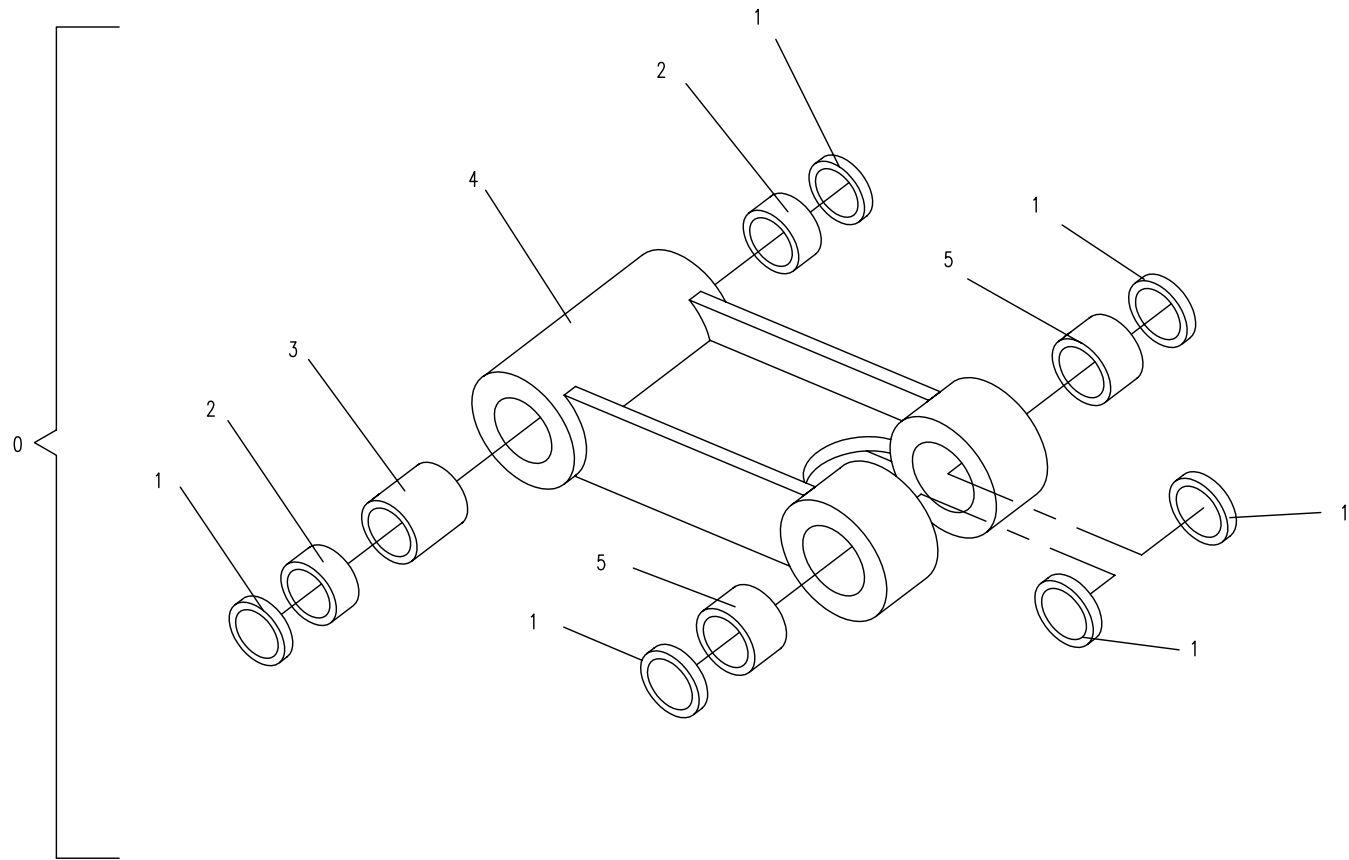
04.3.1 工作装置3(适用825,825A机型) WORKING EQUIPMENT 3 (APPLY TO 825,825A TYPE)





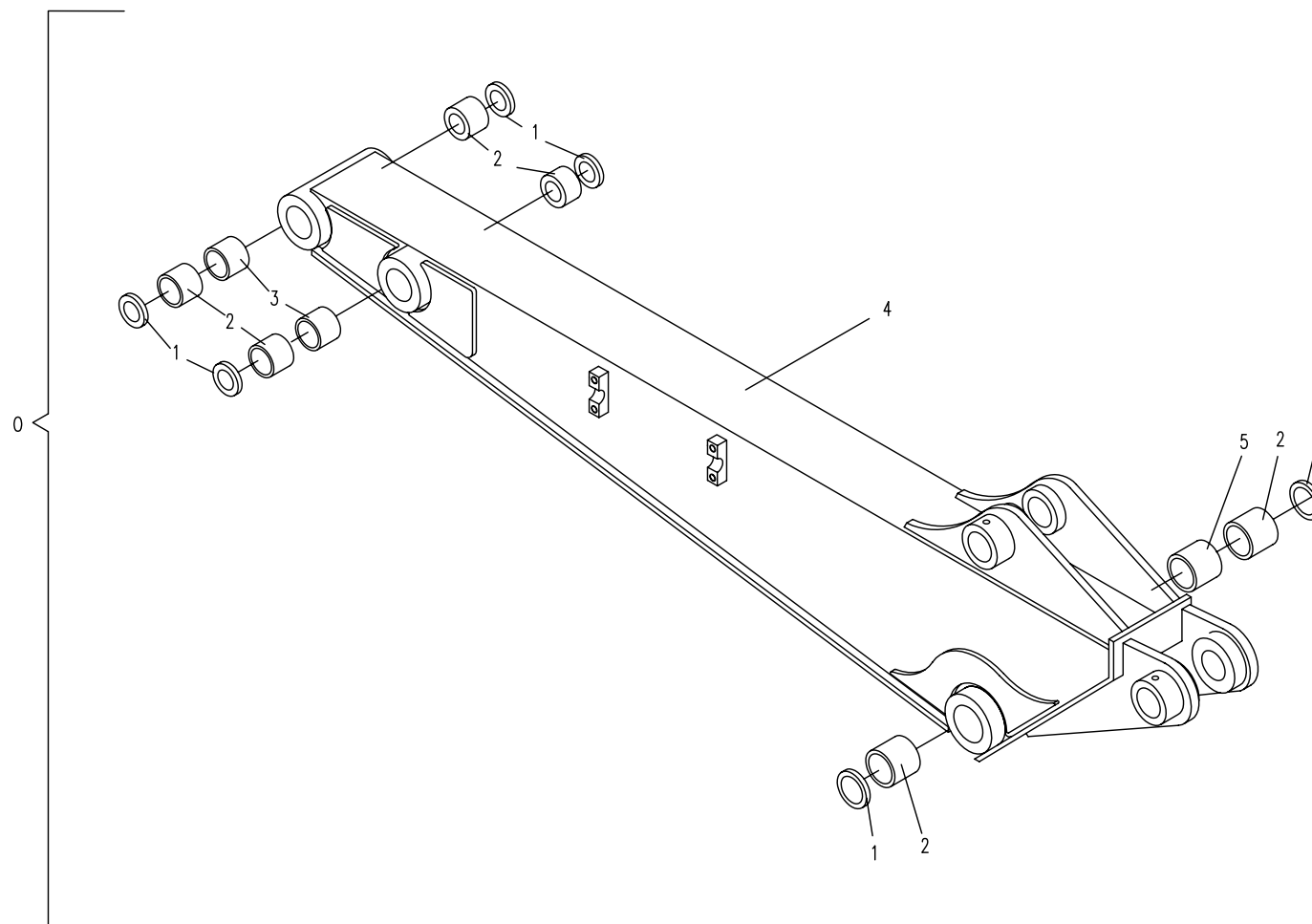
04.4.1 工作装置4(适用825,825A机型) WORKING EQUIPMENT 4 (APPLY TO 825,825A TYPE)

---



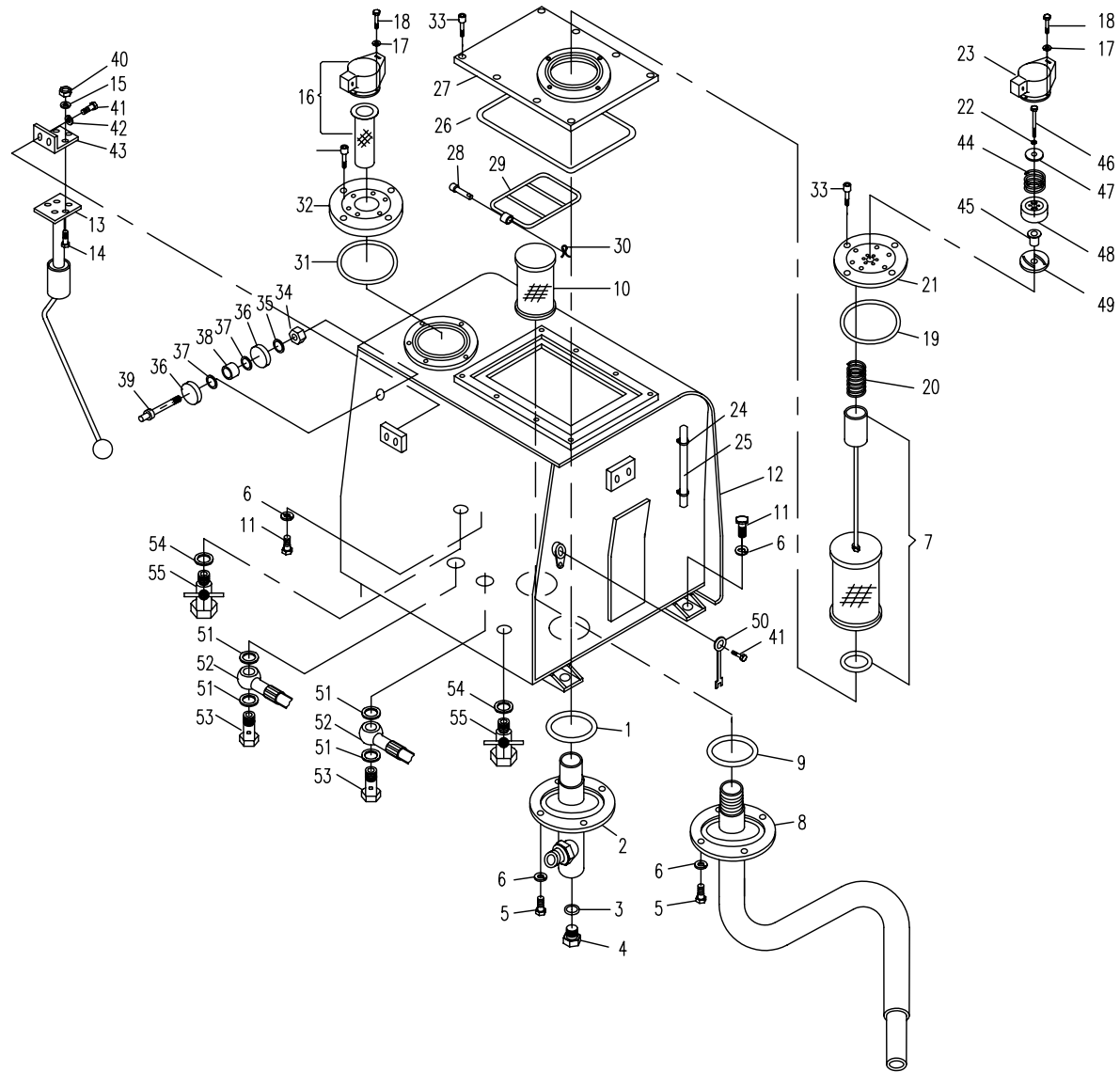


04.5.1 工作装置5(适用825,825A机型) WORKING EQUIPMENT 5 (APPLY TO 825,825A TYPE)





05.1.1 平台部分液压系统1(适用825、825A机型) HYDRAULIC SYSTEM FOR PLATFORM 1 (APPLY TO 825,825A TYPE)

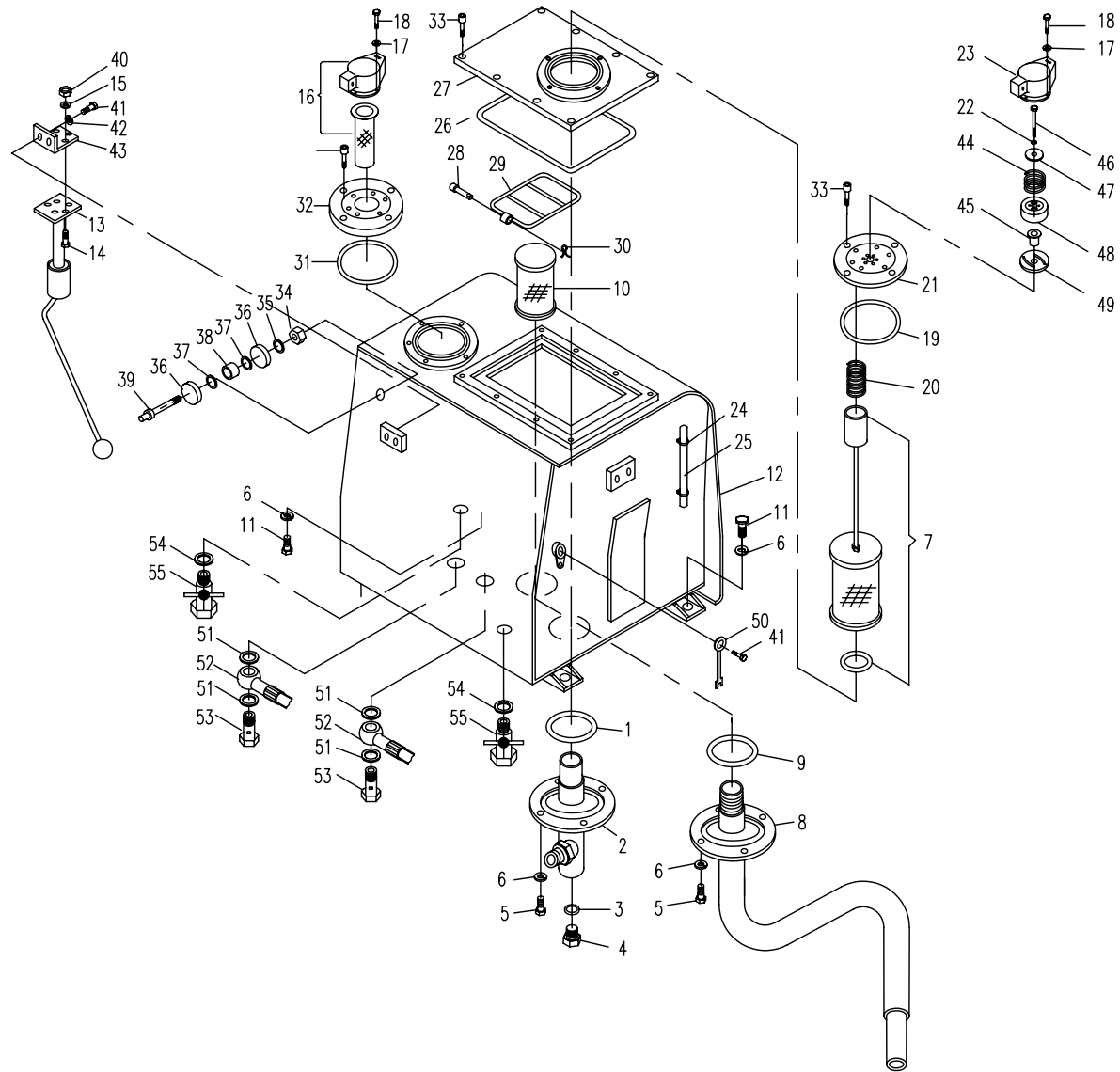




## 05.1.1 平台部分液压系统1 (适用825、825A机型) HYDRAULIC SYSTEM FOR PLATFORM 1 (APPLY TO 825,825A TYPE)

序号 Nb.	数量 Quantity	代号 Code	名称 Description		备注 Remark
1	1	GB/T 3452.1	O形密封圈60×5.3	“O”seal ring65×5.3	
2	1	830H-0501200a	油箱入口法兰总成	Oil -return flange assembly	
3	1	ISO 286	组合垫圈18	Conbinatory washer 18	
4	1	820-0502001	螺塞	Screw plug	
5	8	GB/T 5783A	螺栓M10×25	Bolt M10×25	8.8-Zn.D
6	8	GB/T 93	垫圈10	Washer 10	Zn.D
7	1	830D-0501600	回油滤油器总成	Oil -return filter assembly	
8	1	825-0508200	油箱出口法兰总成	Oil -out flange assembly	
9	1	GB/T 3452.1	O形密封圈75×5.3	“O”seal ring75x5.3	
10	1	820-0502400	吸油滤油器总成	Oil -intake flange assembly	
11	4	GB/T 5783A	螺栓M10×20	Bolt M10×20	8.8-Zn.D
12	1	825-0508100	油箱体	Oil box body	
13	1	820-0502600	燃油油位传感器总成	Fuel level sensor assembly	
14	5	GB/T 5783A	螺栓M5×16	Bolt M5×16	8.8-Zn.D
15	5	GB/T 93	垫圈5	Washer 5	Zn.D
16	1	860-1205300	燃油箱空气滤清器	Fuel tank air filter and cleaner	
17	8	GB/T 93	垫圈4	Washer 4	Zn.D
18	8	GB/T 5783A	螺栓M4×12	Bolt M4×12	8.8-Zn.D
19	1	GB/T 3452.1	O形密封圈132×2.65	“O”seal ring132x2.65	
20	1	820-0502002	弹簧	Spring	
21	1	830D-0501400	加油法兰盖总成	Oil inlet flange assembly	
22	1	GB/T 93	垫圈6	Washer 6	Zn.D
23	1	830D-0501500	液压油空气滤清器	Hydraabc oil tank air cleaner assembly	
24	1	JB/ZQ 3777	喉箍13-20	Hoop 13-20	Zn.D
25	1	830D-0501011	油标管	Oil stuk pipe	
26	1	GB/T 3452.1	O形密封圈260×5.3	“O”seal ring280x5.3	
27	1	825-0508300	盖板总成	Cover assembly	
28	1	GB/T 882	销轴 B 8×26	Shaft B8×26	Zn.D

05.1.1 平台部分液压系统1(适用825、825A机型) HYDRAULIC SYSTEM FOR PLATFORM 1 (APPLY TO 825,825A TYPE)

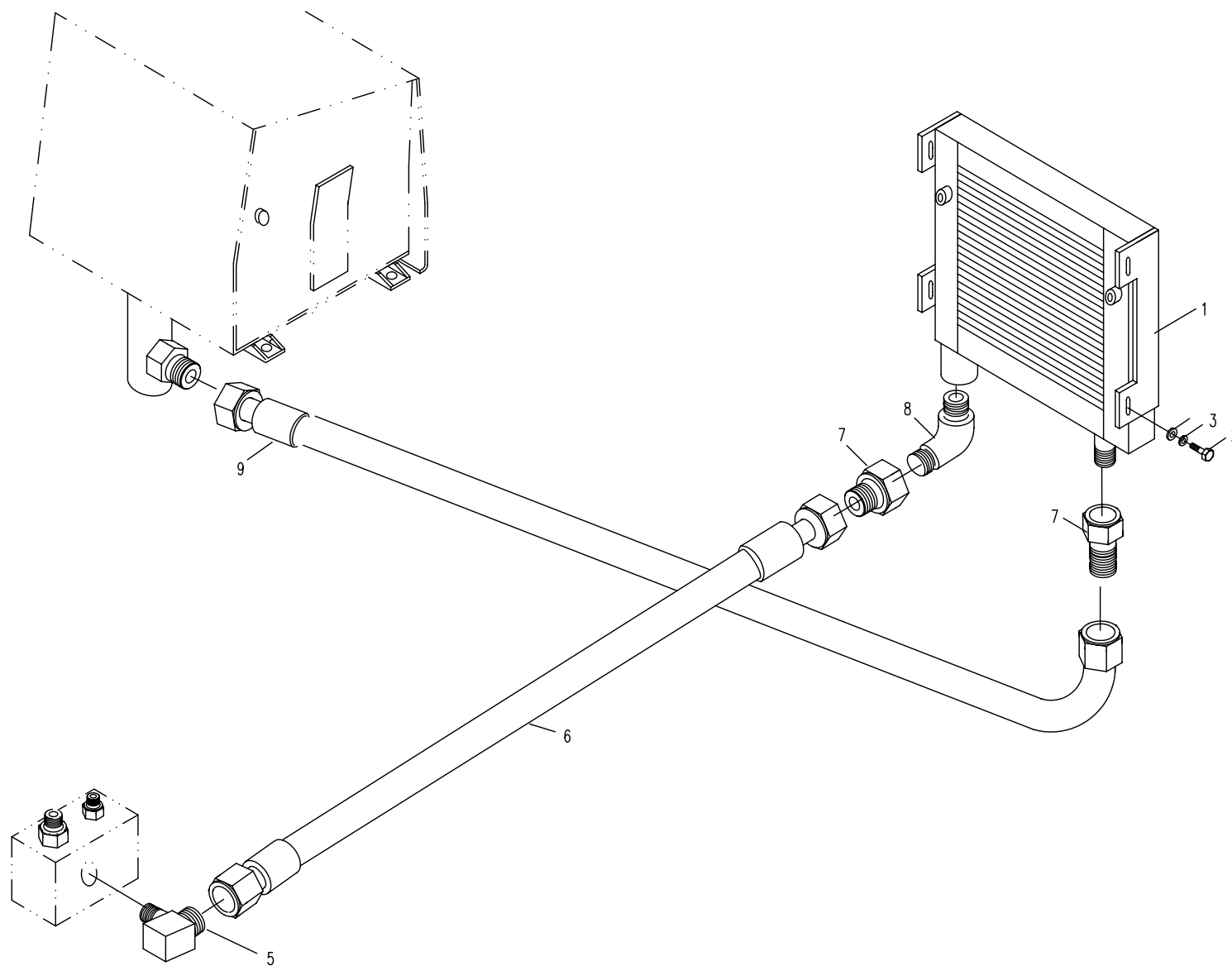


## 05.1.1 平台部分液压系统1 (适用825、825A机型) HYDRAULIC SYSTEM FOR PLATFORM 1 (APPLY TO 825,825A TYPE)

序号 Nb.	数量 Quantity	代号 Code	名称 Description		备注 Remark
29	1	820-0503300	盖	Cover	
30	1	830D-0501006	弹性销	Cotter pin2×16	
31	1	GB/T 3452.1	O形密封圈 118□ 2.65	“O”seal ring118×2.65	
32	1	830D-0501002	法兰	Flange	
33	16	GB/T 70.1	螺钉M8□ 16	Bolt M8×16	8.8-Zn.D
34	1	GB/T 6172.1	螺母M5	Nut M5	8-Zn.D
35	1	GB/T 97.1	垫圈 5	Washer 5	Zn.D
36	2	830D-0501005	垫圈	Washer	
37	2	820-0502003	圆形密封圈	Airproof ring	
38	1	820-0502005	绝缘管	Insulated pipe	
39	1	830D-0501003	接线柱	Connection pole	
40	1	GB/T 6170	螺母M5	Nut M5	8-Zn.D
41	3	GB/T 5783A	螺栓M6□ 16	Bolt M6×16	8.8-Zn.D
42	2	GB/T 93	垫圈 6	Washer 6	Zn.D
43	1	820-0502007	传感器连接座	Connecting plate	
44	1	860-0513204	弹簧	Spring	
45	1	860-0513203	橡胶阀片	Rubber valve kit	
46	1	GB/T 5783A	螺栓M6□ 45	Bolt M6×45	8.8-Zn.D
47	1	860-0513205	弹簧座	Spring seat	
48	1	860-0513202	阀体	Valve body	
49	1	860-0513201	橡胶垫	Rubber mat	
50	1	830D-0501004	线束	Wiring harness	
51	4	820-8500002	密封垫	Sealed mat	
52	2	830D-0501008	出油接管	Pipe	
53	2	820-8500001	铰接螺栓	Link bolt	
54	2	860-1205005	胶垫圈	Rubber mat	
55	2	860-1205600	放油阀	Vent fuel(oil) valve	

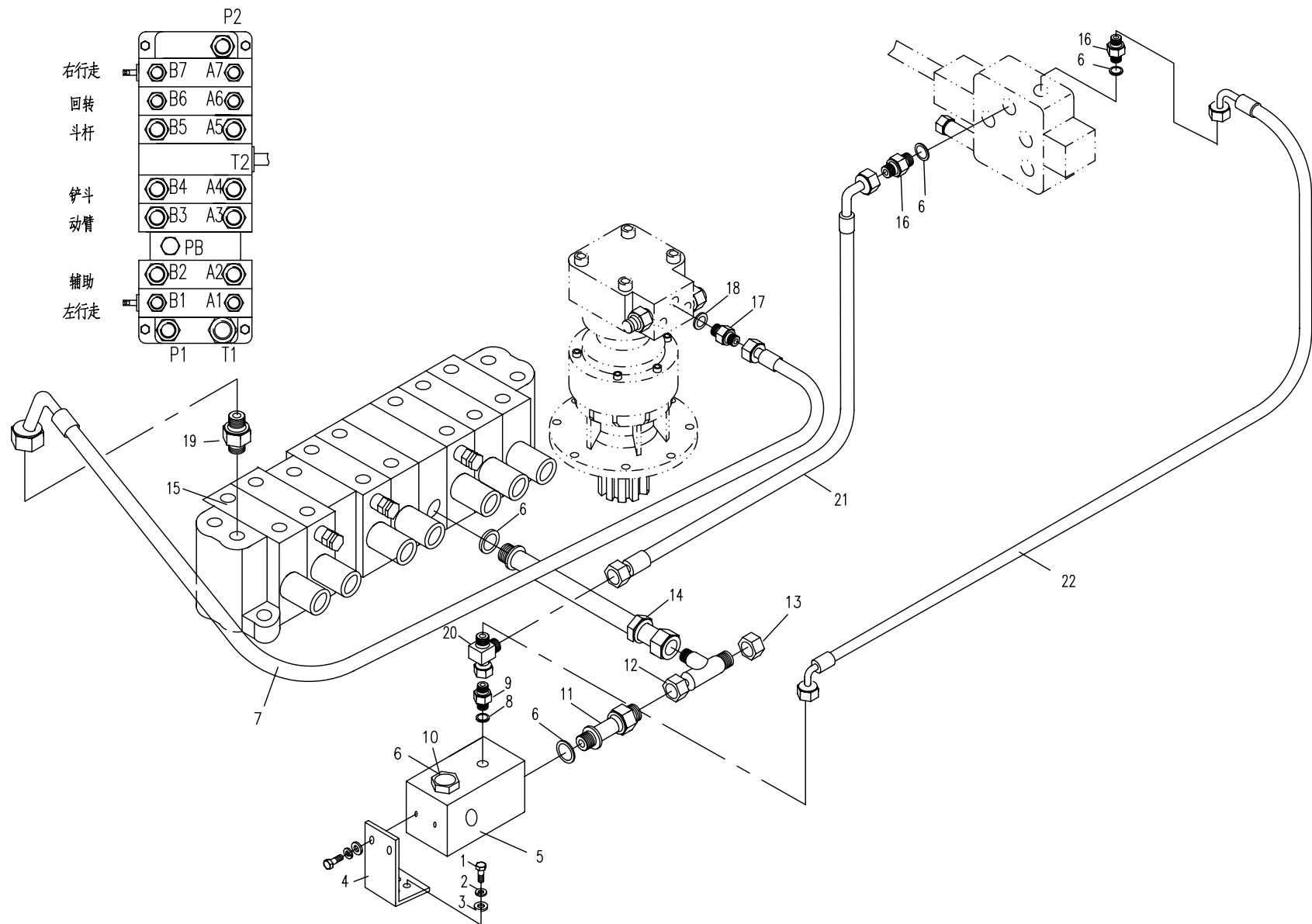
05.2.1

平台部分的液压系统2(适用825、825A机型) HYDRAULIC SYSTEM FOR PLATFORM 2(APPLY TO 825,825A TYPE)





05.3.1 平台部分的液压系统 3(适用825、825A机型) HYDRAULIC SYSTEM FOR PLATFORM 3 (APPLY TO 825,825A TYPE)



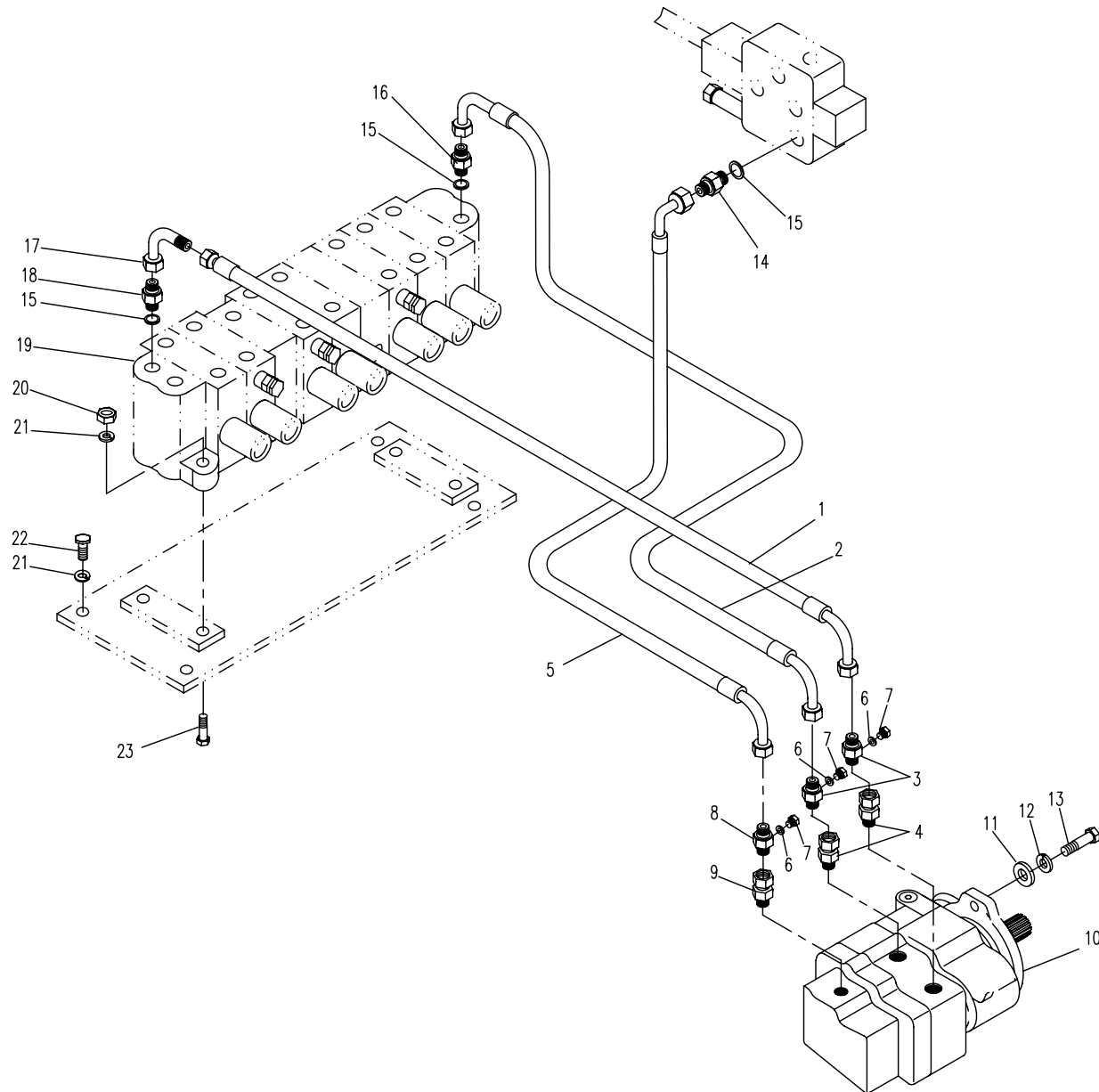
05.3.1 平台部分的液压系统 3 (适用825、825A机型) HYDRAULIC SYSTEM FOR PLATFORM 3 (APPLY TO 825,825A TYPE)

序号 Nb.	数量 Quantity	代号 Code	名称 Description		备注 Remark
1	4	GB/T 5783A	螺栓 M8×16	Bolt M8×16	8.8-Zn.D
2	4	GB/T 93	垫圈 8	Washer 8	Zn.D
3	4	GB/T 97.1	垫圈 8	Washer 8	Zn.D
4	1	830E-0501003	支板	Supporting plate	
5	1	825-0501000	多通接头	Joint body	
6	5	ISO 286	组合垫圈 22	Conbinatory washer 22	
7	1	825-0522000	胶管总成	Rubber pipe assembly	
8	1	ISO 286	组合垫圈 18	Conbinatory washer 18	
9	1	820-0500031	直接头	Bolt joint	
10	1	830-0500004	螺塞	Screw plug	
11	1	830B-0507001	管接头	Pipe joint	
12	1	830D-0518000	三通接头	Tee joint	
13	1	825-0521000	油堵总成	Plug	
14	1	830H-0516000	回油直管	Return pipe	
15	1	825-0522000	回油胶管总成	Rubber pipe assembly	
16	2	820-0500023	直接头	Bolt joint	
17	1	820-0500041	直接头	Bolt joint	
18	1		O形密封圈 13.6X2.4	"O" seal ring 13.6X2.4	丁腈橡胶
19	1	825-0500015	直接头	Bolt joint	
20	1	855-8535000	三通接头	Tee joint	
21	1	830D-0512000	胶管总成	Rubber pipe assembly	
22	1	825-0516000	胶管总成	Rubber pipe assembly	

05.4.1

平台部分的液压系统4(适用825、825A机型)

HYDRAULIC SYSTEM FOR PLATFORM 4(APPLY TO 825,825A TYPE)

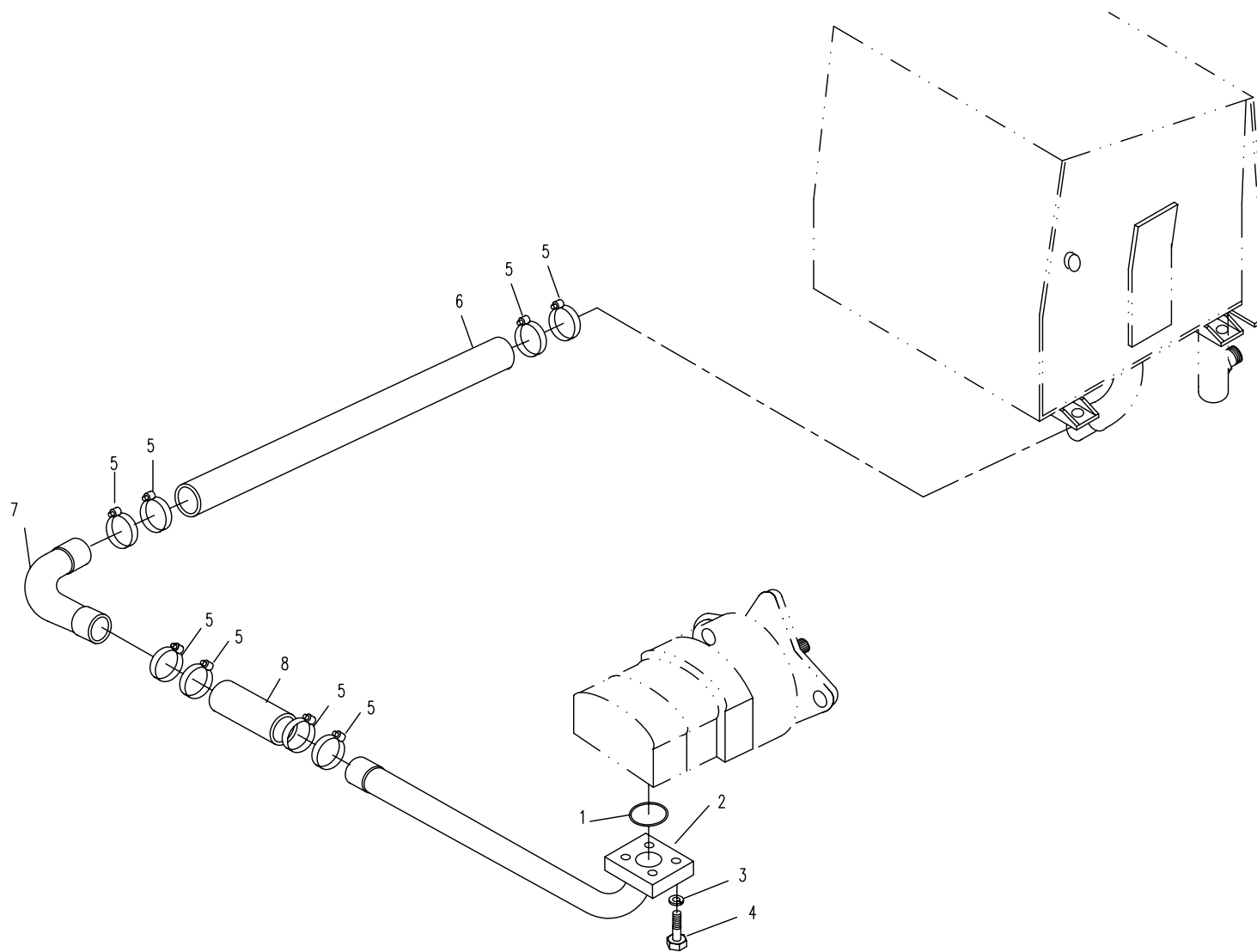




05.4.1 平台部分的液压系统 4 (适用825、825A机型) HYDRAULIC SYSTEM FOR PLATFORM 4 (APPLY TO 825,825A TYPE)

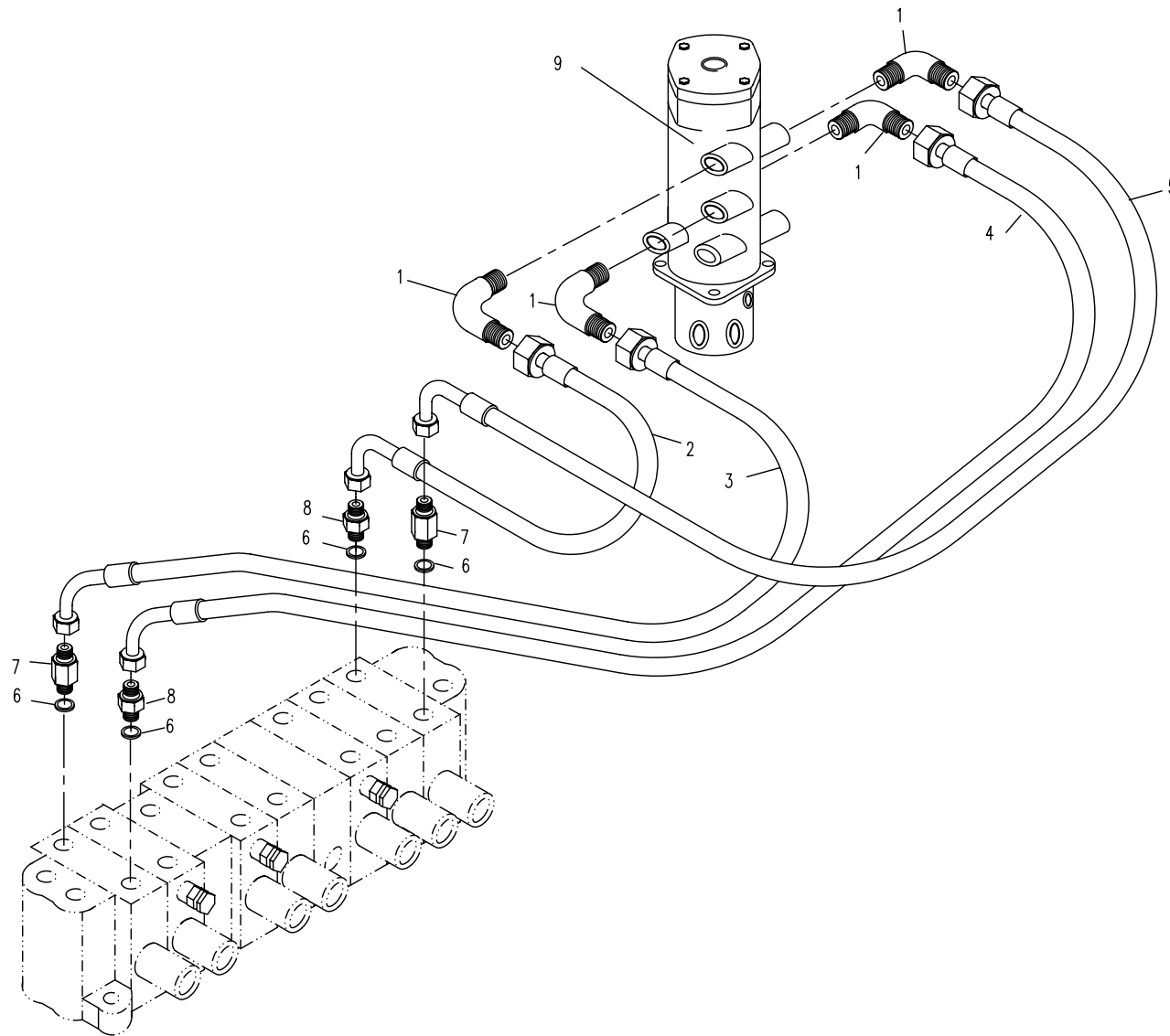
序号 Nb.	数量 Quantity	代号 Code	名称 Description		备注 Remark
1	1	828-0513000	胶管总成	Rubber pipe assembly	
2	1	828-0512000	胶管总成	Rubber pipe assembly	
3	2	828-0500007	带测压口接头	Bolt joint	
4	2	825-0500005	内外螺纹直接头	Bolt joint	
5	1	828-0523000	胶管总成	Rubber pipe assembly	
6	3	ISO 286	组合垫圈10	Combinatory washer 10	
7	3	820-0500004	螺塞	Screw plug	
8	1	828-0500006	带测压口接头	Bolt joint	
9	1	828-0500009	内外螺纹直接头	Bolt joint	
10	1	825-0509000	变量柱塞泵	Pump	
11	2	GB/T 97.1	垫圈12	Washer 12	Zn.D
12	2	GB/T 93	垫圈12	Washer 12	Zn.D
13	2	GB/T 5783A	螺栓M12×30	Bolt M12×30	8.8-Zn.D
14	1	820-0500023	直接头	Bolt joint	
15	3	ISO 286	组合垫圈22	Combinatory washer 22	
16	1	820-0500009	直接头	Bolt joint	
17	1	830E-0500003	内外螺纹弯接头	Bolt joint	
18	1	820-0500008	直接头	Bolt joint	
19	1	830D-0509000	多路阀	Multi-change valve	
20	4	GB/T 6170	螺母M10	Nut M10	8-Zn.D
21	8	GB/T 93	垫圈14	Washer 14	Zn.D
22	4	GB/T 5783A	螺栓M14×35	Bolt M14×35	8.8-Zn.D
23	4	GB/T 5783A	螺栓M10×35	Bolt M10×35	8.8-Zn.D

05.5.1 平台部分的液压系统 5(适用825,825A机型) HYDRAULIC SYSTEM FOR PLATFORM 5(APPLY TO 825,825A TYPE)



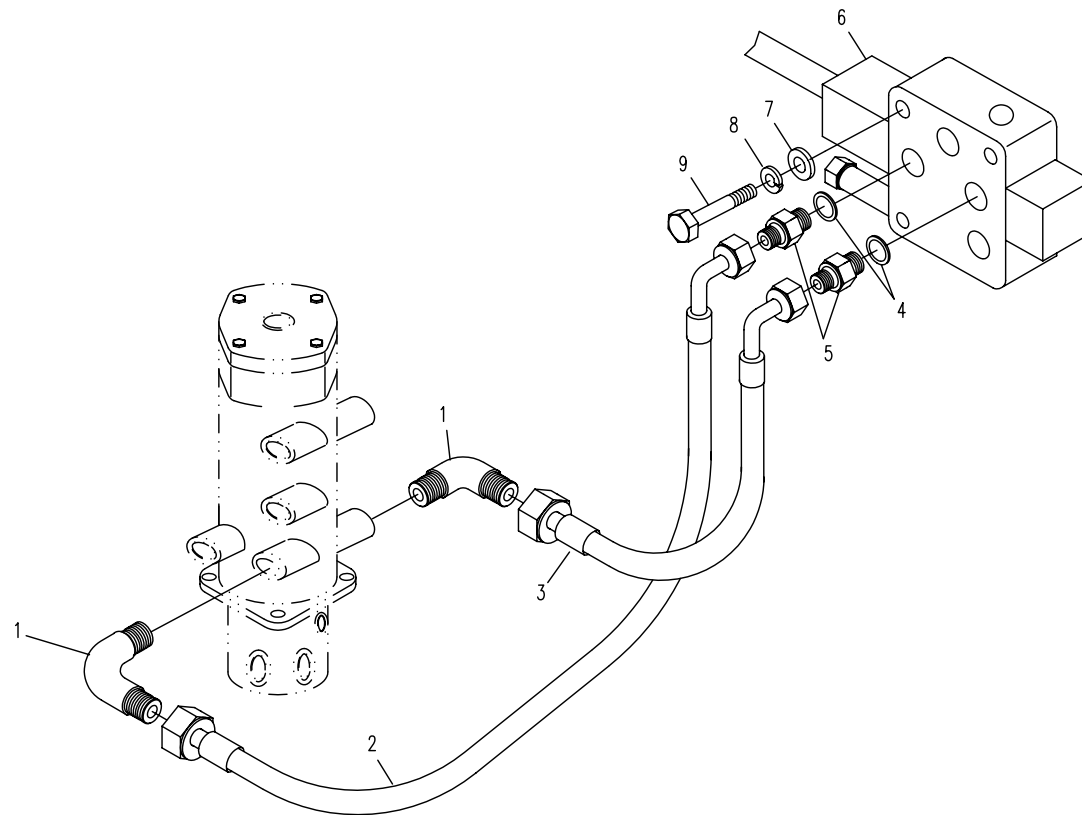


05.6.1 平台部分的液压系统6(适用825、825A机型) HYDRAULIC SYSTEM FOR PLATFORM 6 (APPLY TO 825,825A TYPE)



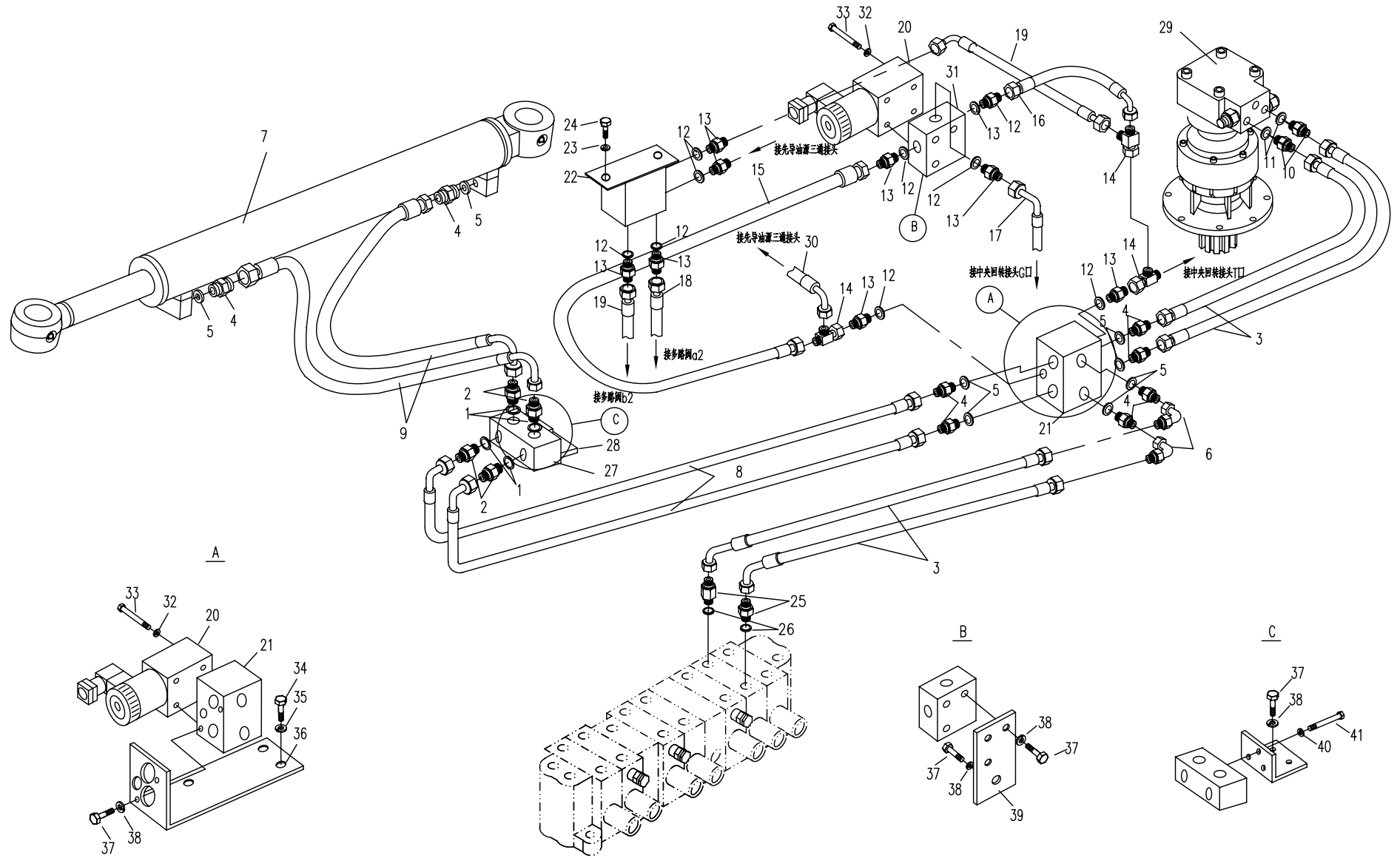


05.7.1 平台部分液压系统7(适用825、825A机型) HYDRAULIC SYSTEM FOR PLATFORM 7(APPLY TO 825,825A TYPE)





05.8.1 平台部分的液压系统8(适用825、825A机型) HYDRAULIC SYSTEM FOR PLATFORM 8 (APPLY TO 825,825A TYPE)

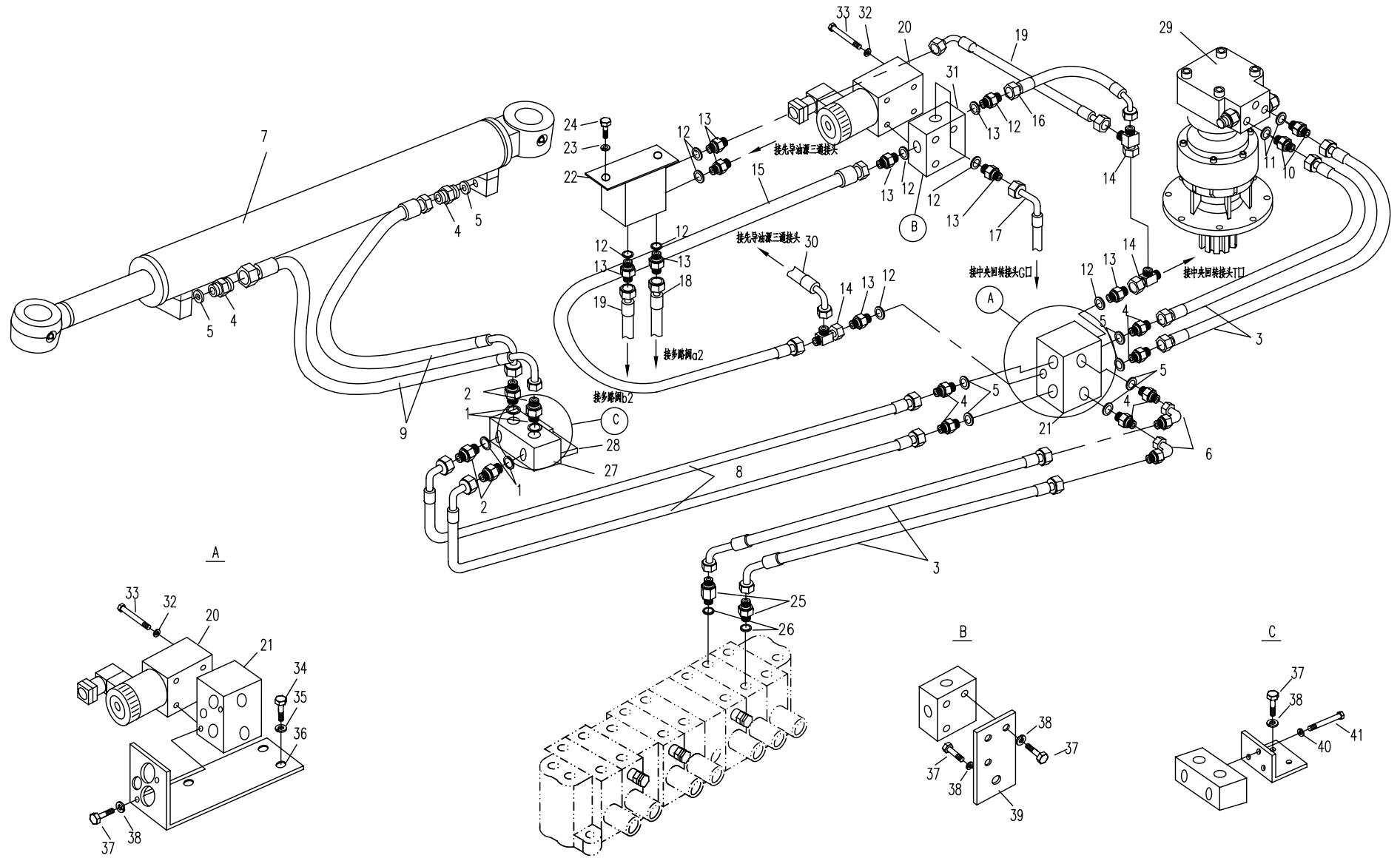




05.8.1 平台部分的液压系统 8 ( 适用825,825A机型 ) HYDRAULIC SYSTEM FOR PLATFORM 8 (APPLY TO 825,825A TYPE)

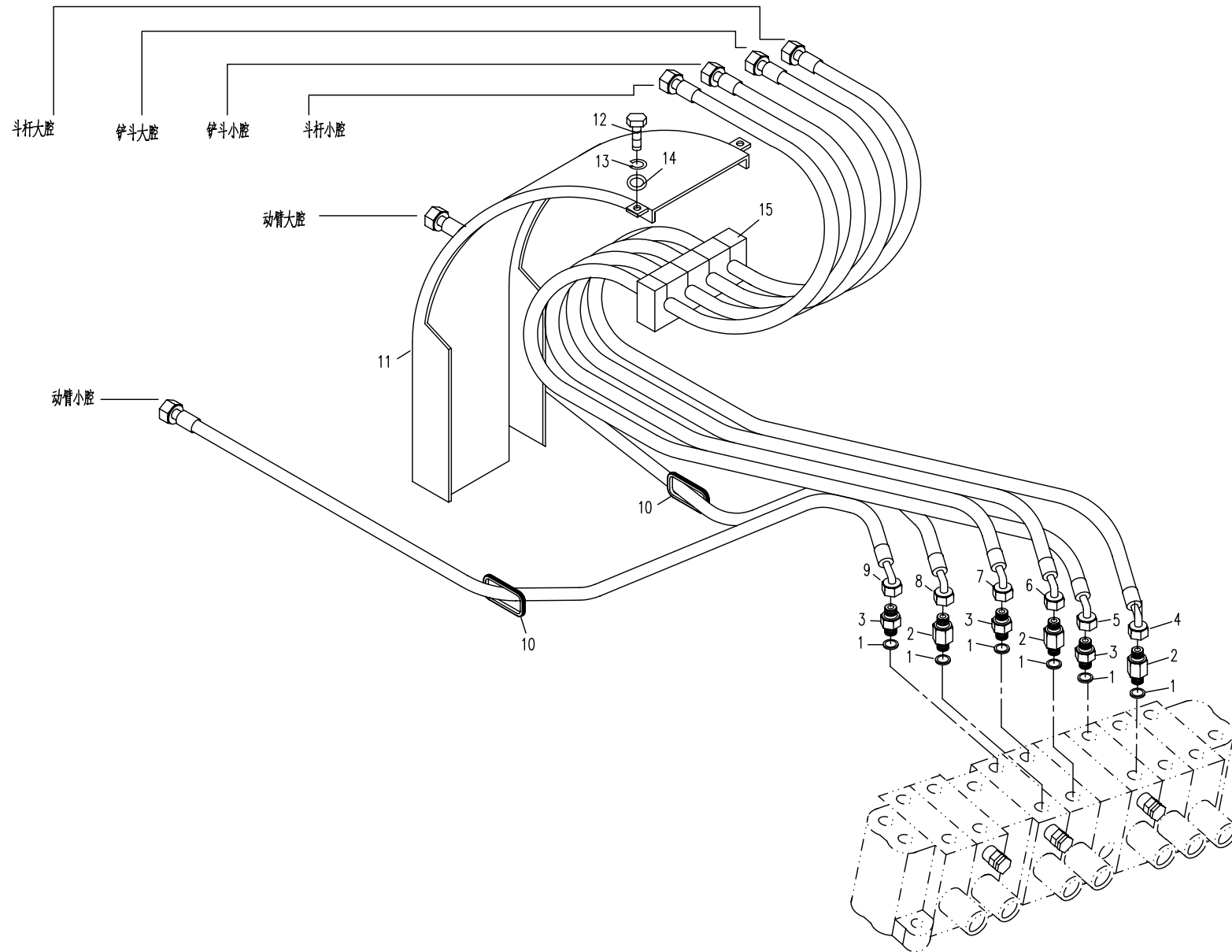
序号 Nb.	数量 Quantity	代号 Code	名称 Description		备注 Remark
1	4	ISO 286	组合垫圈 18	Conbinatory washer 18	
2	4	820-0500031	直接头	Bolt joint	
3	4	830D-0505000	胶管总成	Rubber pipe assembly	
4	6	820-0500023	直接头	Bolt joint	
5	6	ISO 286	组合垫圈 22	Conbinatory washer 22	
6	2	818B-0500063	90°弯接头	Square joint	
7	1	815-0503000	偏转油缸	Boom offset cylinder	
8	2	830E-0509000	胶管总成	Rubber pipe assembly	
9	2	830E-0502000	胶管总成	Rubber pipe assembly	
10	2	820-0500041	直接头	Bolt joint	
11	2		O形密封圈 13.6x2.4	"O" seal ring 13.6x2.4	丁腈橡胶
12	9	ISO 286	组合垫圈 14	Conbinatory washer 14	
13	9	820-8500004	直接头	Bolt joint	
14	4	850-8502000	三通接头	Tee joint	
15	1	830D-8502000	胶管总成	Rubber pipe assembly	
16	2	830D-8521000a	胶管总成	Rubber pipe assembly	
17	1	850-8516000	胶管总成	Rubber pipe assembly	
18	1	850-8519000	胶管总成	Rubber pipe assembly	
19	2	830-8509000	胶管总成	Rubber pipe assembly	
20	2	T0309-01000	电磁阀	Solenoid valve	
21	1	T0308-01000	两位六通换向阀	Reversing valve	
22	1	860A-8535100	推土先导阀	Dozer pilot valve	
23	2	GB/T 93	垫圈 8	Washer 8	Zn.D
24	2	GB/T 70.1	螺钉 M8×25	Bolt M8×25	8.8-Zn.D
25	2	ISO 286	组合垫圈 22	Conbinatory washer 22	
26	2	820-0500023	直接头	Bolt joint	
27	1	830-0504000	液压锁 BYX-95	Hydraulic lock	
28	1	828-0500015	液压锁支架	Hydraulic lock bracket	

05.8.1 平台部分的液压系统8(适用825、825A机型) HYDRAULIC SYSTEM FOR PLATFORM 8 (APPLY TO 825,825A TYPE)



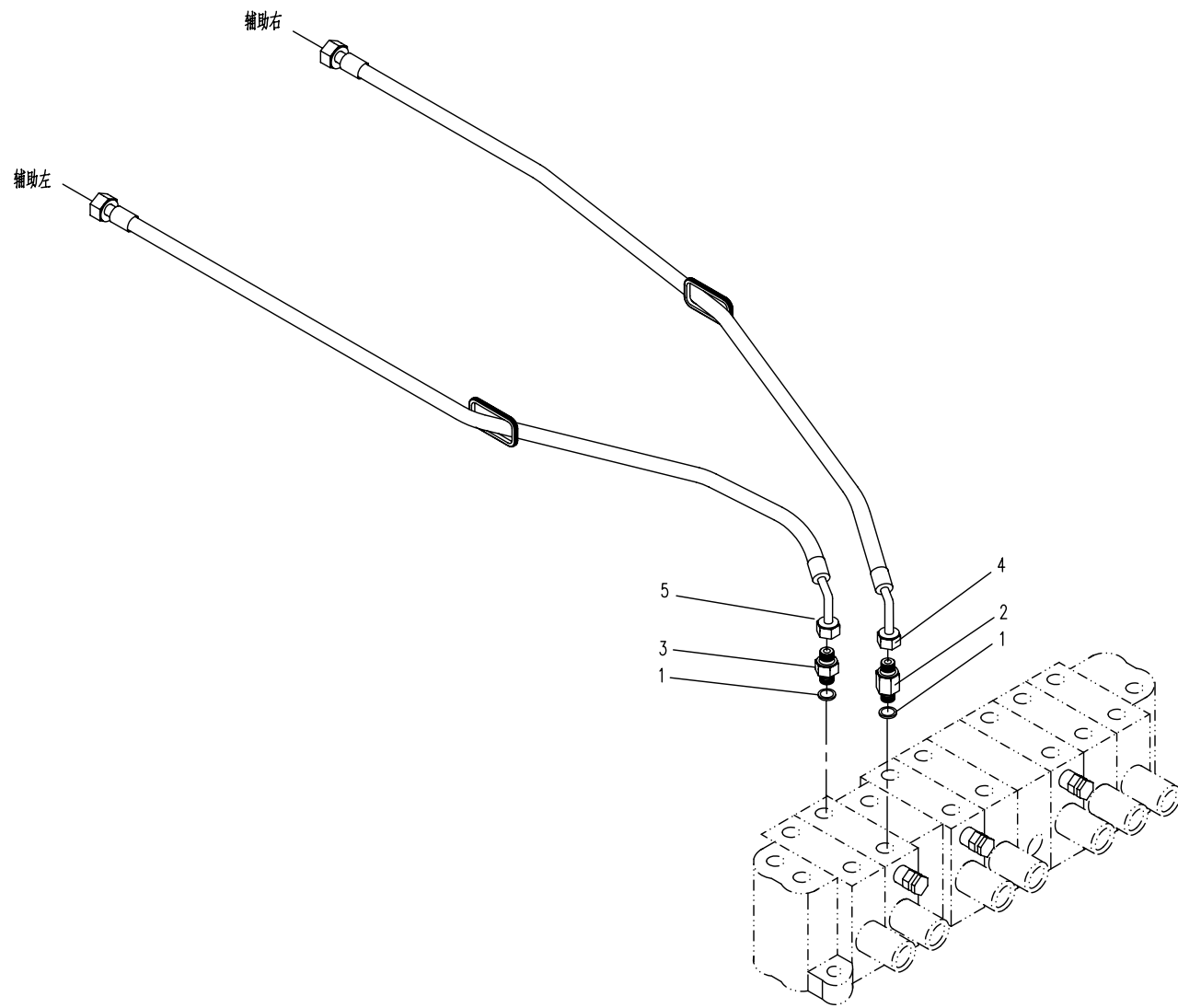


05.9.1 平台部分的液压系统9(适用825、825A机型) HYDRAULIC SYSTEM FOR PLATFORM 9(APPLY TO 825,825A TYPE)



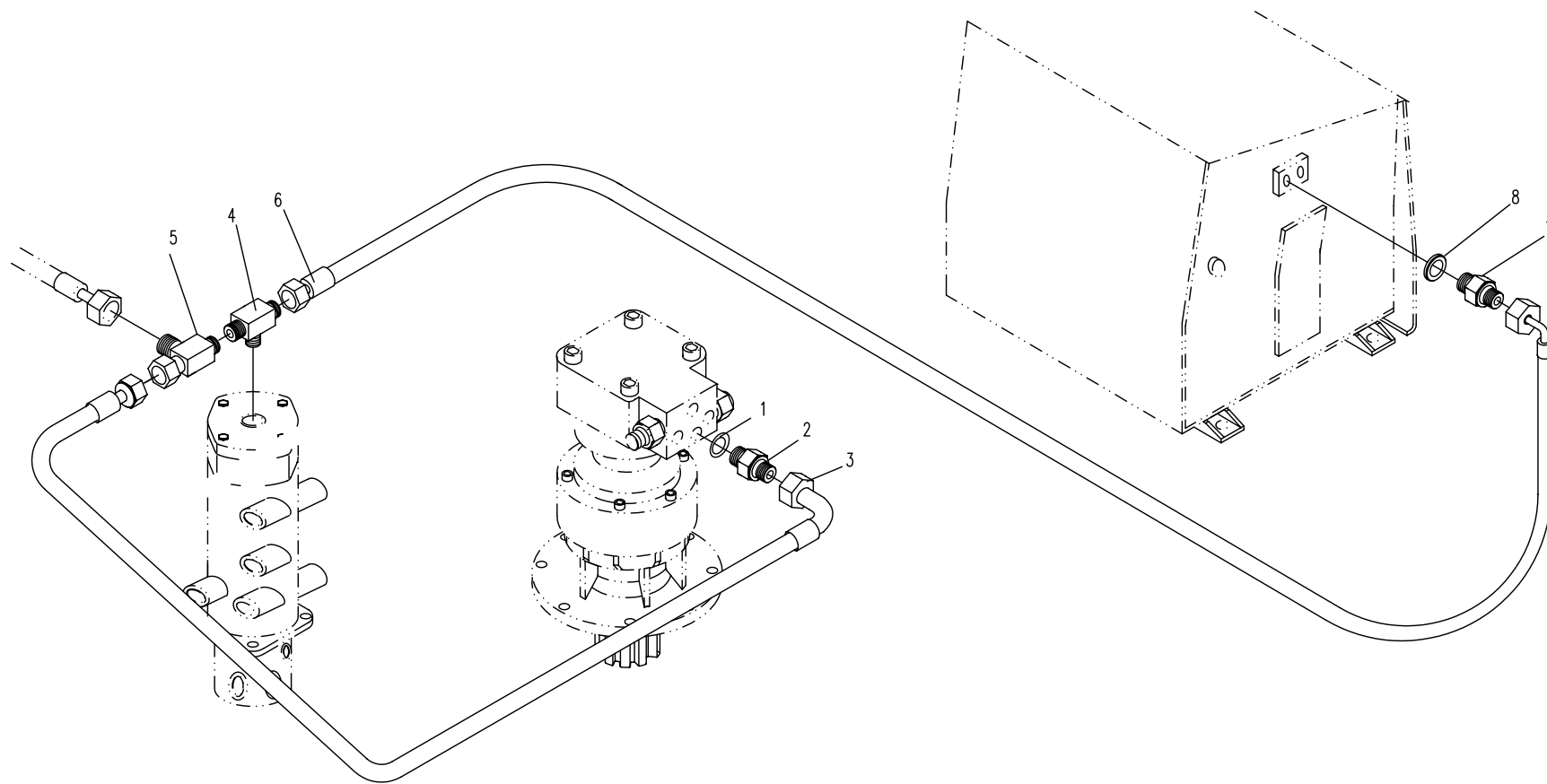


05.10.1 平台部分的液压系统10(适用825、825A机型) HYDRAULIC SYSTEM FOR PLATFORM10 (APPLY TO 825,825A TYPE)





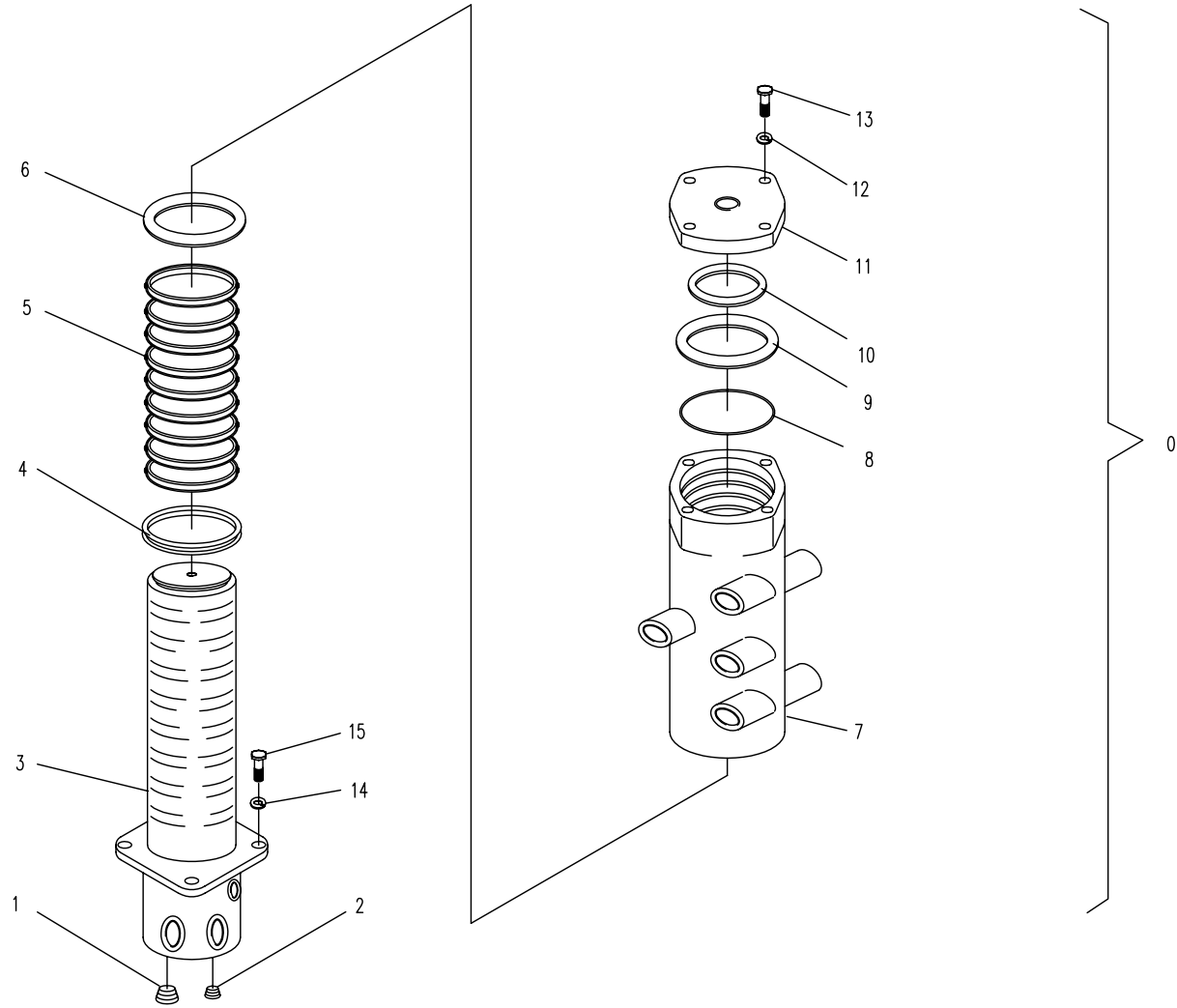
05.11.1 平台部分的液压系统11(适用825、825A机型) HYDRAULIC SYSTEM FOR PLATFORM 11(APPLY TO 825, 825A TYPE)





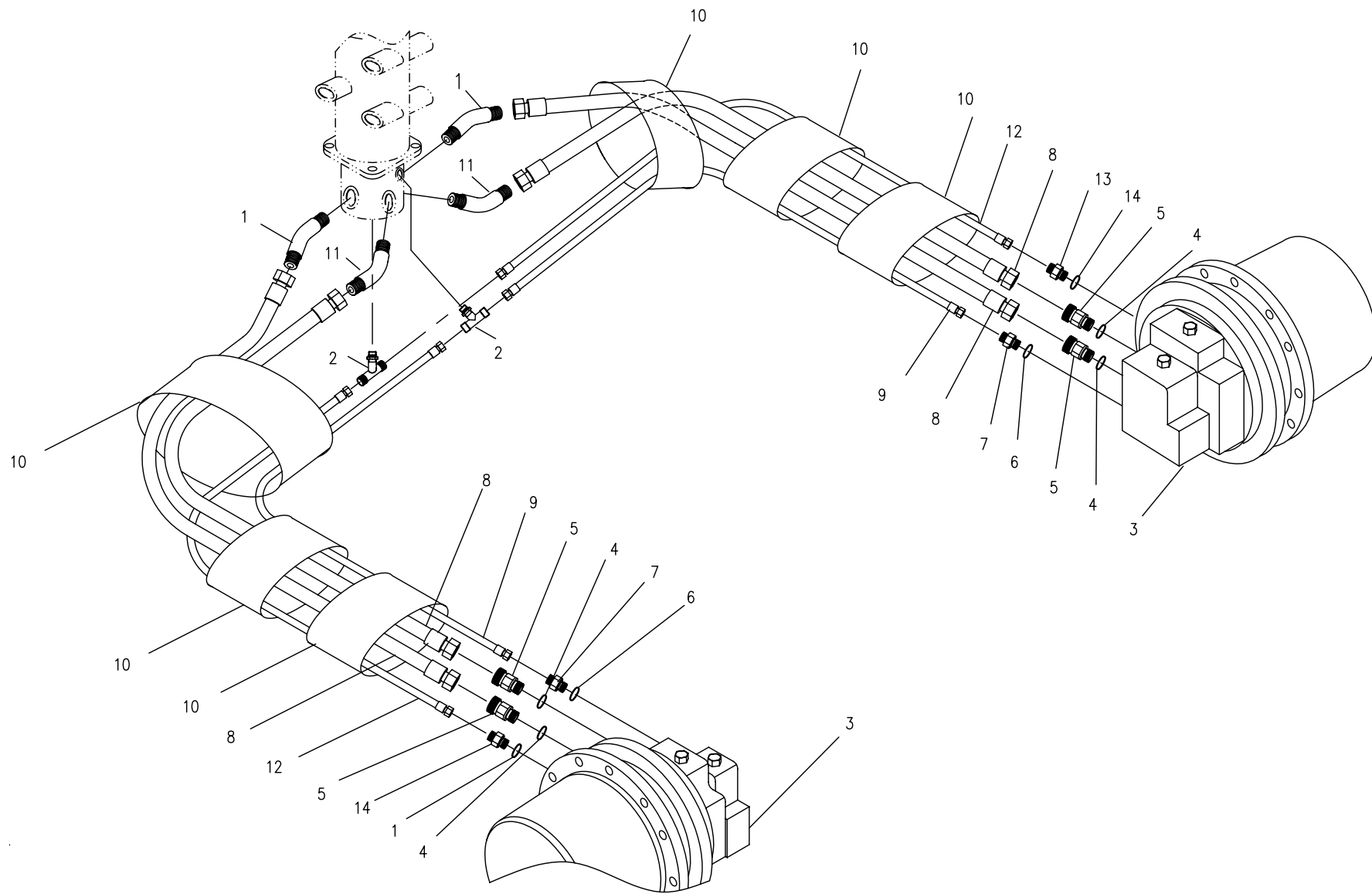


05.12 平台部分的液压系统12(适用825、825A机型) HYDRAULIC SYSTEM FOR PLATFORM 12 (APPLY TO 825,825A TYPE)



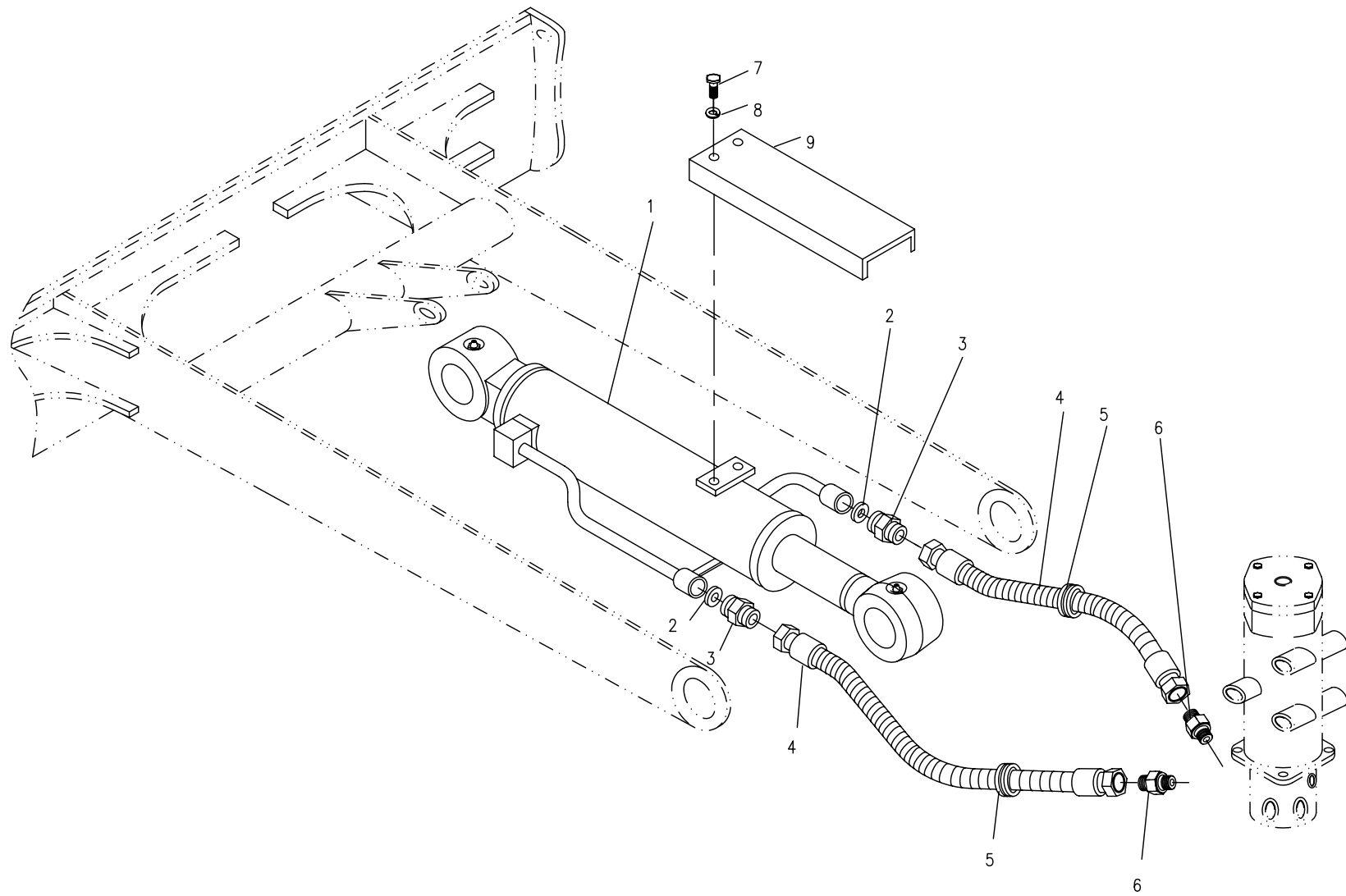


75.1.1 底盘部分的液压系统1(适用825、825A机型) HYDRAULIC SYSTEM FOR CHASSIS 1(APPLY TO 825,825A TYPE)



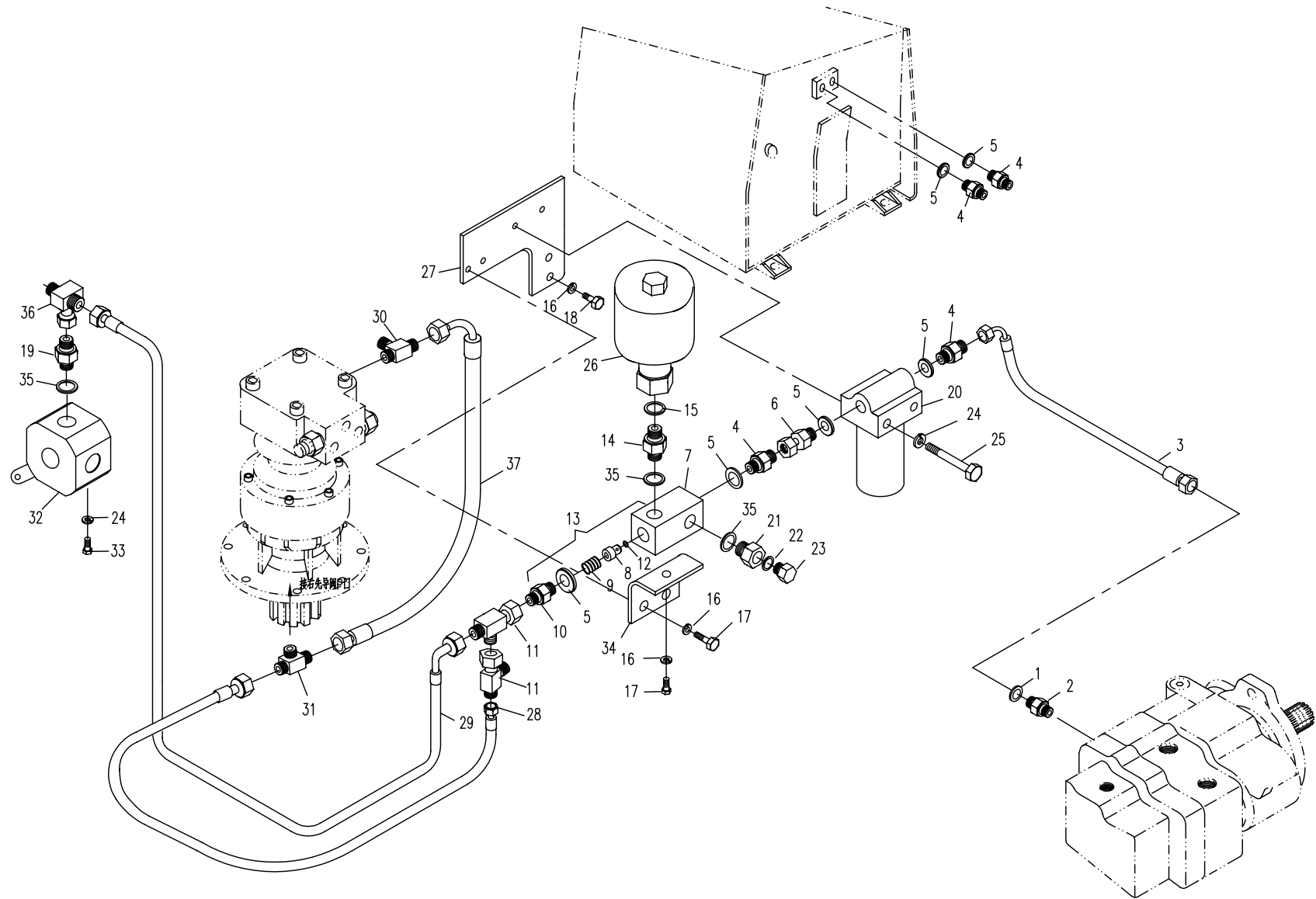


75.2.1 底盘部分的液压系统2(适用825、825A机型) HYDRAULIC SYSTEM FOR CHASSIS 2 (APPLY TO 825,825A TYPE)





85.1.1 先导部分液压系统1(适用825,825A机型)HYDRAULIC SYSTEM FOR PILOT PART 1(APPLY TO 825,825A TYPE)

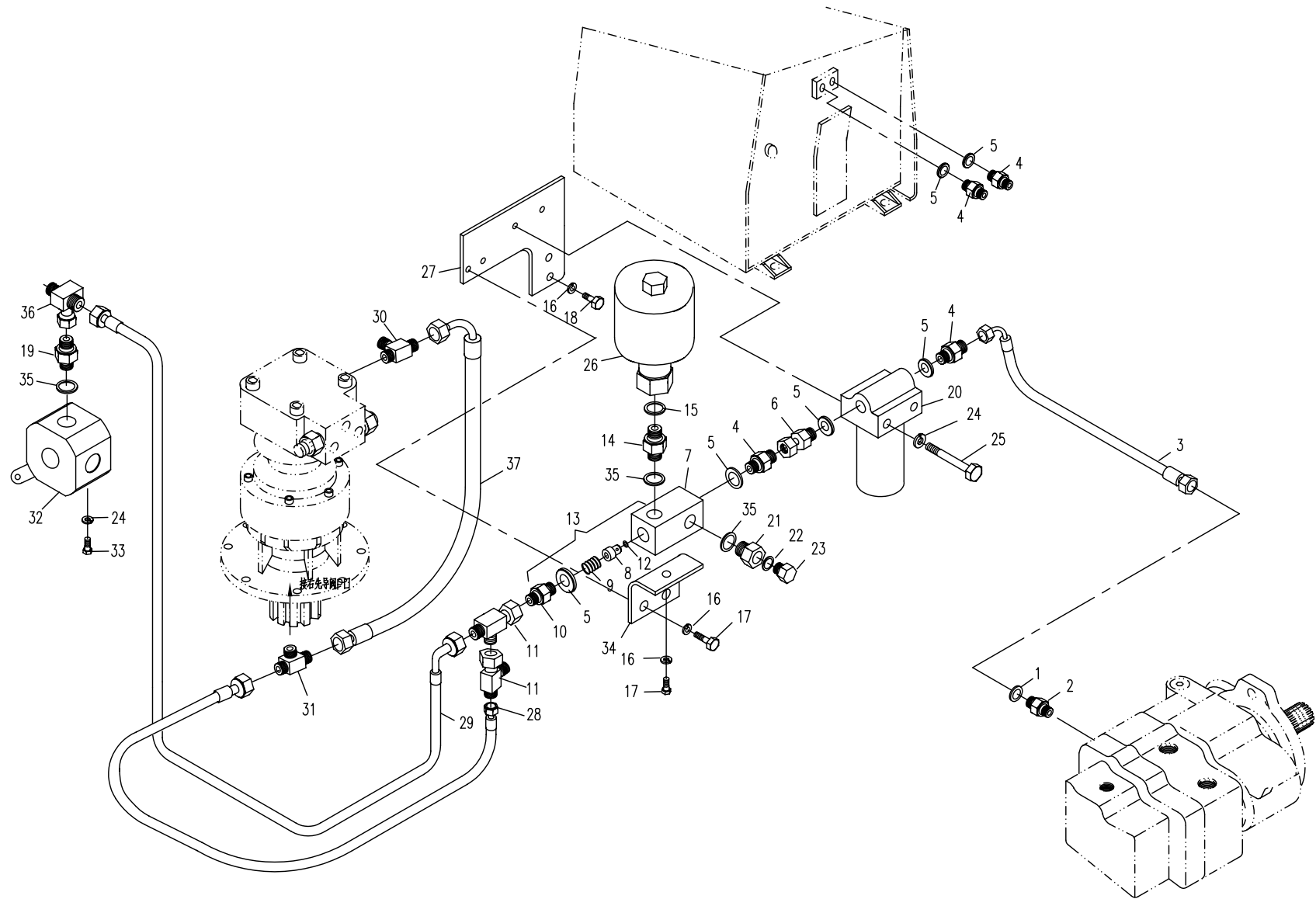




## 85.1.1 先导部分液压系统1 (适用825,825A机型) HYDRAULIC SYSTEM FOR PILOT PART 1(APPLY TO 825,825A TYPE)

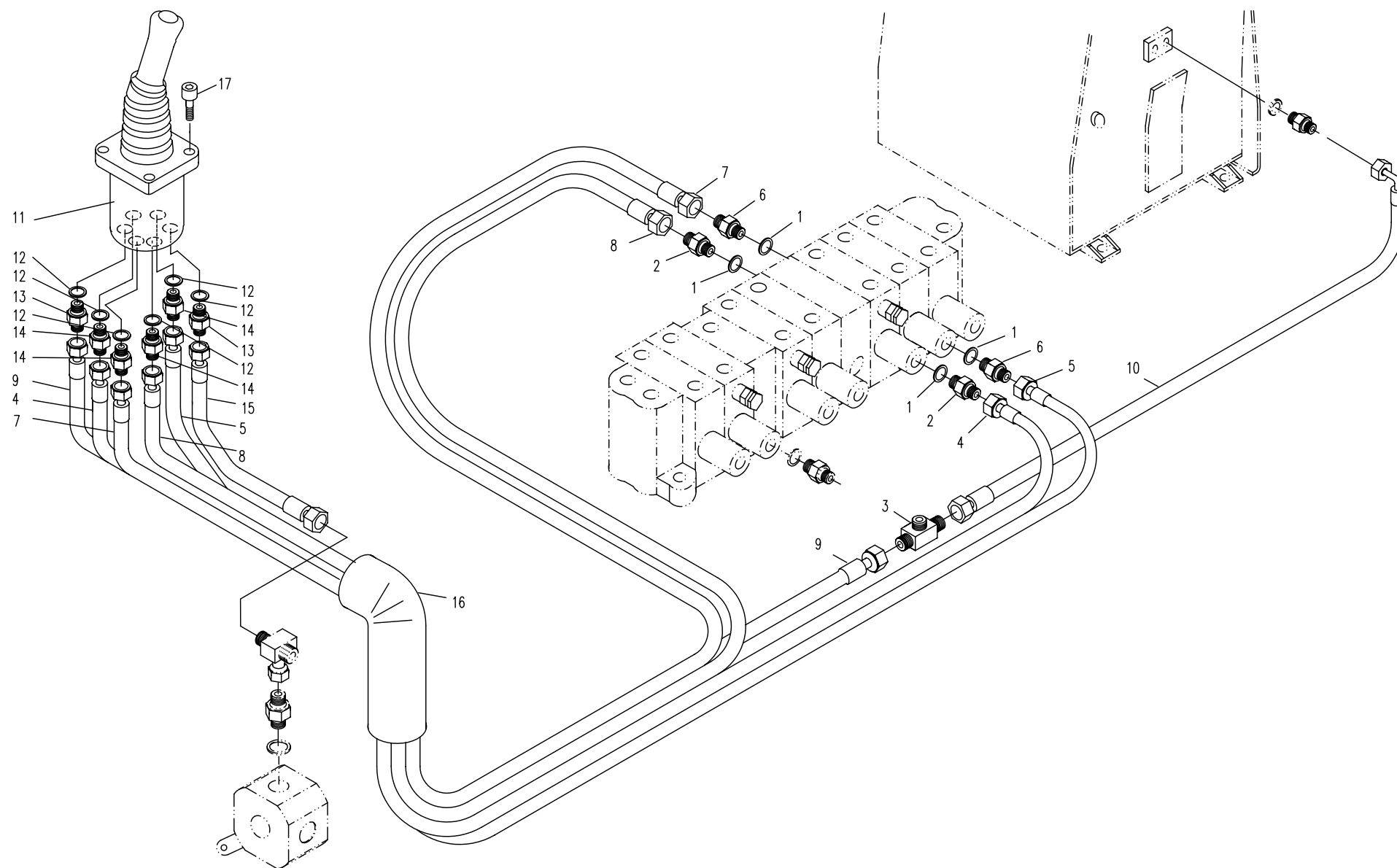
序号 Nb.	数量 Quantity	代号 Code	名称 Description	备注 Remark
1	1		O形密封圈 10.3x2.4	“O”seal ring10.3x2.4 丁腈橡胶
2	1	855-7500002	直接头	Bolt joint
3	1	828-8502000	胶管总成	Rubber pipe assembly
4	3	820-0500003	直接头	Bolt joint
5	6	ISO 286	组合垫圈 18	Combinatory washer 18
6	2	830B-8505000	直接头	Bolt joint
7	1	830B-8504001	单向阀体	Valve body
8	1	830B-8504002	阀芯	Valve core
9	1	830B-8504004	弹簧	Spring
10	1	830B-8504003	直接头	Bolt joint
11	3	850-8502000	三通接头	Tee joint
12	1		O形密封圈 6.5x1.5	“O”seal ring6.5x1.5 丁腈橡胶
13	1	830B-8504000	单向阀	Valve
14	1	830B-8500003	直接头	Bolt joint
15	1	ISO 286	组合垫圈 22	Combinatory washer 22
16	5	GB/T 93	垫圈 10	Washer10 Zn.D
17	3	GB/T 5783A	螺栓M10□ 20	Bolt M10×20 8.8-Zn.D
18	2	GB/T 5783A	螺栓M10□ 35	Bolt M10×35 8.8-Zn.D
19	2	820-8500004	直接头	Bolt joint
20	1	820-8514000	滤油器	Oil filter 见85.5.1
21	1	860A-8500005	直接头	Bolt joint
22	1	ISO 286	组合垫圈 10	Combinatory washer 10
23	1	820-0500004	螺塞	Screw plug
24	2	GB/T 93	垫圈 6	Washer 6 Zn.D
25	2	GB/T 5783A	螺栓M6□ 90	Bolt M6×90 8.8-Zn.D
26	1	820-8544000	蓄能器	Accumulator
27	1	830H-8500001	支承板	Bracket
28	1	830D-8509000a	胶管总成	Rubber pipe assembly

85.1.1 先导部分液压系统1(适用825,825A机型)HYDRAULIC SYSTEM FOR PILOT PART 1(APPLY TO 825,825A TYPE)



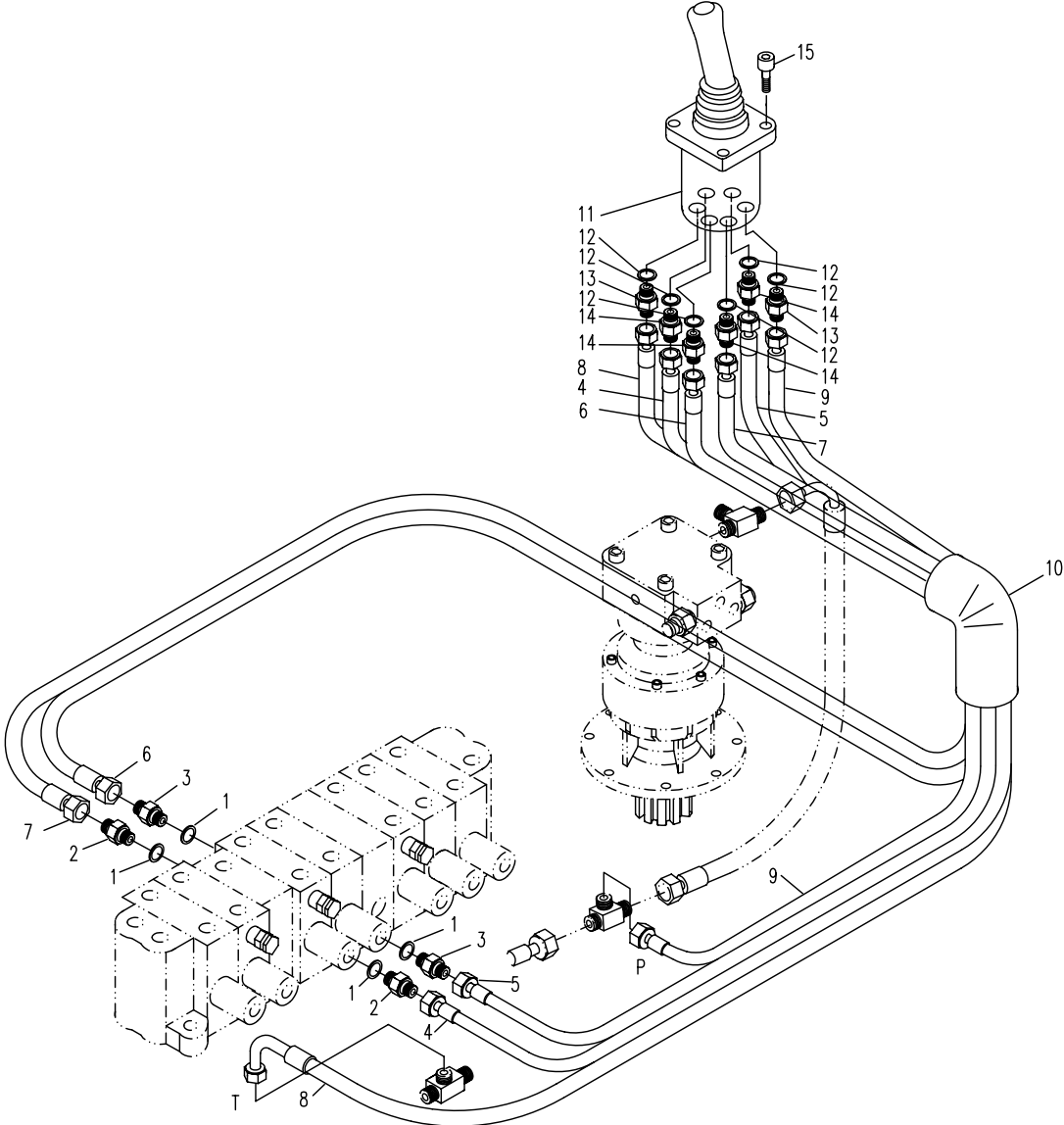


85.2.1 先导部分液压系统2(适用825,825A机型)HYDRAULIC SYSTEM FOR PILOT PART 2(APPLY TO 825,825A TYPE)



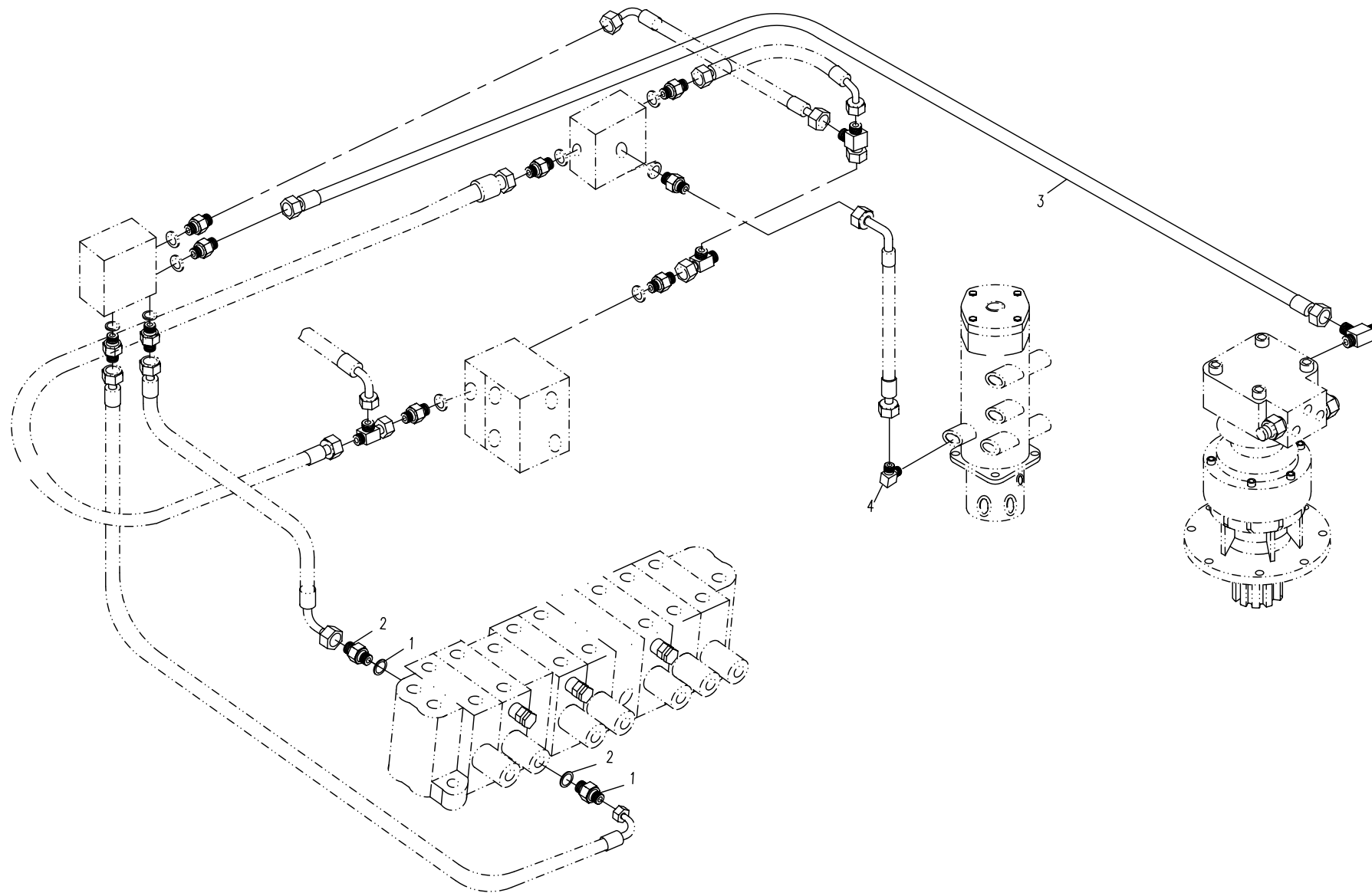


85.3.1 先导部分液压系统3(适用825,825A机型) HYDRAULIC SYSTEM FOR PILOT PART 3(APPLY TO 825,825A TYPE)





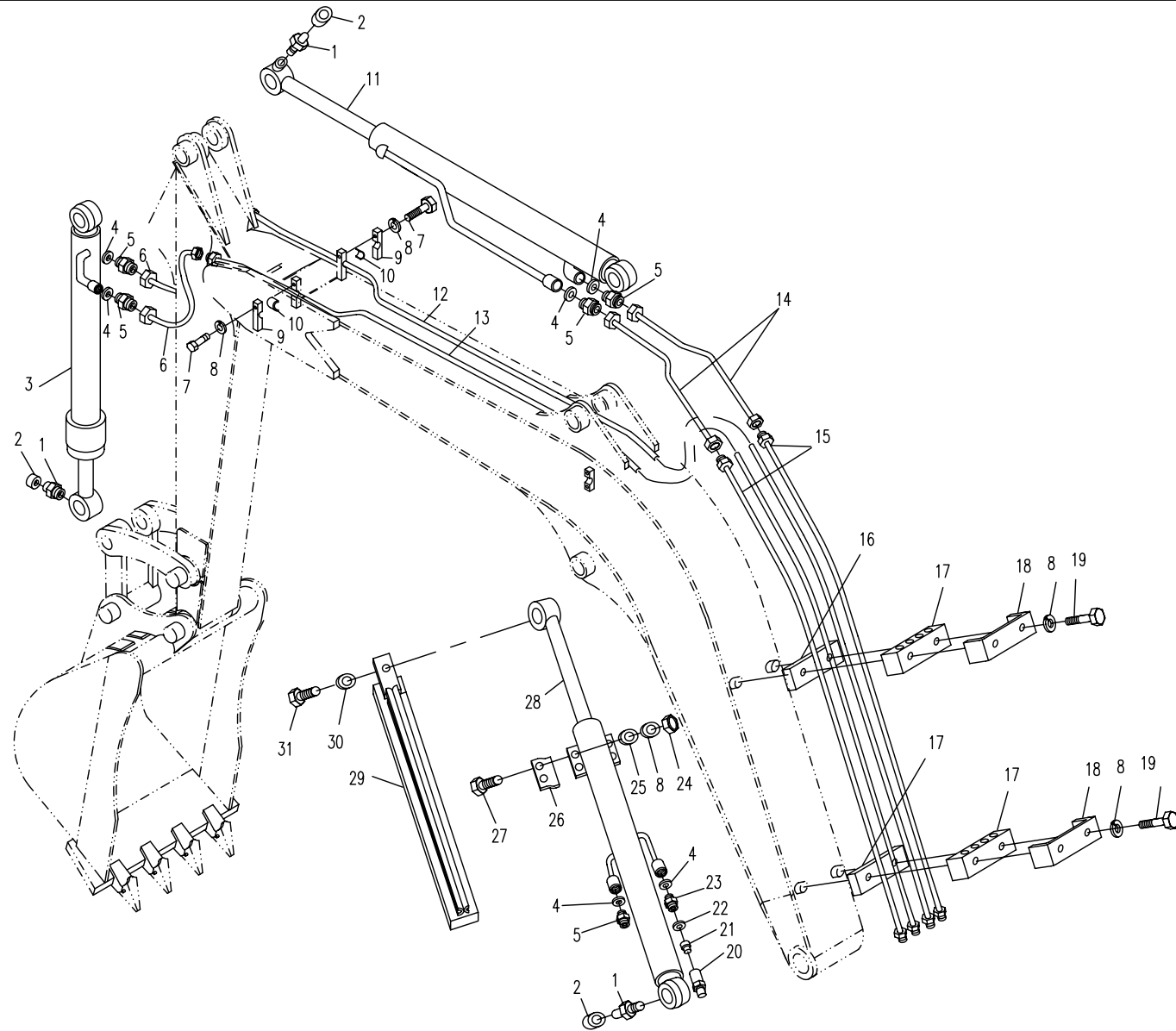
85.4.1 先导部分液压系统4(适用825,825A机型) HYDRAULIC SYSTEM FOR PILOT PART 4(APPLY TO 825,825A TYPE)





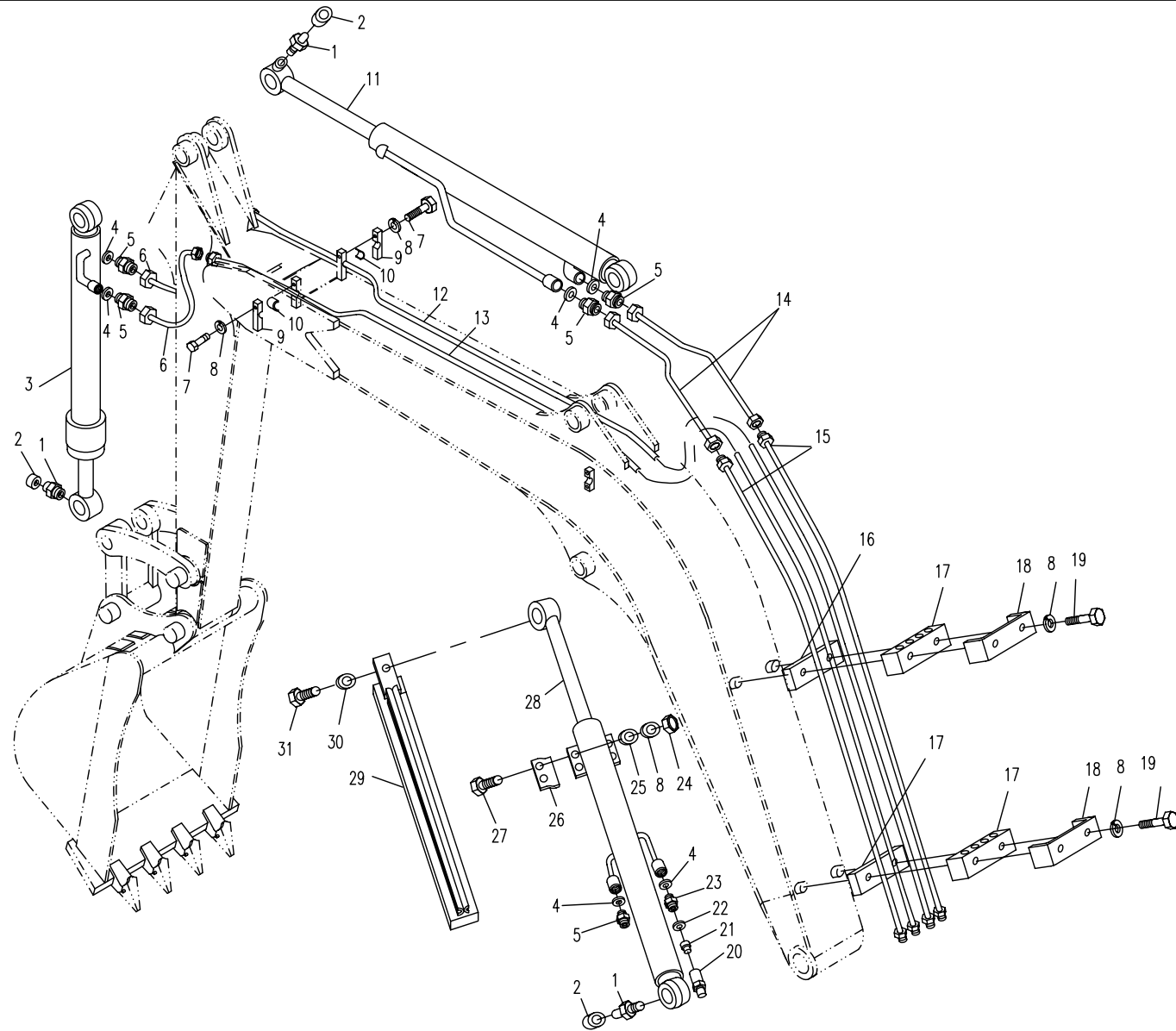


95.1.1 工作装置的液压系统1(适用825、825A机型) HYDRAULIC SYSTEM FOR WORKING EQUIPMENT 1(APPLY TO 825,825A TYPE)





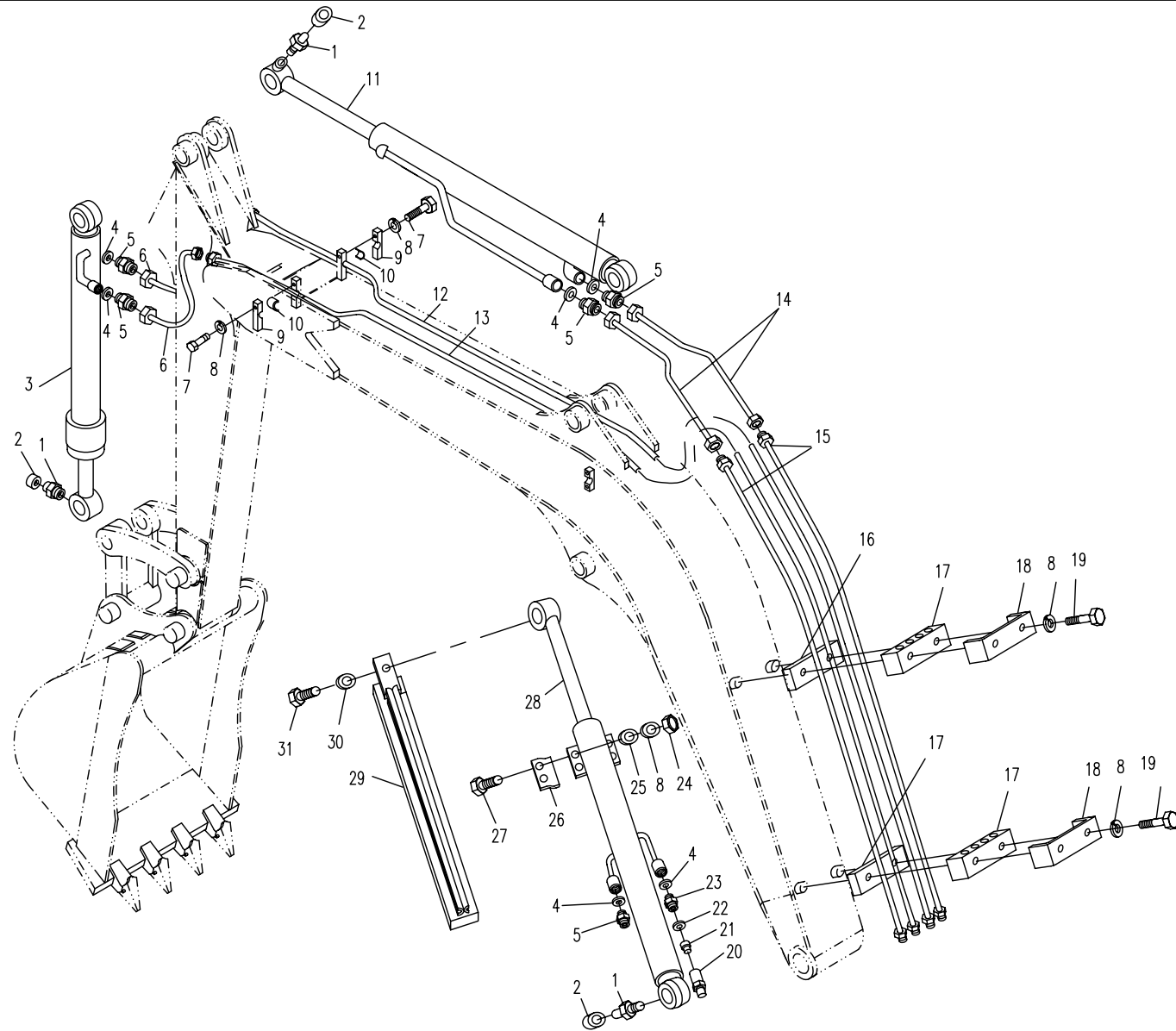
95.1.1 工作装置的液压系统1(适用825、825A机型) HYDRAULIC SYSTEM FOR WORKING EQUIPMENT 1(APPLY TO 825,825A TYPE)



95.1.1 工作装置的液压系统1 (适用825、825A机型) HYDRAULIC SYSTEM FOR WORKING EQUIPMENT 1 (APPLY TO 825,825A TYPE)

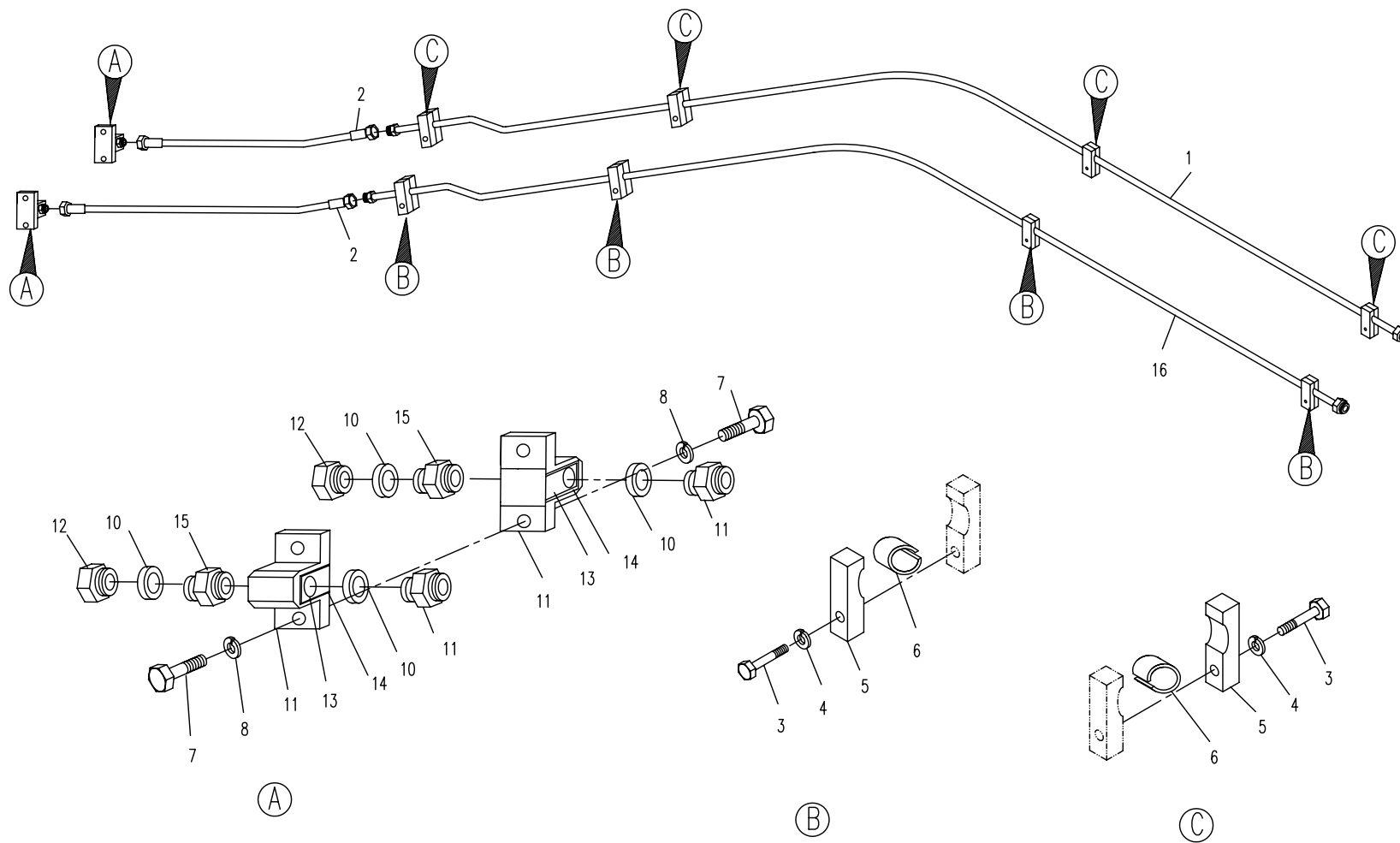
序号 Nb.	数量 Quantity	代号 Code	名称 Description		备注 Remark
1	6	GB/T 7940.1	油杯M8×1	Grease cup	Zn.D
2	6	820-9500008	油杯罩盖	Grease cup cap	
3	1	828-9501000	铲斗油缸	Bucket cylinder	
4	6	ISO 286	组合垫圈18	Combinatory washer 18	
5	5	828-9500005	直接头	Bolt joint	
6	2	828-9515000	胶管总成	Rubber pipe assembly	
7	2	GB/T 5783A	螺栓M8×30	Bolt M8×30	8.8-Zn.D
8	10	GB/T 93	垫圈8	Washer 8	Zn.D
9	2	820-9500003	管夹	Pipe clame	
10	2	820-9500004	胶垫	Rubber spacer	
11	1	825-9505000	斗杆油缸	Arm cylinder	
12	1	825-9512000	钢管总成	Steel pipe assembly	
13	1	825-9513000	钢管总成	Steel pipe assembly	
14	2	825-9503000	胶管总成	Rubber pipe assembly	
15	2	828-9514000	钢管总成	Steel pipe assembly	
16	2	820-9500012	下压板	Lower clamping plate	
17	2	820-9500011	管夹	Pipe clame	
18	2	820-9500009	上压板	Upper clampeng plate	
19	4	GB/T 5783A	螺栓M8×40	Bolt M8×40	8.8-Zn.D
20	1	830-9501003	阀体	Valve body	
21	1	830-9501002	阀芯	Valve rod	
22	1	ISO 286	组合垫圈18	Combinatory washer 18	
23	1	828-9521001	直接头	Bolt joint	
24	4	GB/T 41	螺母M8	Nut M8	
25	4	GB/T 97.1	垫圈8	Washer 8	
26	2	820-9509001	引导板	Pilot plate	
27	4	GB/T 5783A	螺栓M8×20	Bolt M8×20	8.8-Zn.D
28	1	815-9509200	动臂油缸	Boom offset cylinder	

95.1.1 工作装置的液压系统1(适用825、825A机型) HYDRAULIC SYSTEM FOR WORKING EQUIPMENT 1(APPLY TO 825,825A TYPE)





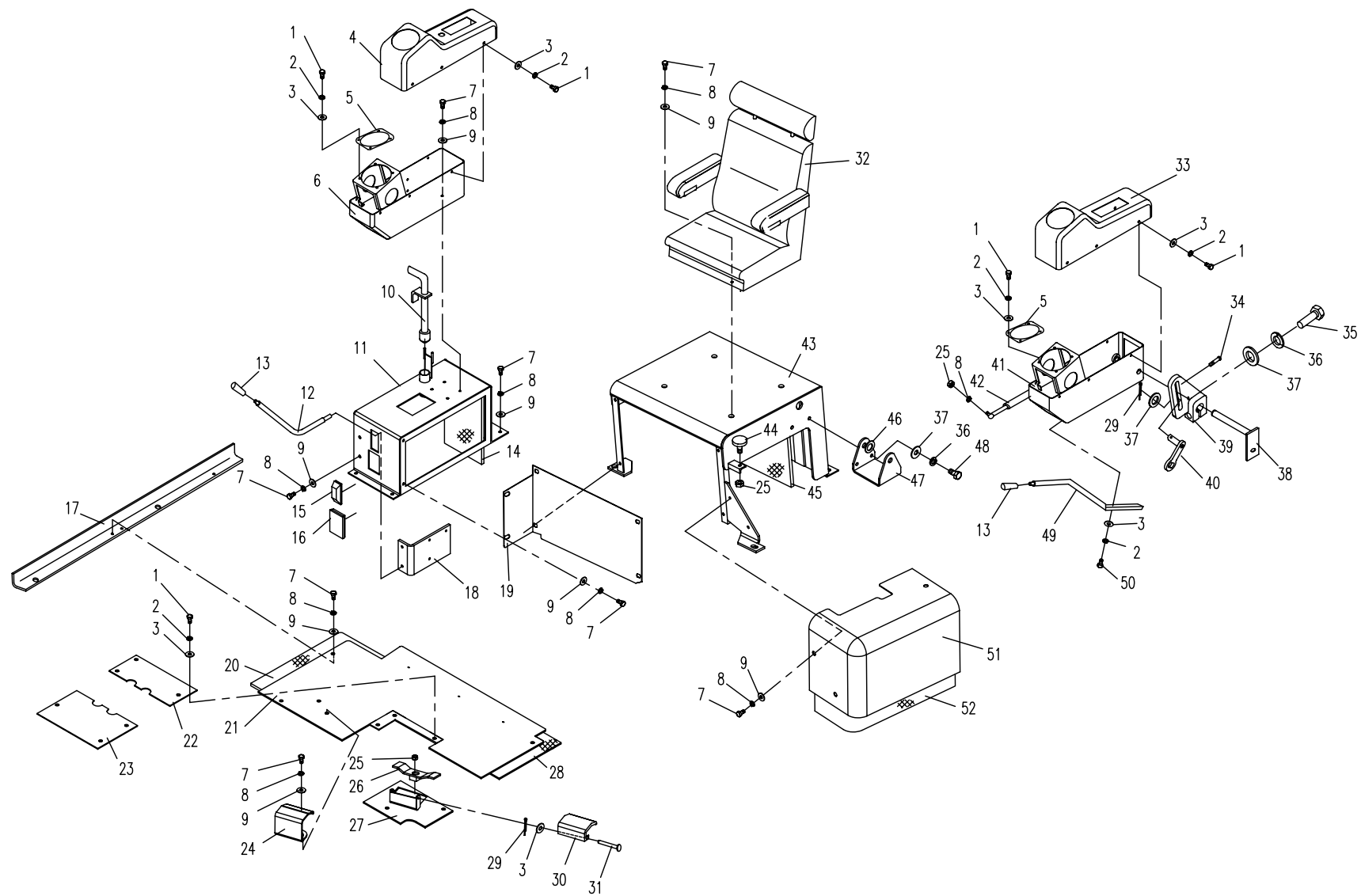
95.2.1 工作装置的液压系统2(适用825、825A机型) HYDRAULIC SYSTEM FOR WORKING EQUIPMENT 2 (APPLY TO 825,825A TYPE)







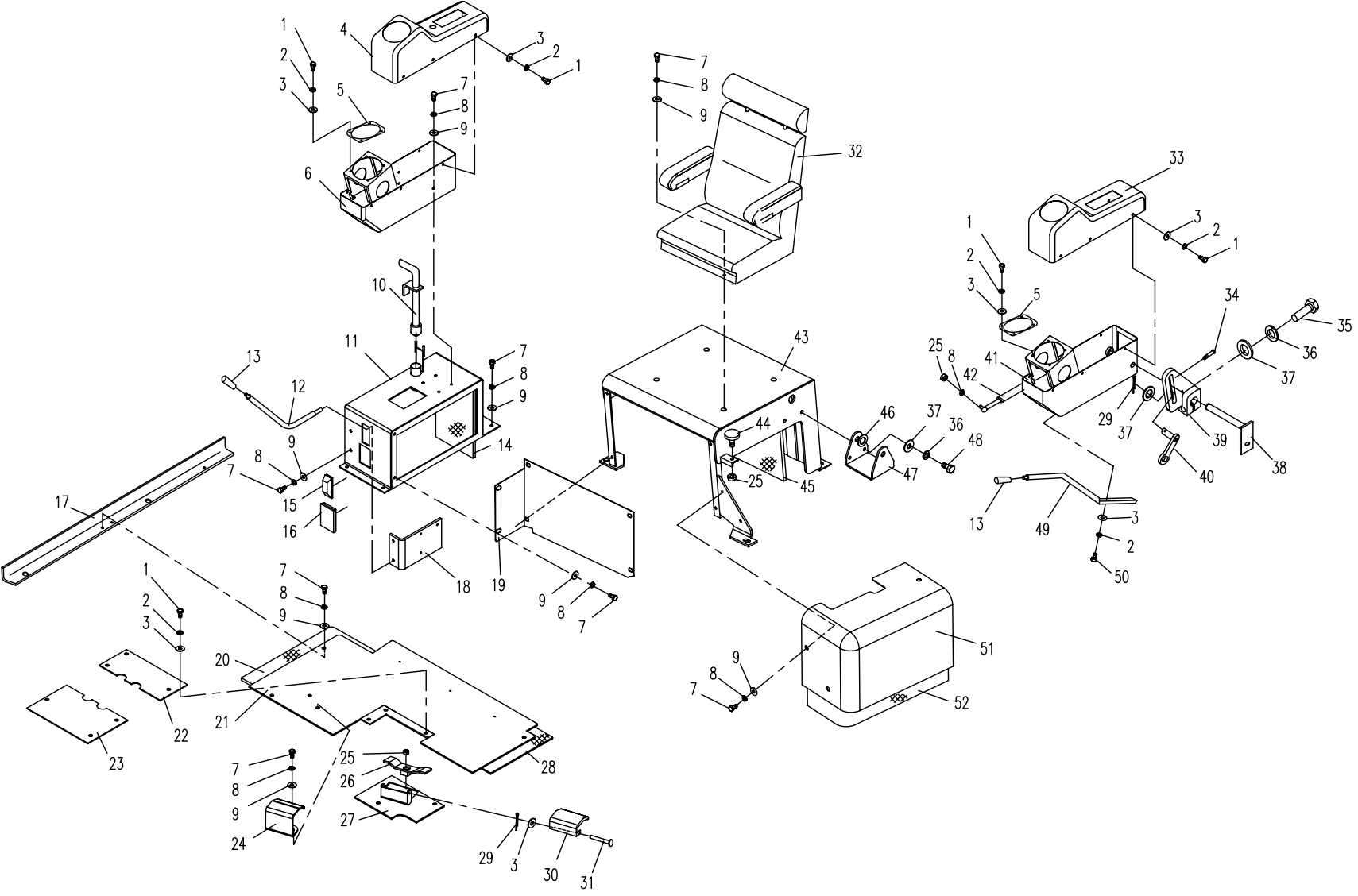
06.1.1 CONTROL FRAMEWORK 操纵机构(适用825机型) (APPLY TO 825 TYPE)



## 06.1.1 操纵机构(适用825机型) CONTROL FRAMEWORK (APPLY TO 825 TYPE)

序号 Nb.	数量 Quantity	代号 Code	名称 Description		备注 Remark
1	24	GB/T5783A	螺栓 6□ 12	Bolt M6X12	8.8-Zn.D
2	24	GB/T93	垫圈 6	Washer 6	Zn.D
3	24	GB/T97.1	垫圈 6	Washer 6	Zn.D
4	1	830J-0604000	右上箱盖	Right upper box cover	
5	2	860-0600004	压板	Press board	
6	1	830J-0605000	右下箱	Right lower box	
7	37	GB/T5783A	螺栓 8□ 16	Bolt M8X16	8.8-Zn.D
8	37	GB/T93	垫圈 8	Washer 8	Zn.D
9	37	GB/T97.1	垫圈 8	Washer 8	Zn.D
10	1	830D-0607000	平台锁定总成	The lock of the platform	
11	1	830J-0602000	阀罩组件	Valve cover	
12	1	830D-0600018	推土手柄	Handle of dozer valve	
13	2	830D-0612000	手柄头	Handle ball	
14	1	830J-0600012	阀罩海绵板	Sponge	
15	1	830D-0600037	防尘套 □	Dust wrap □	
16	1	830D-0600038	胶塞	Rubber plug	
17	1	830J-0600006	右梁	Left girder	
18	1	830D-0600022	支撑板	Supporting plank	
19	1	830J-0600002a	前弯板	Forward bended board	
20	1	830J-0600016	前海绵板	Sponge	
21	1	828-0603000c	底板	Motherboard	
22	1	830J-0600009	盖板 □	Cover board □	
23	1	828-0600002a	盖板 □	Cover board □	
24	1	830D-0600024	左脚踏板	Left footplate	
25	3	GB/T6170	螺母 M8	Nut M8	8-Zn.D
26	1	830D-0611100	踏板	Treadle	
27	1	828-0604000a	前底板	Front motherboard	
28	1	830J-0600015	中海绵板	Sponge	

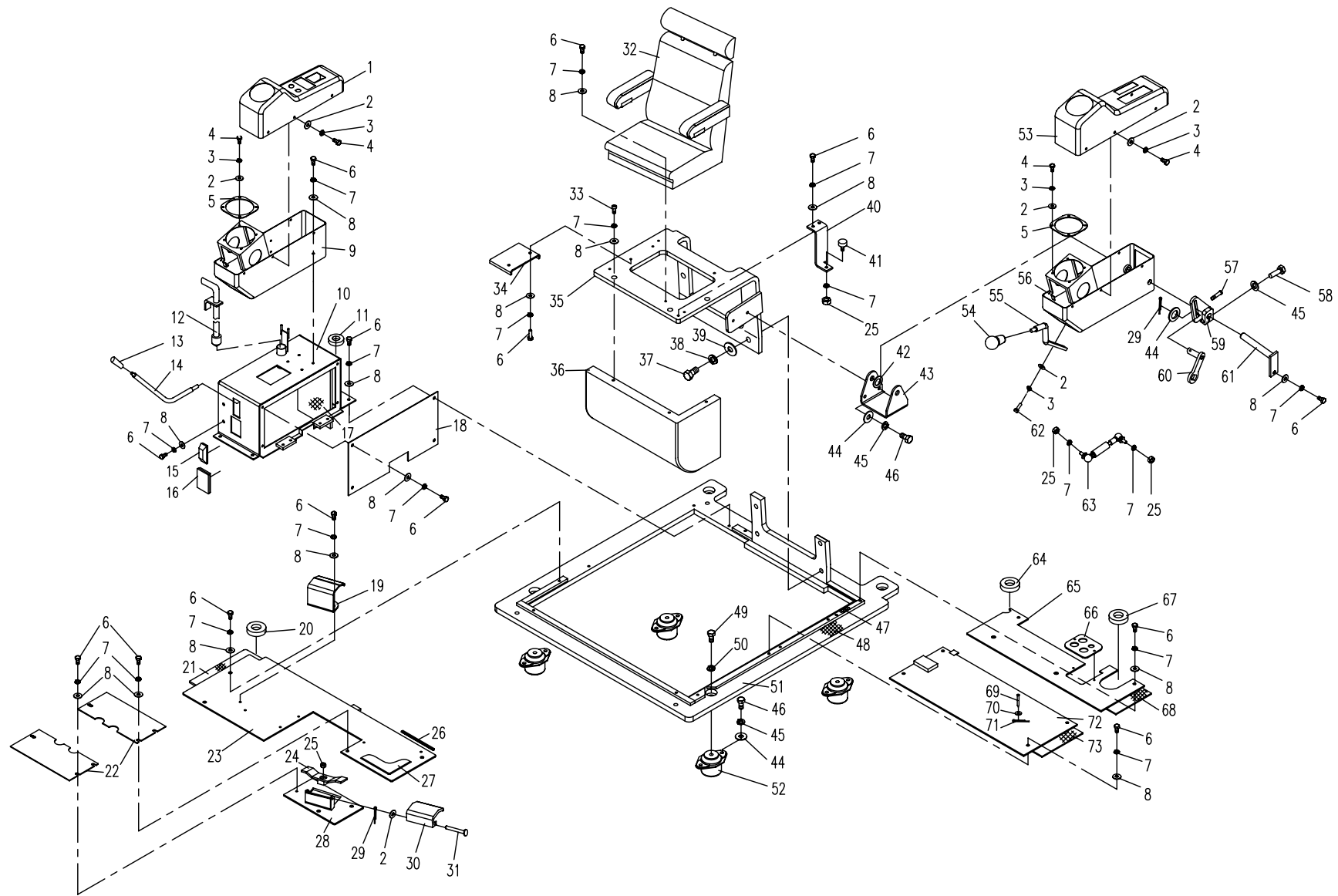
06.1.1 CONTROL FRAMEWORK 操纵机构(适用825机型) (APPLY TO 825 TYPE)



## 06.1.1 操纵机构(适用825机型) CONTROL FRAMEWORK (APPLY TO 825 TYPE)

序号 Nb.	数量 Quantity	代号 Code	名称 Description		备注 Remark
29	1	GB/T91	开口销 20 12	Cotter pin 2X12	Zn.D
30	1	830D-0611200	脚踏盖板	Cover board	
31	2	GB/T 882	销轴 6X16	Pin 6X16	Zn.D
32	1	830D-06000026	座椅	Chair	
33	1	818B-06000008	左上箱盖	Left upper box cover	
34	1	GB/T78	螺钉 M6 12	Bolt M6x12	8.8-Zn.D
35	1	GB/T5783A	螺栓 M10X35	Bolt M10X35	8.8-Zn.D
36	4	GB/T97.1	垫圈 10	Washer 10	Zn.D
37	3	GB/T93	垫圈 10	Washer 10	
38	1	830D-0613000a	固定轴	Fixing shaft	
39	1	830D-0616000	后支板	Rear supporting plate	
40	1	830D-0615000	安全阀手柄	Safety valve	
41	1	830D-0604000a	左下箱	Left lower box	
42	1	810A-1503000	气弹簧	Gas spring	
43	1	830J-0601000c	框架	Framework	
44	1	818B-0608000	螺钉帽	Screw cap	
45	1	830J-0600013	框架海绵板	Sponge	
46	2	850-0600002	隔垫片	Cushion	
47	1	830J-0600007	后支承	Rear supporting	
48	2	GB/T5783A	螺栓 10 20	Bolt M10X20	8.8-Zn.D
49	1	830D-0600003a	左箱操纵杆	Joy stick of left box	
50	2	GB/T5783A	螺栓 M6X20	Bolt M6X20	8.8-Zn.D
51	1	830J-0607000	左弯板	Left bended board	
52		830J-0600014	左海绵板	Sponge	

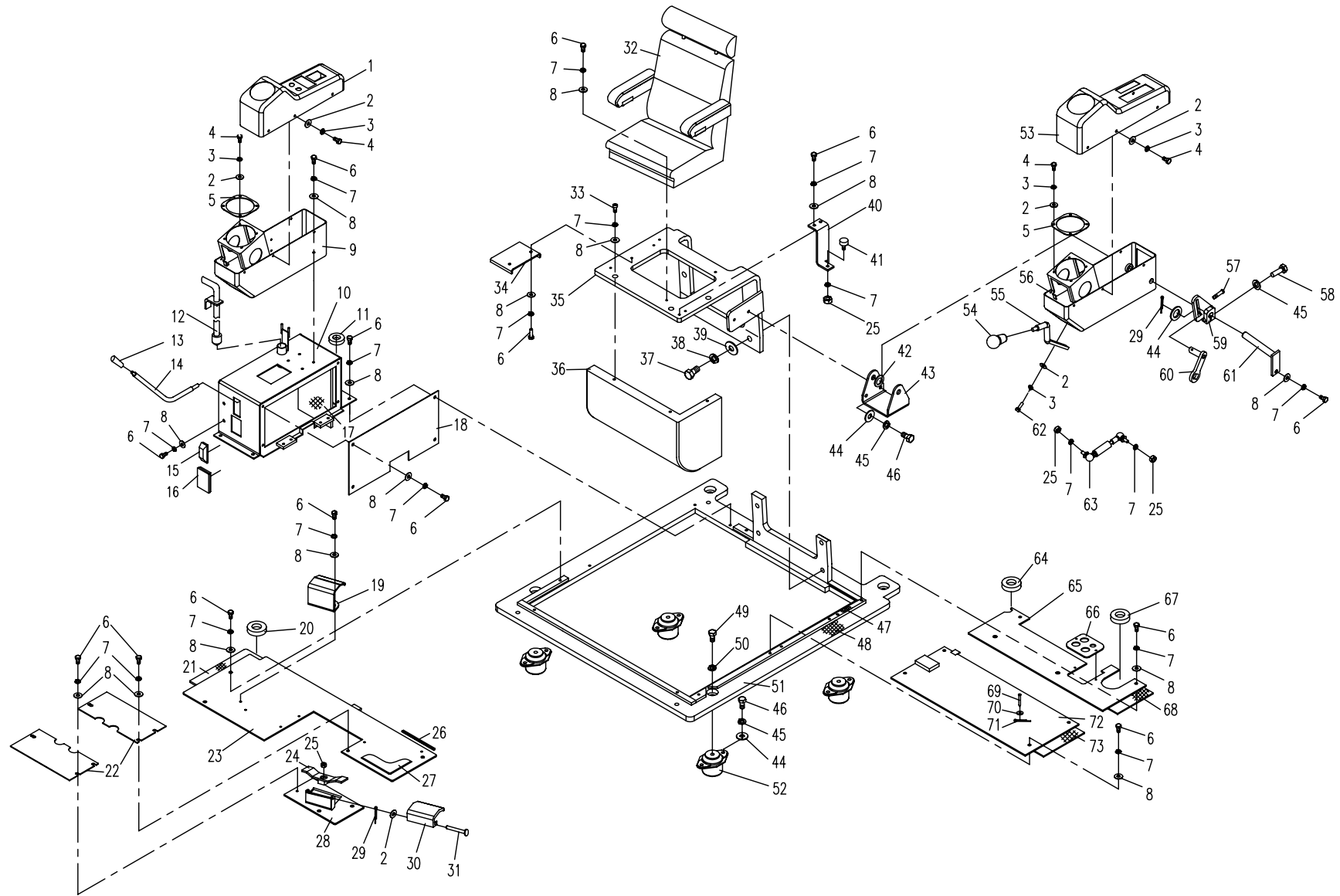
06.1.2 操纵机构(适用825A机型) CONTROL FRAMEWORK (APPLY TO 825A TYPE)



## 06.1.2 操纵机构(适用825A机型) CONTROL FRAMEWORK(APPLY TO 825A TYPE)

序号 Nb.	数量 Quantity	代号 Code	名称 Description		备注 Remark
1	1	828A-0600002	右上箱盖	Right upper box cover	
2	14	GB/T 97.1	垫圈 6	Washer 6	Zn.D
3	14	GB/T 93	垫圈 6	Washer 6	Zn.D
4	12	GB/T 5783A	螺栓M6X12	Bolt M6X12	8.8-Zn.D
5	2	860-0600004	压板	Press board	
6	40	GB/T 5783A	螺栓M8X16	Bolt M8X16	8.8-Zn.D
7	43	GB/T 93	垫圈 8	Washer 8	Zn.D
8	40	GB/T 97.1	垫圈 8	Washer 8	Zn.D
9	1	830D-0605000	右下箱	Right lower box	
10	1	828A-0602000	阀罩组件	Valve cover	
		828A-0603000	阀罩组件	Valve cover	装手动转阀时选配
11	1	830D-0600035	保护塞	Protect plug	
12	1	830D-0607000	平台锁定总成	The lock of the platform	
13	2	830D-0612000	手柄头	Handle ball	
14	1	830D-0600018	推土手柄	Handle of dozer valve	
15	1	830D-0600037	防尘套 □	Dust wrap □	
16	1	830D-0600038	胶塞	Rubber plug	
17	1	850-0600008	阀罩海绵板	Sponge	
18	1	838B-0600002	封板	Cover board	
19	1	830D-0600024	左脚踏板	Left footplate	
20	1	830D-0600034	防尘套 □	Dustcoat I	
21	1	850-0600005	前海绵板	Sponge	
22	2	830D-0600016	操纵盖板	Controlling cover board	
23	1	830D-0646000a	底板 I	Motherboard I	
24	1	830D-0611100	踏板	Footplate	
25	4	GB/T 6170	螺母M8	Nut M8	8-Zn.D
26	4.8m	830D-0600033	密封胶条	Rubber	
27	1	830D-0649000	地板胶	Rubber floorboard	

06.1.2 操纵机构(适用825A机型) CONTROL FRAMEWORK (APPLY TO 825A TYPE)

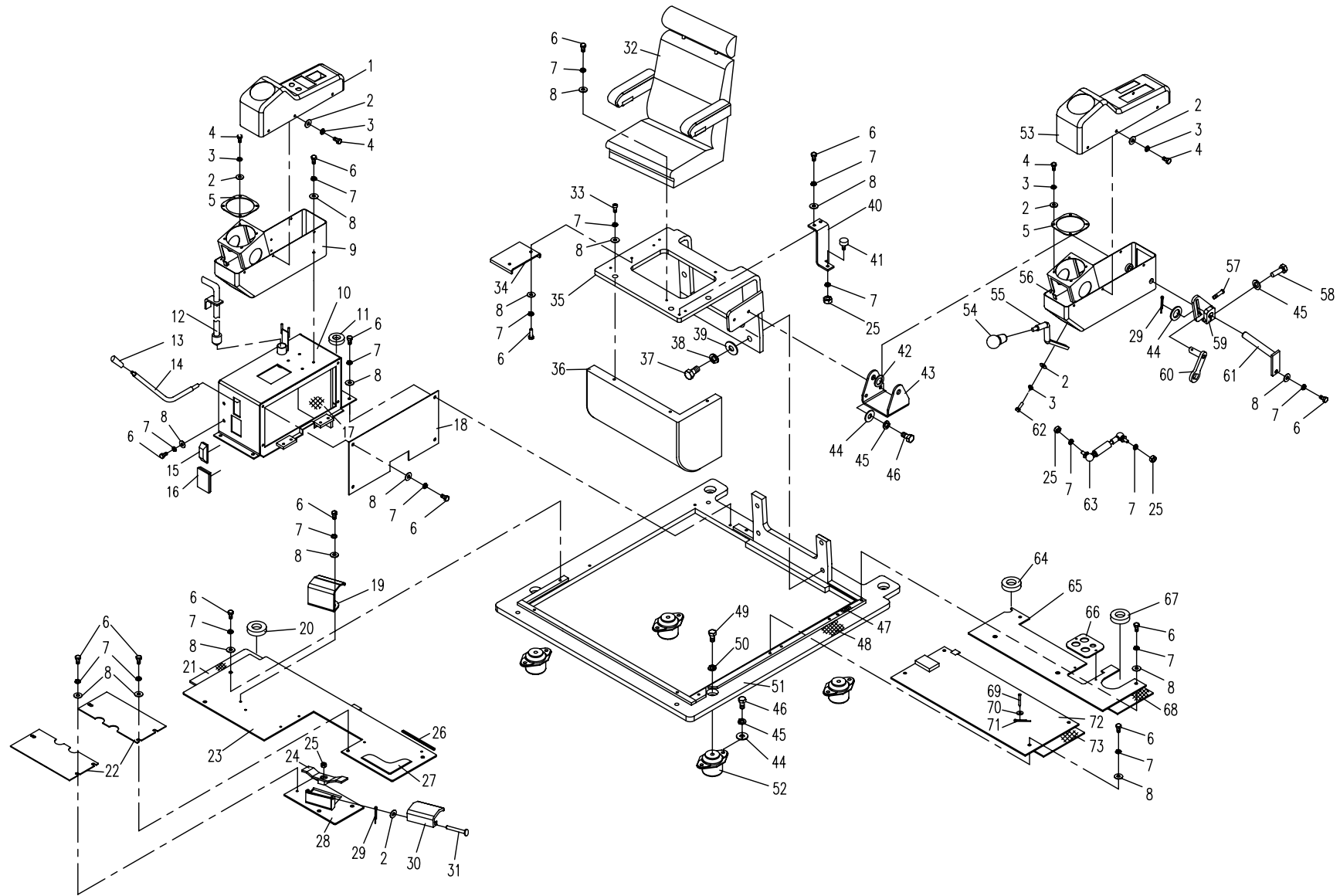




## 06.1.2 操纵机构(适用825A机型) CONTROL FRAMEWORK(APPLY TO 825A TYPE)

序号 Nb.	数量 Quantity	代号 Code	名称 Description		备注 Remark
28	1	830D-0653000	左底板	Left Motherboard	
29	2	GB/T 91	开口销 2X12	Cotter pin 2X12	Zn.D
30	1	830D-0611200	脚踏盖板	Cover board	
31	2	GB/T 882	销轴 6X16	Pin 6X16	Zn.D
32	1	830D-0600024	座椅	Chair	
	1	830D-0600032	座椅	Chair	选装,加宽
	1	850-0600004	减震座椅	Chair	选装,需特配 830D-0648000
33	3	GB/T70.1	内六角螺钉 MBX16	Bolt M8X16	8.8-Zn.D
34	1	830D-0600008	空调安装板 II	Installation plate II	
35	1	830D-0602000	座椅支板	Supporting plank of chair	
	1	830D-0648000	座椅支板	Supporting plank of chair	特配850-0600004(减震座椅)
36	1	830D-0608000a	围板	Boarding	
37	4	GB/T 5783A	螺栓 M16X35	Bolt M16X35	8.8-Zn.D
38	4	GB/T 93	垫圈 16	Washer 16	Zn.D
39	4	GB/T 97.1	垫圈 16	Washer 16	Zn.D
40	1	830D-0617000	前支撑	Former supporting	
41	1	810-1500003	螺钉帽	Screw cap	
42	2	850-0600002	隔垫片	Cushion	
43	1	830D-0600001b	后支承	Rear supporting	
44	8	GB/T 97.1	垫圈 10	Washer 10	Zn.D
45	8	GB/T 93	垫圈 10	Washer 10	Zn.D
46	8	GB/T 5783A	螺栓 M10X20	Bolt M10X20	8.8-Zn.D
47	2.32m	830D-0600039	胶条 I	Rubber I	
48	3.68m	830D-0600041	胶条 II	Rubber II	
49	4	GB/T 5783A	螺栓 M14X30	Bolt M14X30	8.8-Zn.D
50	4	GB/T 93	垫圈 14	Washer 14	Zn.D
51	1	828A-0601000	框架组件	Framt assembly	
52	4	850-0600011	减震器	Shock absorber	

06.1.2 操纵机构(适用825A机型) CONTROL FRAMEWORK (APPLY TO 825A TYPE)

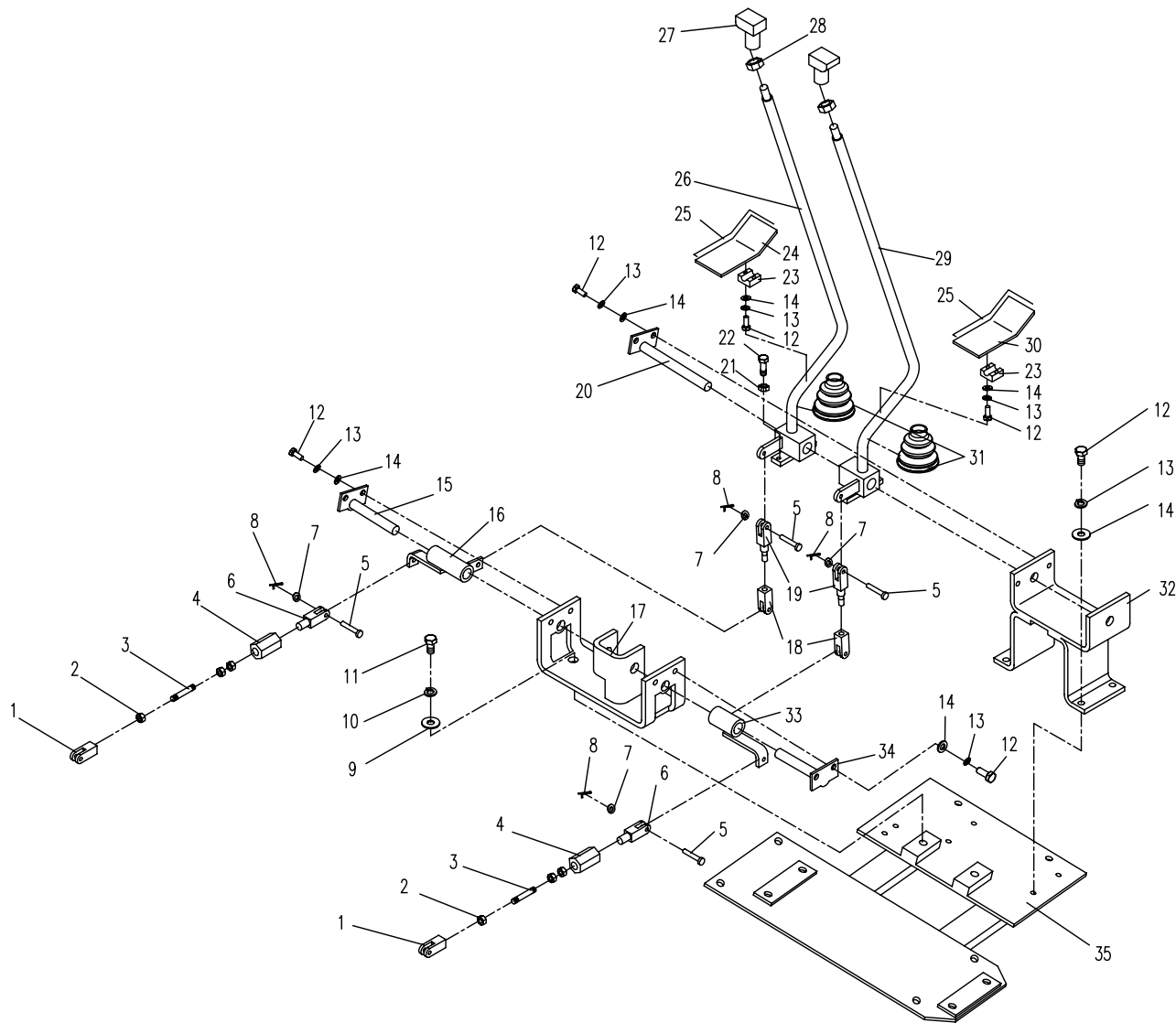


## 06.1.2 操纵机构(适用825A机型) CONTROL FRAMEWORK(APPLY TO 825A TYPE)

序号 Nb.	数量 Quantity	代号 Code	名称 Description		备注 Remark
53	1	830D-0600007b	左上箱盖	Left upper box cover	
	1	818B-0600008	左上箱盖	Left upper box cover	不装空调时选装
54	1	860-0607010	手柄头	Handle ball	
55	1	830D-0600003a	左箱操纵杆	Joy stick of left box	
56	1	830D-0604000a	左下箱	Left lower box	
57	1	GB/T78	螺钉 M6X12	Bolt M6X12	8.8-Zn.D
58	1	GB/T 5783A	螺栓 M10X35	Bolt M10X35	8.8-Zn.D
59	1	830D-0616000	后支板	Supporting	
60	1	830D-0615000	安全阀手柄	Handspike of safety valve	
61	1	830D-0613000a	固定轴	Fixing shaft	
62	2	GB/T5783A	螺栓 M6X20	Bolt M6X20	8.8-Zn.D
63	1	810A-1503000	气弹簧	Gas spring	
64	1	830D-0600036	防尘套 □	Dustcoat II	
65	1	830D-0600029	底板 II	Motherboard II	
66	1	830D-0600015	盖板	Cover board	
67	1	830D-0600042	防尘套 □	Dustcoat IV	
68	1	850-0600007	后海绵板	Sponge	
69	9	850-0600009	销	Pin	
70	9	830-1201013	垫片	Washer	
71	9	GB/T91	开口销 2□ 16	Cotter pin 2X16	Zn.D
72	1	838B-0603000	后底板	Rear motherboard	
73	1	850-0600006	中海绵板	Sponge	

06.2.1

行走操纵(适用825机型) HOOF FRAMEWORK (APPLY TO 825 TYPE)

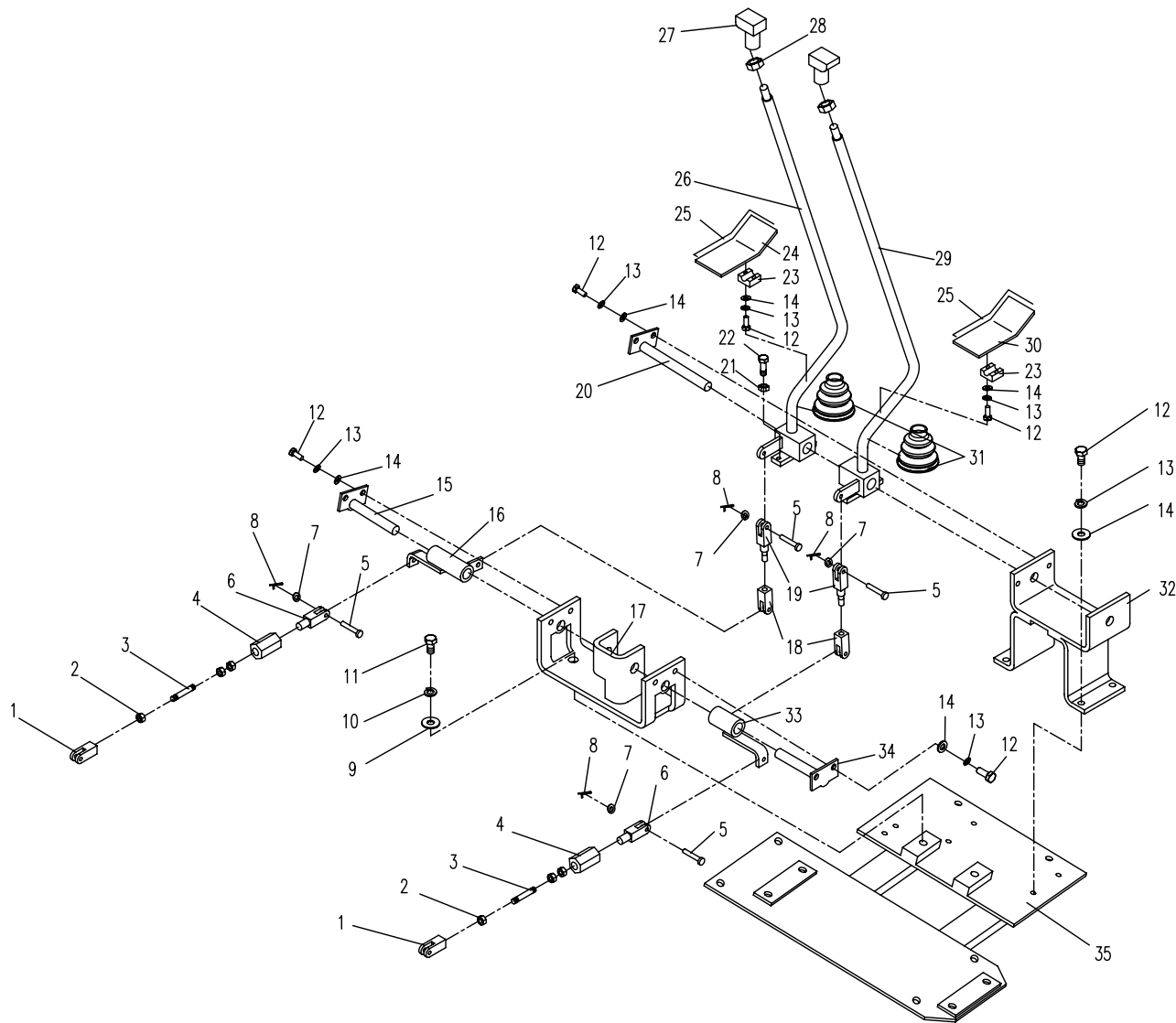


## 06.2.1 行走操纵 (适用825机型) HOOF FRAMEWORK (APPLY TO 825 TYPE)

序号 Nb.	数量 Quantity	代号 Code	名称 Description		备注 Remark
1	2	830D-0620006	连接叉 IV	Connecting forkIV	
2	6	GB/T6170	螺母 M8	Nut M8	8-Zn.D
3	2	830D-0620011	螺杆	Screw	
4	2	830D-0620009	轴套	Bushing	
5	6	GB/T882	销轴 6X24	Pin 6X22	Zn.D
6	2	830D-0620003	连接叉 II	Connecting forkII	
7	6	GB/T97.1	垫圈 6	Washer 6	Zn.D
8	6	GB/T91	开口销 2X12	Cotter pin 2X12	
9	2	GB/T97.1	垫圈 12	Washer 12	Zn.D
10	2	GB/T93	垫圈 12	Washer 12	Zn.D
11	2	GB/T5783A	螺栓 M12X25	Bolt M12X25	8.8-Zn.D
12	10	GB/T5783A	螺栓 M8X25	Bolt M8X25	8.8-Zn.D
13	10	GB/T93	垫圈 8	Washer 8	Zn.D
14	10	GB/T97.1	垫圈 8	Washer 8	Zn.D
15	1	830D-0631000	左固定轴	Left fixing shaft	
16	1	830D-0622000	左操纵轴总成	Left sleeve assembly	
17	1	830D-0626000	支架	Supporting plank	
18	2	830D-0620002	连接叉 I	Connecting forkI	
19	2	830D-0620004	连接叉 III	Connecting fork □	
20	1	828-0624000	行走固定轴	Stepped fixing shaft	
21	4	GB/T6170	螺母 M6	Nut M6	8-Zn.D
22	4	GB/T5783A	螺栓 M6X25	Bolt M10X25	8.8-Zn.D
23	2	830D-0620016	卡板	Clip plank	选装件
24	1	830D-0652000	左踏板	Left footplate	选装件
25	2	830D-0620015	胶踏板	Rubber footplate	选装件
26	1	828-0622000	左操纵总成	Left travelling control assembly	
27	2	810-0620000	手柄头	Handle ball	
28	2	GB/T6172	六角薄螺母 M12	Nut M12	8-Zn.D

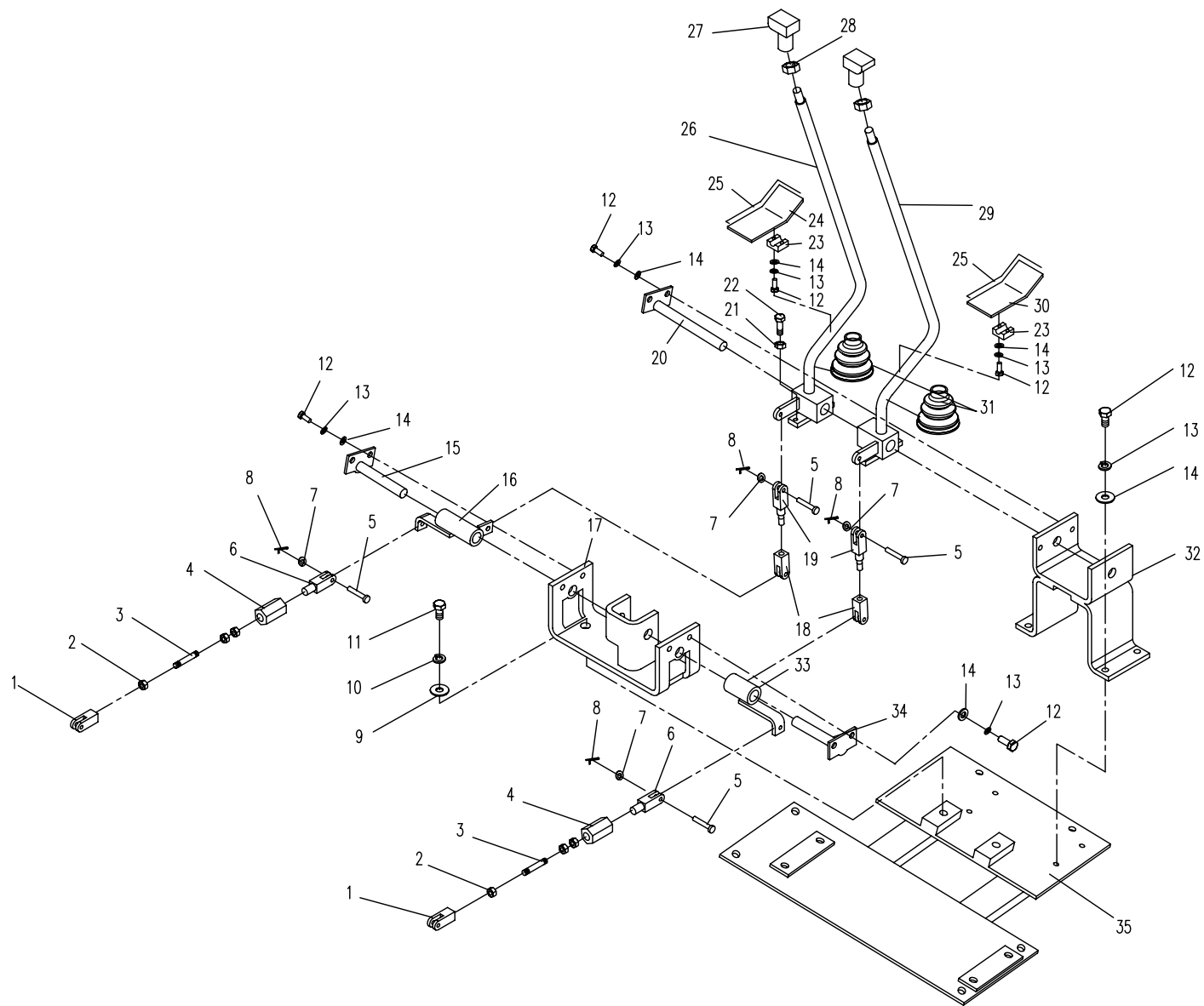
06.2.1

行走操纵(适用825机型) HOOF FRAMEWORK (APPLY TO 825 TYPE)





06.2.2 行走操纵(适用825A机型) HOOF FRAMEWORK (APPLY TO 825A TYPE)

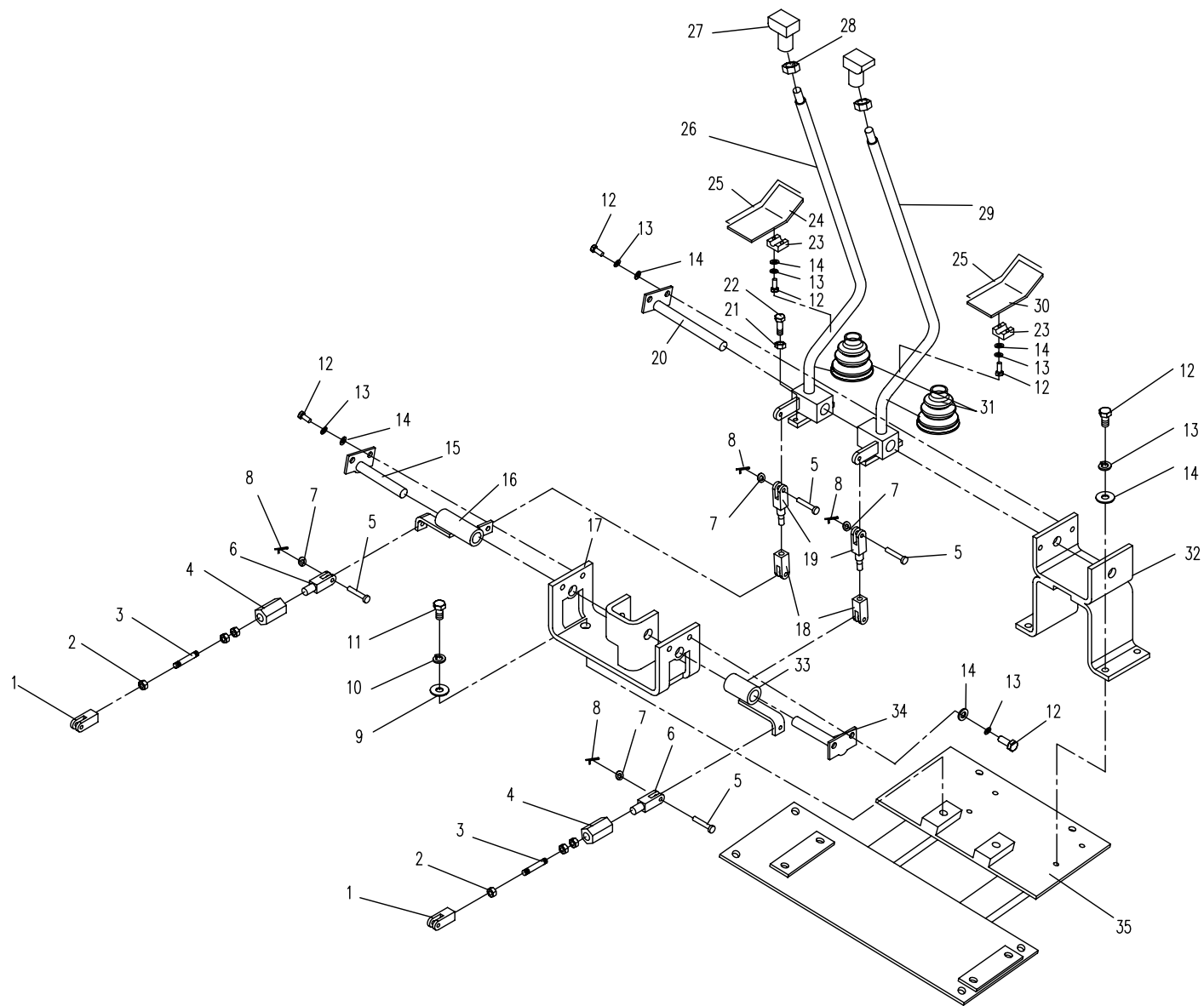




## 06.2.2 行走操纵(适用825A机型) HOOF FRAMEWORK(APPLY TO 825A TYPE)

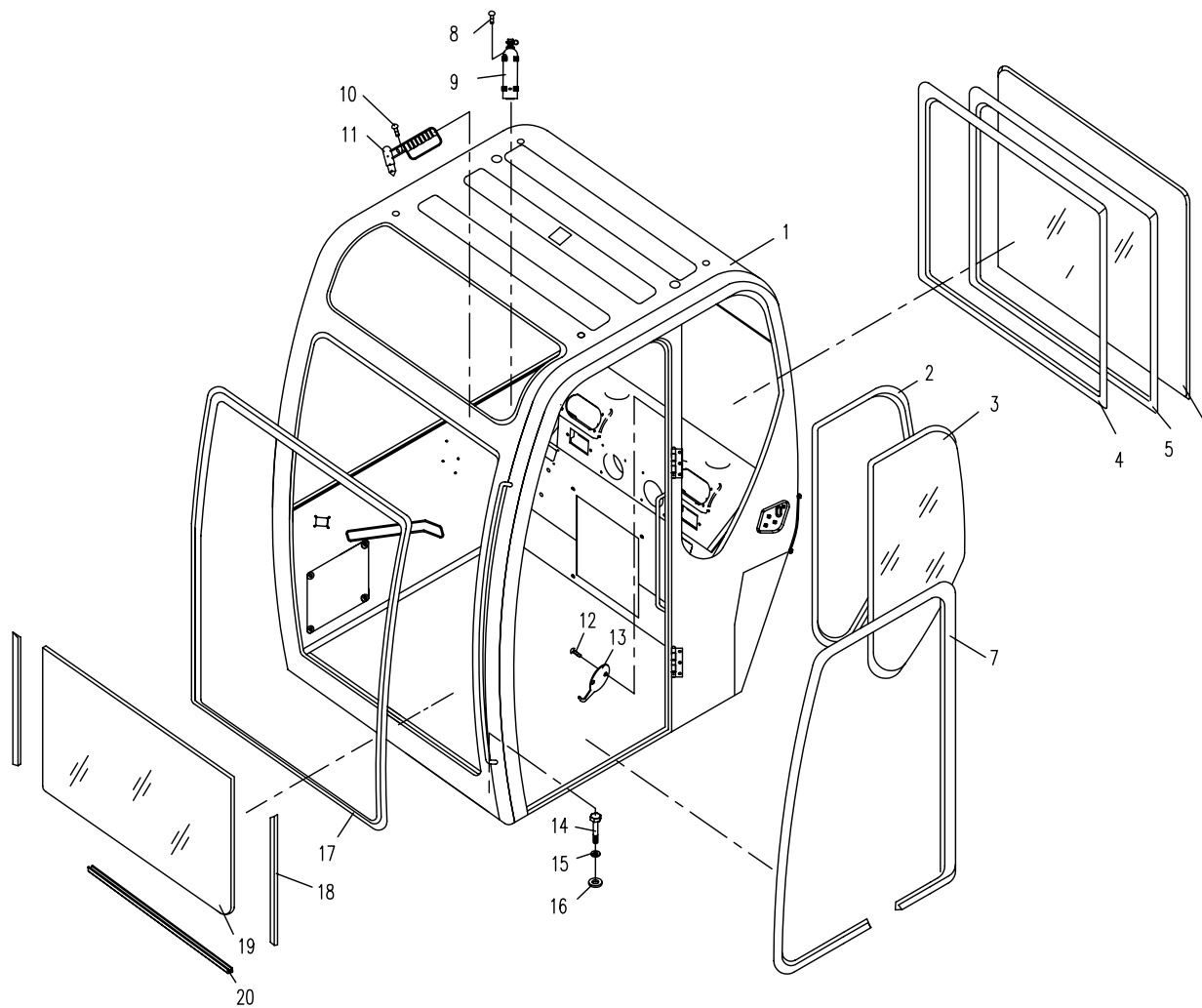
序号 Nb.	数量 Quantity	代号 Code	名称 Description		备注 Remark
1	2	830D-0620006	连接叉 IV	Connecting forkIV	
2	6	GB/T 6170	螺母M8	Nut M8	8-Zn.D
3	2	830D-0620011	螺杆	screw	
4	2	830D-0620009	轴套	bushing	
5	6	GB/T882	销轴 6X24	Pin 6X24	Zn.D
6	2	830D-0620003	连接叉 II	Connecting forkII	
7	6	GB/T97.1	垫圈 6	Washer 6	Zn.D
8	6	GB/T91	开口销 2X12	Cotter pin 2X12	Zn.D
9	2	GB/T97.1	垫圈 12	Washer 12	Zn.D
10	2	GB/T93	垫圈 12	Washer 12	Zn.D
11	2	GB/T5783A	螺栓M12X25	Bolt M12X25	8.8-Zn.D
12	10	GB/T5783A	螺栓M8X25	Bolt M8X25	8.8-Zn.D
13	10	GB/T93	垫圈 8	Washer 8	Zn.D
14	10	GB/T97.1	垫圈 8	Washer 8	Zn.D
15	1	830D-0631000	左固定轴	Left fixing shaft	
16	1	830D-0622000	左操纵轴总成	Left sleeve assembly	
17	1	830D-0626000	支架	Supporting plank	
18	2	830D-0620002	连接叉 I	Connecting forkI	
19	2	830D-0620004	连接叉 III	Connecting fork □	
20	1	830D-0614000	行走固定轴	Stepped fixing shaft	
21	4	GB/T6170	螺母M6	Nut M6	8-Zn.D
22	4	GB/T5783A	螺栓M6X25	Bolt M10X25	8.8-Zn.D
23	2	830D-0620016	卡板	Clip plank	选装件
24	1	830D-0652000	左踏板	Left footplate	选装件
25	2	830D-0620015	胶踏板	Rubber footplate	选装件
26	1	830D-0623000	左操纵总成	Left travelling control assembly	
27	2	810-0620000	手柄头	Handle ball	
28	2	GB/T6172	六角薄螺母M12	Nut M12	8-Zn.D

06.2.2 行走操纵(适用825A机型) HOOF FRAMEWORK (APPLY TO 825A TYPE)





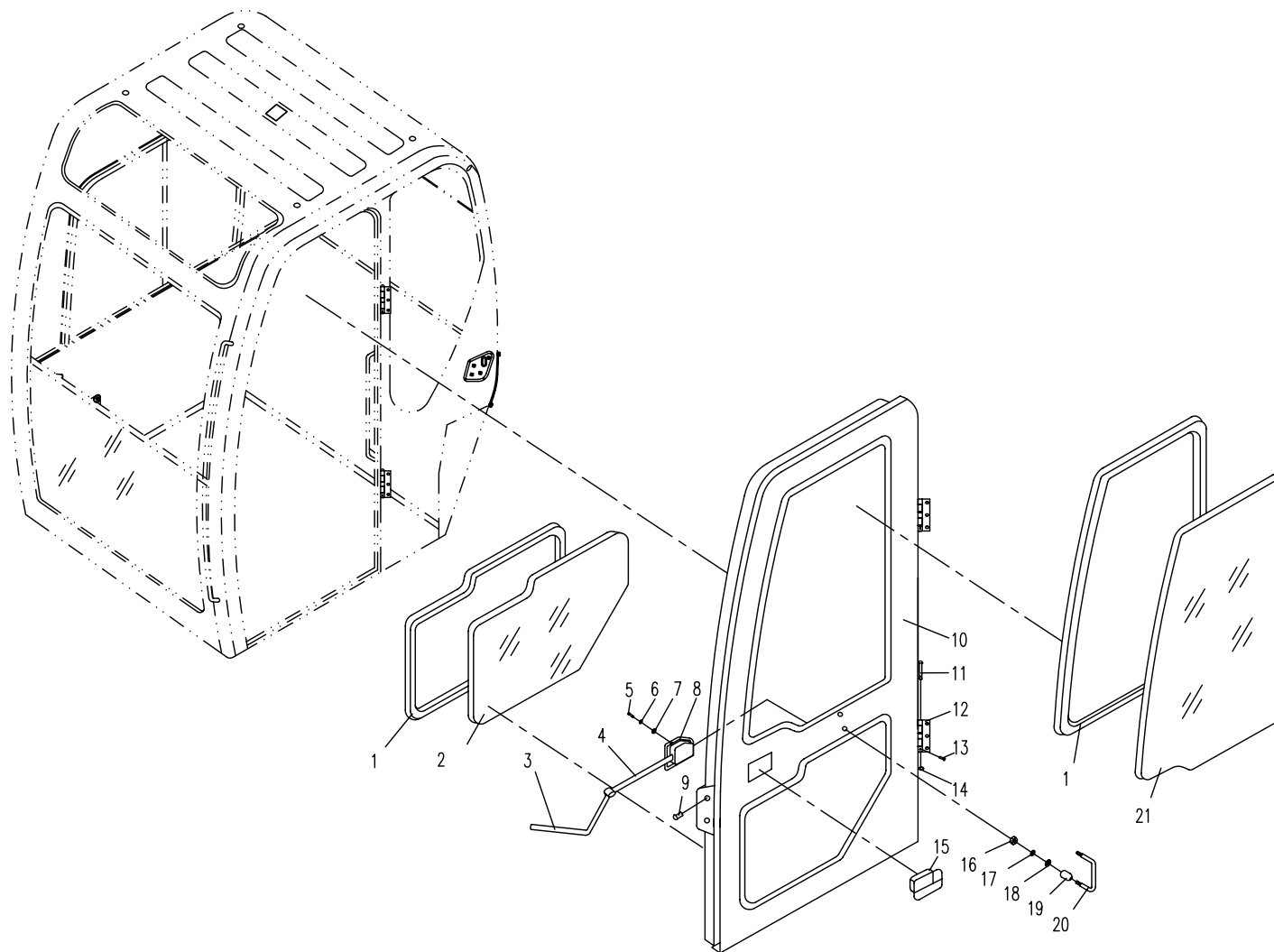
07.1.1 驾驶室组件1(适用825A机型,内外销机) CAB SUBASSEMBLY 1(APPLY TO 825A TYPE)



07.1.1 驾驶室组件1(适用825A机型,内外销机) CAB SUBASSEMBLY 1(APPLY TO 825A TYPE)

序号 Nb.	数量 Quantity	代号 Code	名称 Description		备注 Remark
	1	830D-0700000c	驾驶室	Cab	驾驶室总体
1	1	830D-0701000b	驾驶室主体	Cab main body	
2	2m	830D-0700038	密封胶条	Rubber seal strip	
3	1	830D-0700001	左后侧窗玻璃	Left-rear window glass	配奇鑫驾驶室
	1	830D-0700036a	左后侧窗玻璃	Left-rear window glass	配裕龙驾驶室
4	3.6m	801-0700032	橡胶条	Rubber strip	
5	1	830D-0700026	后窗胶条	Rear rubber strip	
6	1	830D-0700004a	后窗玻璃	Rear window glass	
7	1	860-0700043	门密封胶条	Rubber seal strip	
8	2	GB/T 845	螺钉 M5X12	Bolt M5X12	8.8-Zn.D
9	1	830D-0713000	灭火器	Fire extinguisher	
10	4	GB/T 845	螺钉 M4X12	Bolt M4X12	8.8-Zn.D
11	1	801J-0702000	逃生锤	Lifesaving hammer	
12	4	GB/T 845	螺钉 ST4.2X13-C-H	Bolt ST4.2X13-C-H	8.8-Zn.D
13	2	860-0700012	挂钩	Pothead	
14	4	GB/T 5783A	螺栓 M14X55	Bolt M14X55	8.8-Zn.D
15	4	GB/T 93	垫圈 14	Washer 14	Zn.D
16	4	GB/T 97.1	垫圈 14	Washer 14	Zn.D
17	1	830D-0700028a	前密封胶条	Rubber seal strip	
18	2m	801-0700016	密封条	Rubber strip	
19	1	830D-0700003a	前下窗玻璃	Front-lower window glass	
20	1	830D-0700044	下窗缓冲胶条	Rubber strip	

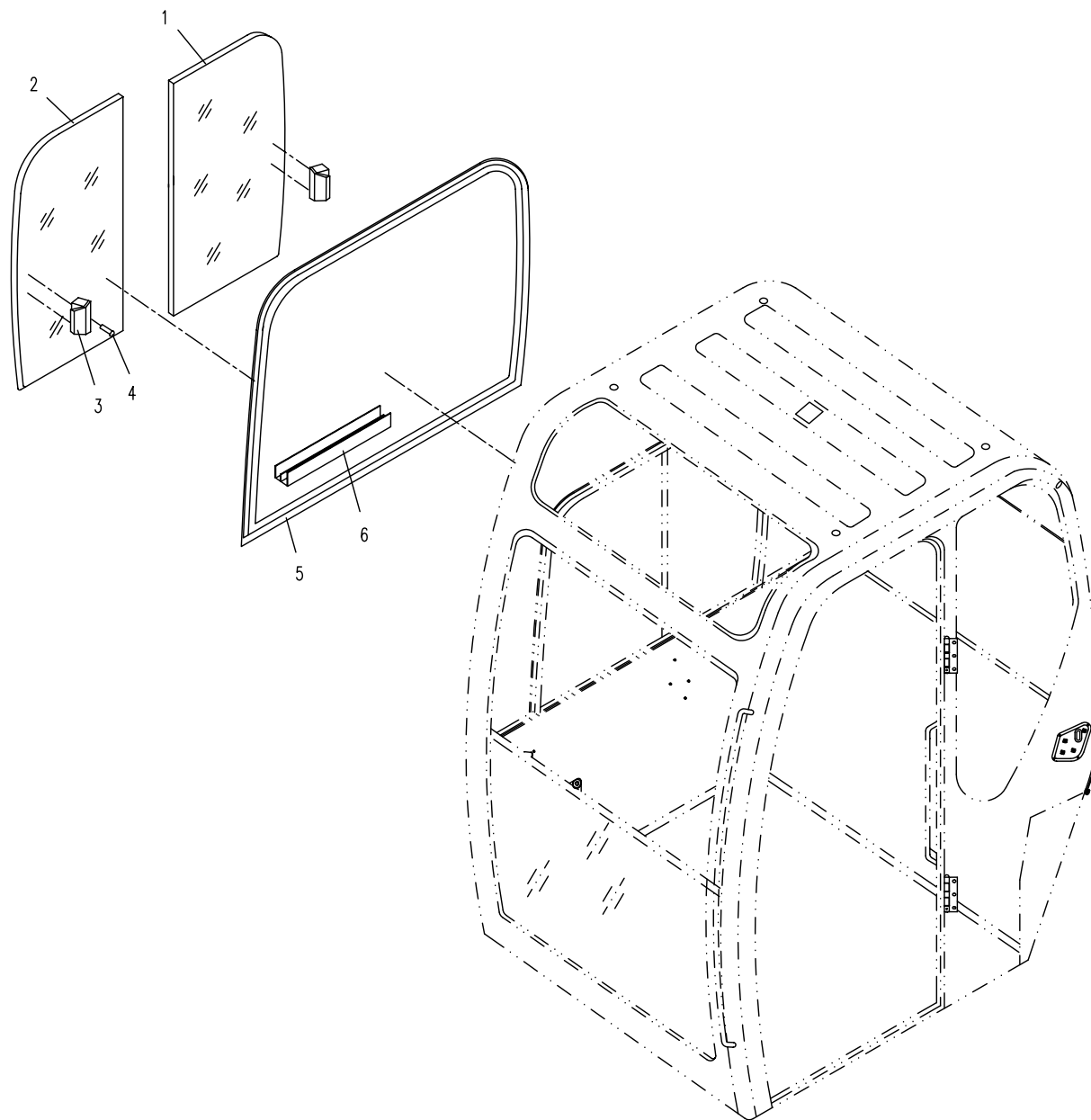
07.2.1 驾驶室组件2(适用825A机型,内外销机) CAB SUBASSEMBLY 2(APPLY TO 825A TYPE)



## 07.2.1 驾驶室组件2(适用825A机型,内外销机) CAB SUBASSEMBLY 2(APPLY TO 825A TYPE)

序号 Nb.	数量 Quantity	代号 Code	名称 Description		备注 Remark
	1	855-0702000	驾驶室门	Cab door	配奇鑫驾驶室
	1	830D-0720000	驾驶室门	Cab door	配裕龙驾驶室
1	2m	830D-0700038	密封胶条	Rubber seal strip	
2	1	855-0702001	门玻璃 I	Glass of door I	配奇鑫驾驶室
	1	830D-0700034a	门玻璃 I	Glass of door I	配裕龙驾驶室
3	1	860-0702006	拉线杆 □	Push shaft II	
4	1	855-0702003	拉线杆 □	Push shaft I	
5	6	GB/T 818.1	螺钉 M6X20	Bolt M6X20	8.8-Zn.D
6	6	GB/T 93	垫圈 6	Washer 6	Zn.D
7	6	GB/T 97.1	垫圈 6	Washer 6	Zn.D
8	1	860-0702004	内拉手	Inside knob	
9	2	GB/T 65	螺钉 M6X10	Bolt M6X10	8.8-Zn.D
10	1	855-0702100b	门主体	Door frame assembly	
11	2	860-0702012a	销轴	Pin	
12	2	860-0702017	活页	Gemel	
13	2	GB/T 65	螺钉 M4X10	Bolt M4X10	8.8-Zn.D
14	4	860-0702013	垫片	Washer slice	
15	1	860-0702003	门锁	Lock	
16	2	GB/T 6170	螺母 M8	Nut M8	8-Zn.D
17	2	GB/T 93	垫圈 8	Washer 8	Zn.D
18	2	GB/T 97.1	垫圈 8	Washer 8	Zn.D
19	1	860-0702009	锁钩	Locking knob	
20	2	860-0702011a	圆套	Bush	
21	1	855-0702002	门玻璃 □	Glass of door II	配奇鑫驾驶室
	1	830D-0700035a	门玻璃 □	Glass of door II	配裕龙驾驶室

07.3.1 驾驶室组件3(适用825A机型,内外销机) CAB SUBASSEMBLY 3(APPLY TO 825A TYPE)

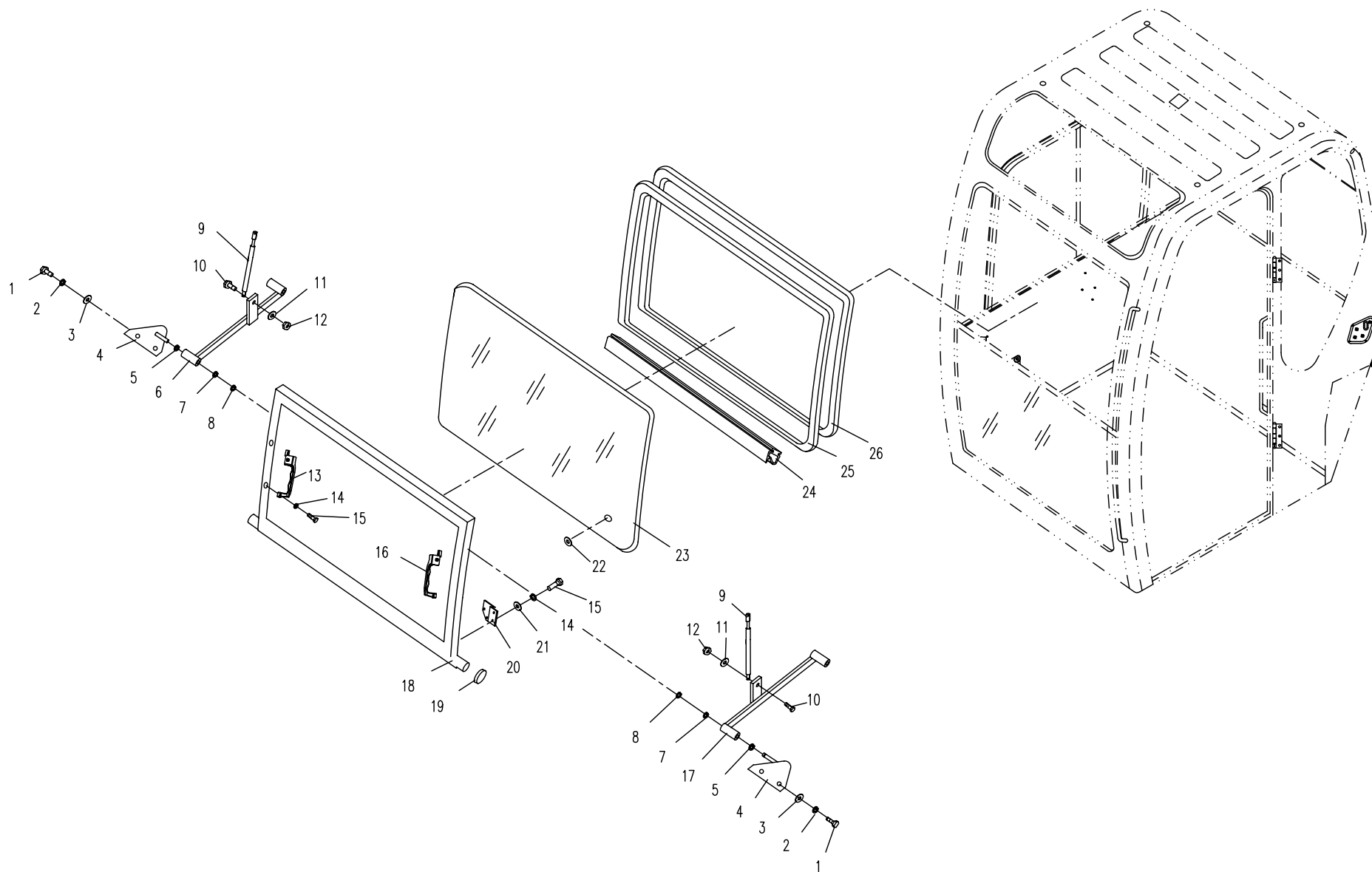




07.3.1 驾驶室组件3(适用825A机型,内外销机) CAB SUBASSEMBLY 3(APPLY TO 825A TYPE)

序号 Nb.	数量 Quantity	代号 Code	名称 Description		备注 Remark
	1	830D-0703000	移动窗组件	Moving window subassembly	配奇鑫驾驶室(包括序号1—6零件)
1	1	830D-0703002	移动窗玻璃 □	Moving window glass □	
2	1	830D-0703001	移动窗玻璃 □	Moving window glass □	
3	2	820-0706100	锁扣组件	Locking knob assembly	
4	4	GB/T 65	螺钉M5X10	Bolt M5X10	8.8-Zn.D
5	1	820-0706003	密封件	Rubber seal strip	
6	1	860-0703003	铝合金外窗	Aluminium-alloy frame	
	1	830D-0712000	移动窗组件	Moving window subassembly	配裕龙驾驶室(包括序号1 □ 6零件)
1	1	830D-0712002	移动窗玻璃 □	Moving window glass □	
2	1	830D-0712001	移动窗玻璃 □	Moving window glass □	
3	2	820-0706100	锁扣组件	Locking knob assembly	
4	4	GB/T 65	螺钉M5X10	Bolt M5X10	8.8-Zn.D
5	1	820-0706003	密封件	Rubber seal strip	
6	1	860-0703003	铝合金外窗	Aluminium-alloy frame	

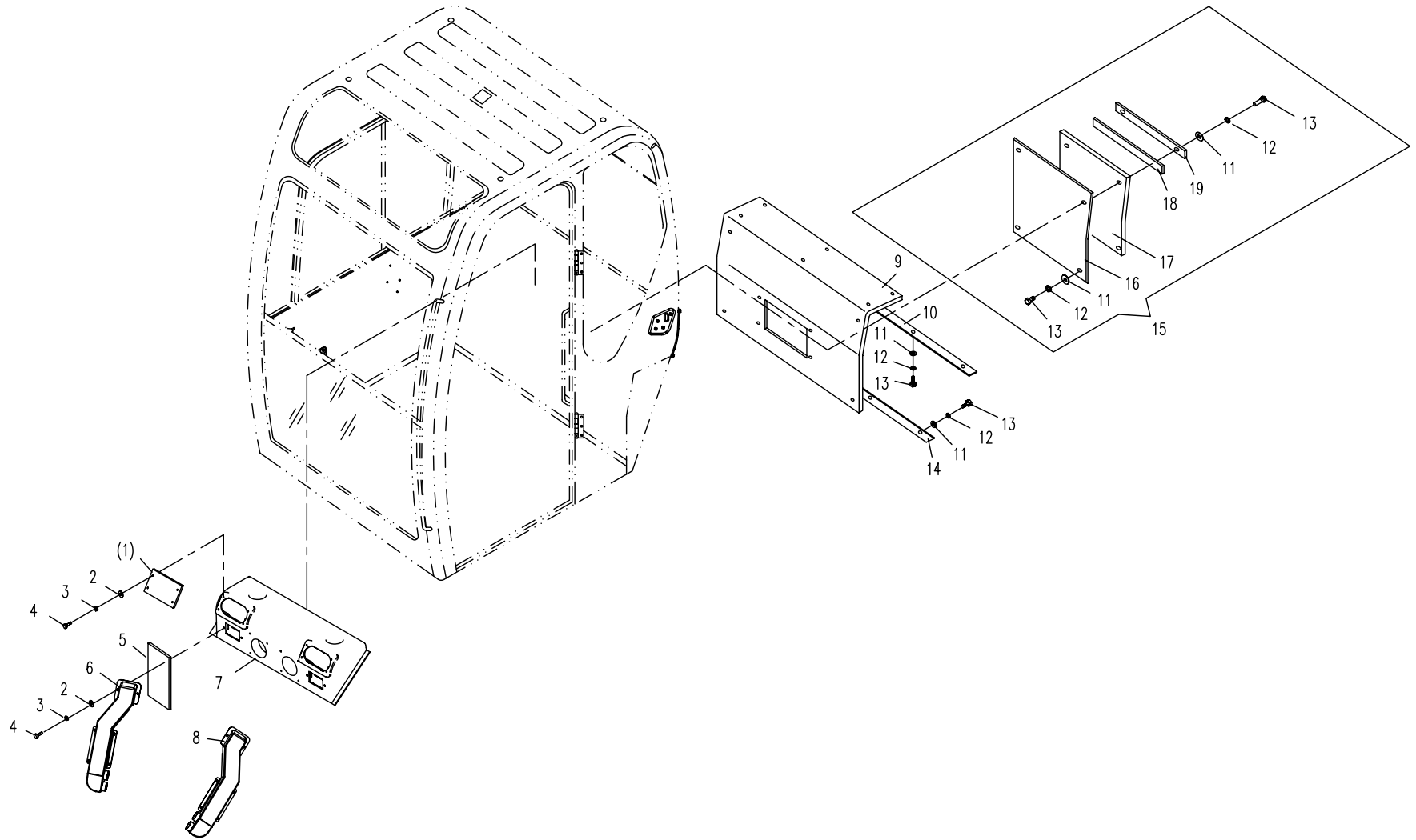
07.4.1 驾驶室组件4(适用825A机型,内外销机) CAB SUBASSEMBLY 4(APPLY TO 825A TYPE)



## 07.4.1 驾驶室组件4(适用825A机型,内外销机) CAB SUBASSEMBLY 4(APPLY TO 825A TYPE)

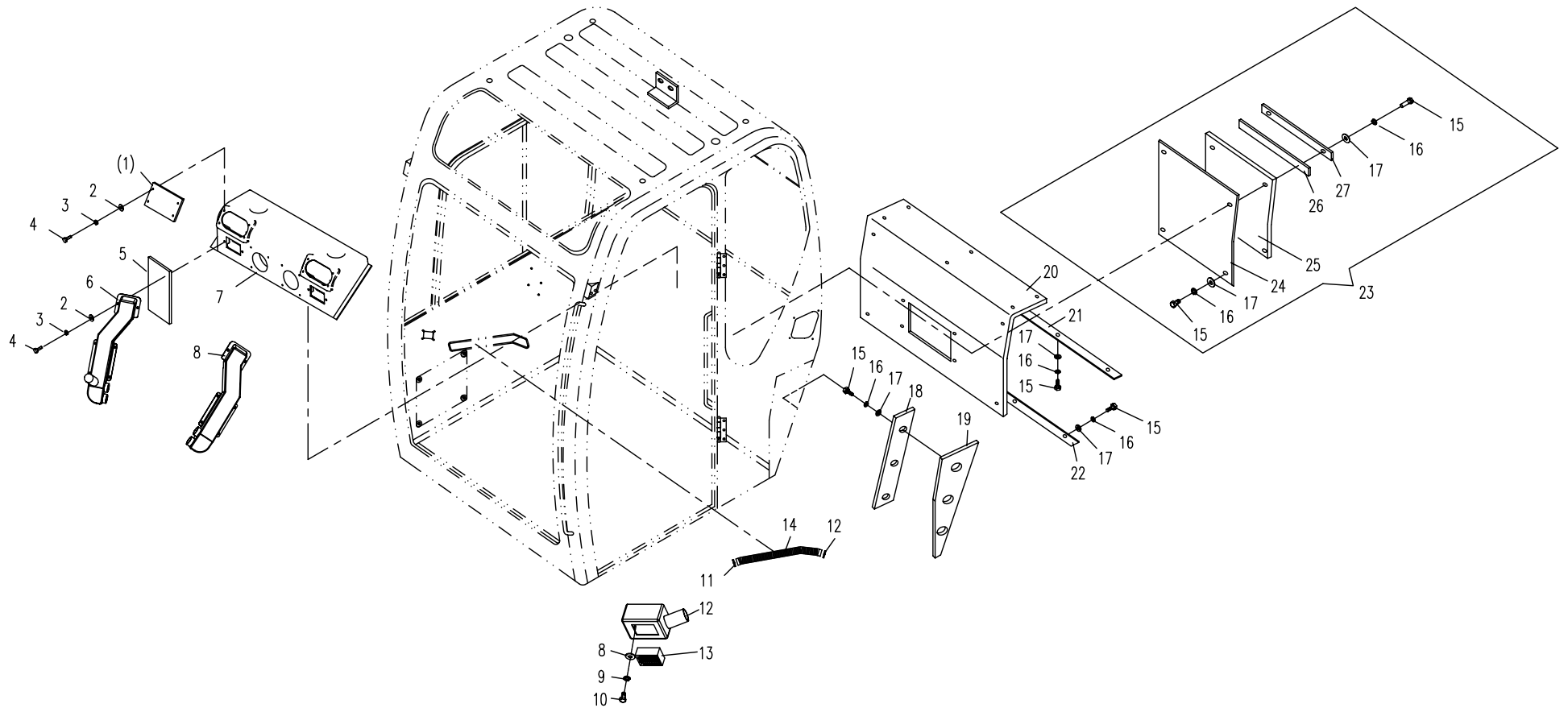
序号 Nb.	数量 Quantity	代号 Code	名称 Description		备注 Remark
1	4	GB/T 5783A	螺栓M10X20	Bolt M10X20	8.8-Zn.D
2	4	GB/T 93	垫圈 10	Washer 10	Zn.D
3	4	GB/T 97.1	垫圈 10	Washer 10	Zn.D
4	2	801-0708000	支板组件	Knighthead groupware	
5	4	801-0700036	垫圈 □	Washer II	
6	1	830D-0716000	右摆杆	Right sinister	
7	4	801-0700035	垫圈 □	Washer I	
8	5	GB/T 894.1	挡圈 12	Stopper 12	Zn.D
9	2	801-0907000	气弹簧	Pneumatic spring	
10	4	GB/T 5783A	螺栓M8X20	Bolt M8X20	8.8-Zn.D
11	4	GB/T 97.1	垫圈 8	Washer 8	Zn.D
12	2	GB/T 6170	螺母M8	Nut M8	8-Zn.D
13	1	830D-0700042	右扶手锁	Right handrail lock	
14	4	GB/T 93	垫圈 6	Washer 6	Zn.D
15	4	GB/T 70.1	螺栓M6X12	Bolt M6X12	8.8-Zn.D
16	1	830D-0700043	左扶手锁	Left handrail lock	
17	1	830D-0715000	左摆杆	Lift sinister	
	1	830D-0704000a	翻转窗组件	Overturn window subassembly	包括序号18—26零件
18	1	830D-0704100a	翻转窗框	Overturn window frame	
19	2	830D-0704004	滑轮	Slide seat	
20	1	860-0705200	电机固定板	Fixing plate	
21	2	GB/T 97.1	垫圈 8	Washer 8	Zn.D
22	2	860-0705002	垫片	Washer	
23	1	830D-0704001	翻转窗玻璃	Glass	
24	1	830D-0704003a	翻转窗下胶条	Rubber cushion	
25	1	830D-0704002	翻转窗胶条	Rubber cushion	
26	□ 3m	801-0700032	橡胶条 II	Rubber cushion II	

07.5.1 驾驶室组件5(适用825A机型,内销机) CAB SUBASSEMBLY 5(APPLY TO 825A TYPE)





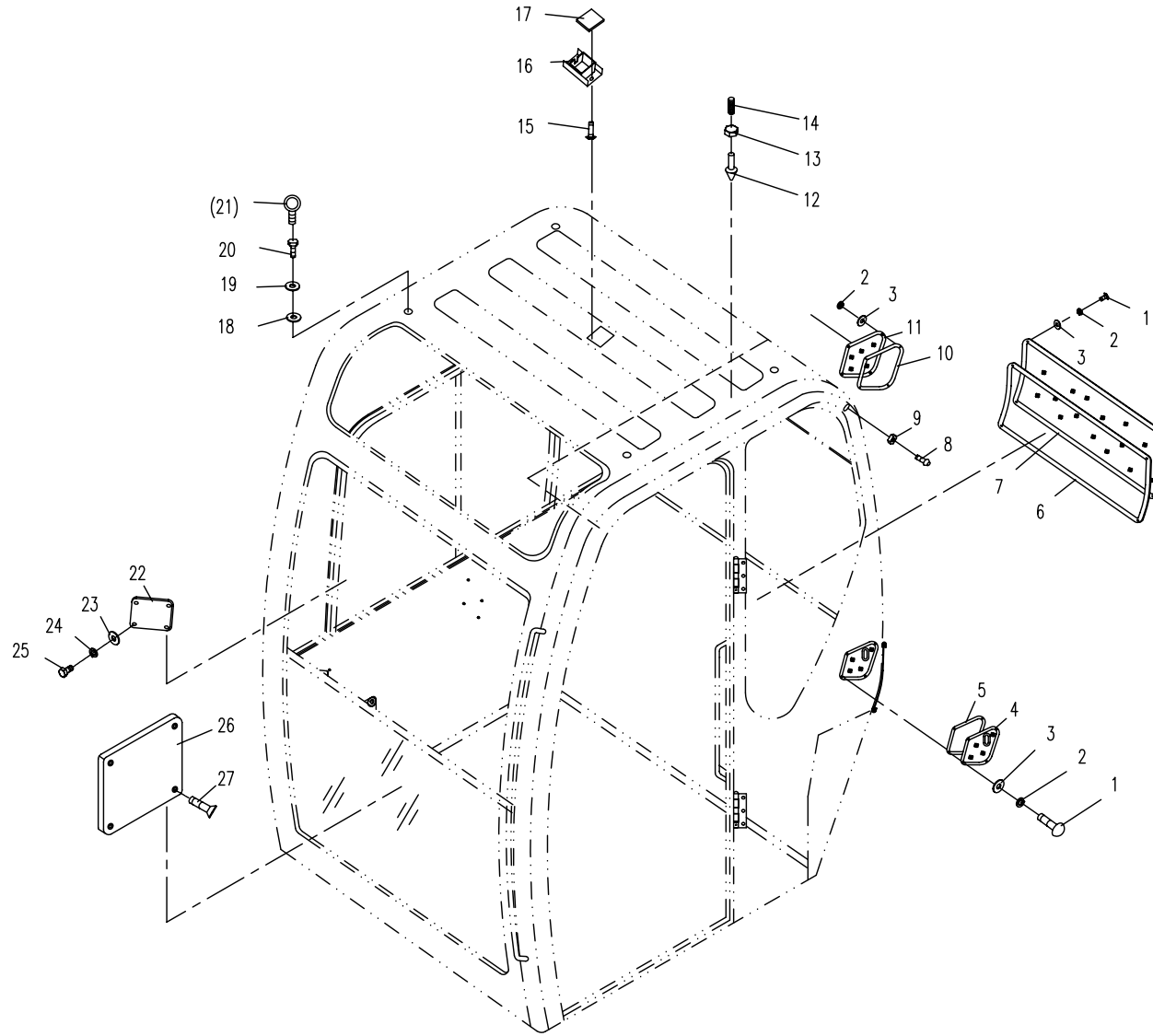
07.5.2 驾驶室组件5(适用825A机型,外销机) CAB SUBASSEMBLY 5(APPLY TO 825A TYPE,EXPORT)



## 07.5.2 驾驶室组件5(适用825A机型,外销机) CAB SUBASSEMBLY 5(APPLY TO 825A TYPE,EXPORT)

序号 Nb.	数量 Quantity	代号 Code	名称 Description		备注 Remark
1	2	830D-0700012	盖板 □	Cover board □	不装空调时用
2	8	GB/T 97.1	垫圈 5	Washer 5	Zn.D
3	8	GB/T 93	垫圈 5	Washer 5	Zn.D
4	8	GB/T 67	螺钉 M5X16	Bolh M5X16	8.8-Zn.D
5	1	830D-0700021	风道隔热板	Adiabatic board	
6	1	830E-0700006	右风道	Right wind path	
7	1	830D-0706000b	后盖板组件	Back cover board	
8	20	GB/T 93	垫圈 8	Washer 8	Zn.D
9	20	GB/T 97.1	垫圈 8	Washer 8	Zn.D
10	16	GB/T 5783A	螺栓 M8X20	Bolt M8X20	8.8-Zn.D
11	2	JB/ZQ3777	喉箍 46~64	Hoop 46~64	Zn.D
12	1	830E-0704000	风座	Wind seat	
13	1	830E-0700008	可调气口	Output wind port	
14	1	830E-0700007	过风管	Pass wind canal	
15	1	830D-0700017a	左风道	Left wind path	
16	17	GB/T 5783A	螺栓 M6X25	Bolt M6X25	8.8-Zn.D
17	17	GB/T 93	垫圈 6	Washer 6	Zn.D
18	17	GB/T 97.1	垫圈 6	Washer 6	Zn.D
19	1	830E-0700002	压板 □	Clamp board III	
20	1	830E-0700001	隔热板 □	Adiabatic board □	
21	1	830D-0700007a	隔热板	Adiabatic board	
22	2	830D-0700005a	压板 □	Clamp board □	
23	2	830D-0700006a	压板 □	Clamp board □	
24	1	830D-0705000a	隔热盖板	Adiabatic board	
25	1	830D-0705100b	盖板组件	Cover board groupware	
26	1	830D-0705001a	隔热板	Adiabatic board	
27	2	830D-0705003	封条 □	Blanked slat III	
28	2	830D-0705002a	压板	Clamp board	

07.6.1 驾驶室组件6(适用825A机型,内销机) CAB SUBASSEMBLY 6(APPLY TO 825A TYPE)

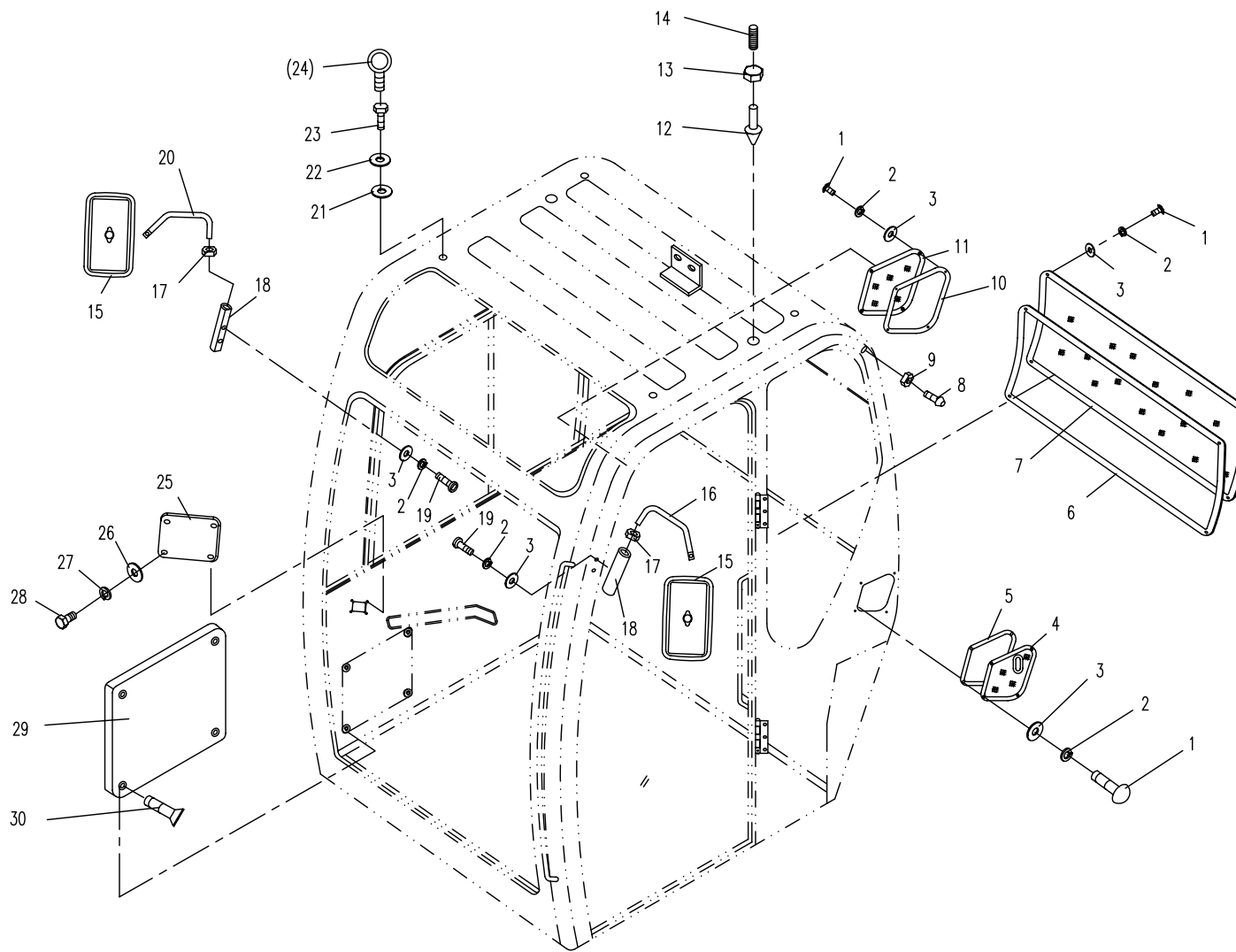




## 07.6.1 驾驶室组件6(适用825A机型,内销机) CAB SUBASSEMBLY 6(APPLY TO 825A TYPE)

序号 Nb.	数量 Quantity	代号 Code	名称 Description		备注 Remark
1	12	GB/T819.1	螺钉M6X16	Bolt M6X16	8.8-Zn.D
2	12	GB/T 93	垫圈6	Washer 6	Zn.D
3	12	GB/T 97.1	垫圈6	Washer 6	Zn.D
4	1	830D-0708100	左侧盖板	Left cover board	
5	2	830D-0708001	侧封板胶条	Rubber seal	
6	1	830D-0710001a	后胶垫	Back rubber washer	
7	1	830D-0711000a	后封板	Back seal board	
8	2	801-0704000	橡胶座	Rubber pedestal	
9	2	GB/T 6170	螺母M10	Nut M10	8-Zn.D
10	2	830D-0708001	侧封板胶条	Rubber seal	
11	1	830D-0709100	右侧盖板	Right cover board	
12	2	820-0703000	橡胶座	Rubber pedestal	
13	2	GB/T 6170	螺母M12	Nut M12	Zn.D
14	2	830D-0701027	螺柱M12	Bolt M6X25	8.8-Zn.D
15	2	GB/T819.1	螺钉M6X12	Bolt M6X12	8.8-Zn.D
16	1	830D-0714000	GPS安装架	GPS frame	
17	1	830D-0700041a	GPS外封板	GPS blanked board	
18	4	GB/T 97.1	垫圈 16	Washer 12	Zn.D
19	4	860-0700014	胶垫	Rubber washer	
20	4	GB/T 5783A	螺栓M16X20	Bolt M6X20	8.8-Zn.D
21	4	GB/T 825	螺钉M16	Bolt M16	作配件
22	1	830E-0700009	盖板	Cover board	不装仪表时用
23	4	GB/T 97.1	垫圈 8	Washer 8	Zn.D
24	4	GB/T 93	垫圈 8	Washer 8	Zn.D
25	4	GB/T 5783A	螺栓M8X20	Bolt M8X20	8.8-Zn.D
26	1	855-0704000a	电器盖盒	Electric cover	
27	4	GB/T 819.1	螺钉M6X20	Bolt M6X20	8.8-Zn.D

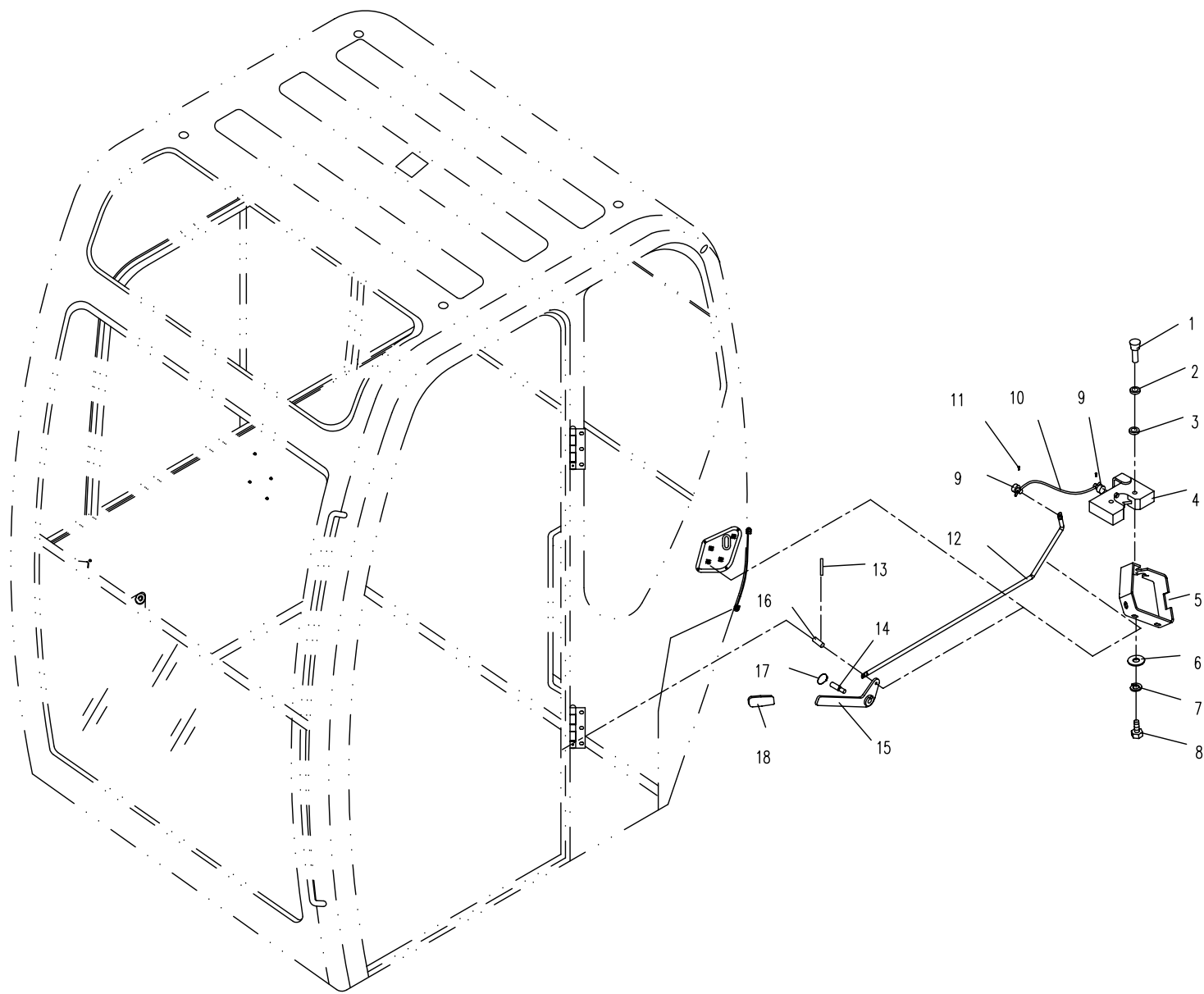
07.6.2 驾驶室组件6(适825A机型,外销机) CAB SUBASSEMBLY 6 (APPLY TO 825A TYPE,EXPORT)



## 07.6.2 驾驶室组件6(适用825A机型,外销机) CAB SUBASSEMBLY 6 (APPLY TO 825A TYPE,EXPORT)

序号 Nb.	数量 Quantity	代号 Code	名称 Description		备注 Remark
1	12	GB/T819.1	螺钉M6X16	Bolt M6X16	8.8-Zn.D
2	12	GB/T 93	垫圈6	Washer 6	Zn.D
3	12	GB/T 97.1	垫圈6	Washer 6	Zn.D
4	1	830D-0708100	左侧盖板	Left cover board	
5	2	830D-0708001	侧封板胶条	Rubber seal	
6	1	830D-0710001a	后胶垫	Back rubber washer	
7	1	830D-0711000a	后封板	Back seal board	
8	2	801-0704000	橡胶座	Rubber pedestal	
9	2	GB/T 6170	螺母M10	Nut M10	8-Zn.D
10	2	830D-0708001	侧封板胶条	Rubber seal	
11	1	830D-0709100	右侧盖板	Right cover board	
12	2	820-0703000	橡胶座	Rubber pedestal	
13	2	GB/T 6170	螺母M12	Nut M12	Zn.D
14	2	830D-0701027	螺柱M12	Bolt M6X25	8.8-Zn.D
15	2	830E-0700003	后视镜	Rearview mirror	
16	1	830E-0700011	左支杆	Left bracket	
17	2	830E-0700012	螺母M12X1	Nut M12X1	
18	2	830E-0700014	固定杆	Fixing Pole	
19	4	GB/T 70.1	内六角螺栓M6X16	Bolt M6X16	8.8-Zn.D
20	1	830E-0700013	右支杆	Right bracket	
21	4	GB/T 97.1	垫圈 16	Washer 12	Zn.D
22	4	860-0700014	胶垫	Rubber washer	
23	4	GB/T 5783A	螺栓M16X20	Bolt M6X20	8.8-Zn.D
24	4	GB/T 825	螺钉M16	Bolt M16	作配件
25	1	830E-0700009	盖板	Cover board	不装仪表时用
26	4	GB/T 93	垫圈 8	Washer 8	Zn.D
27	4	GB/T 97.1	垫圈 8	Washer 8	Zn.D
28	4	GB/T 5783A	螺栓M8X20	Bolt M8X20	8.8-Zn.D

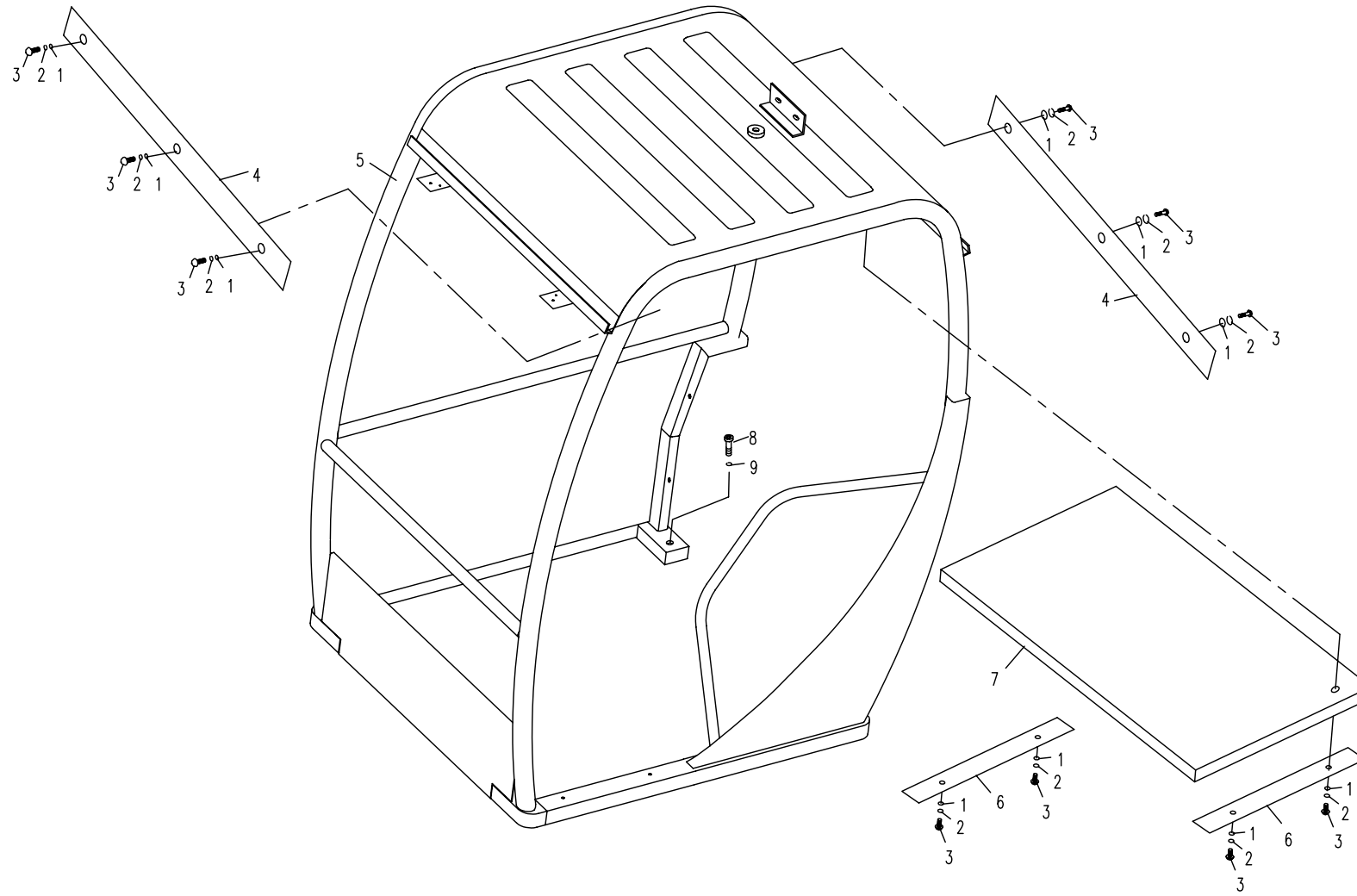
07.7.1 驾驶室组件7(适用825A机型,内外销机) CAB SUBASSEMBLY 7(APPLY TO 825A TYPE)







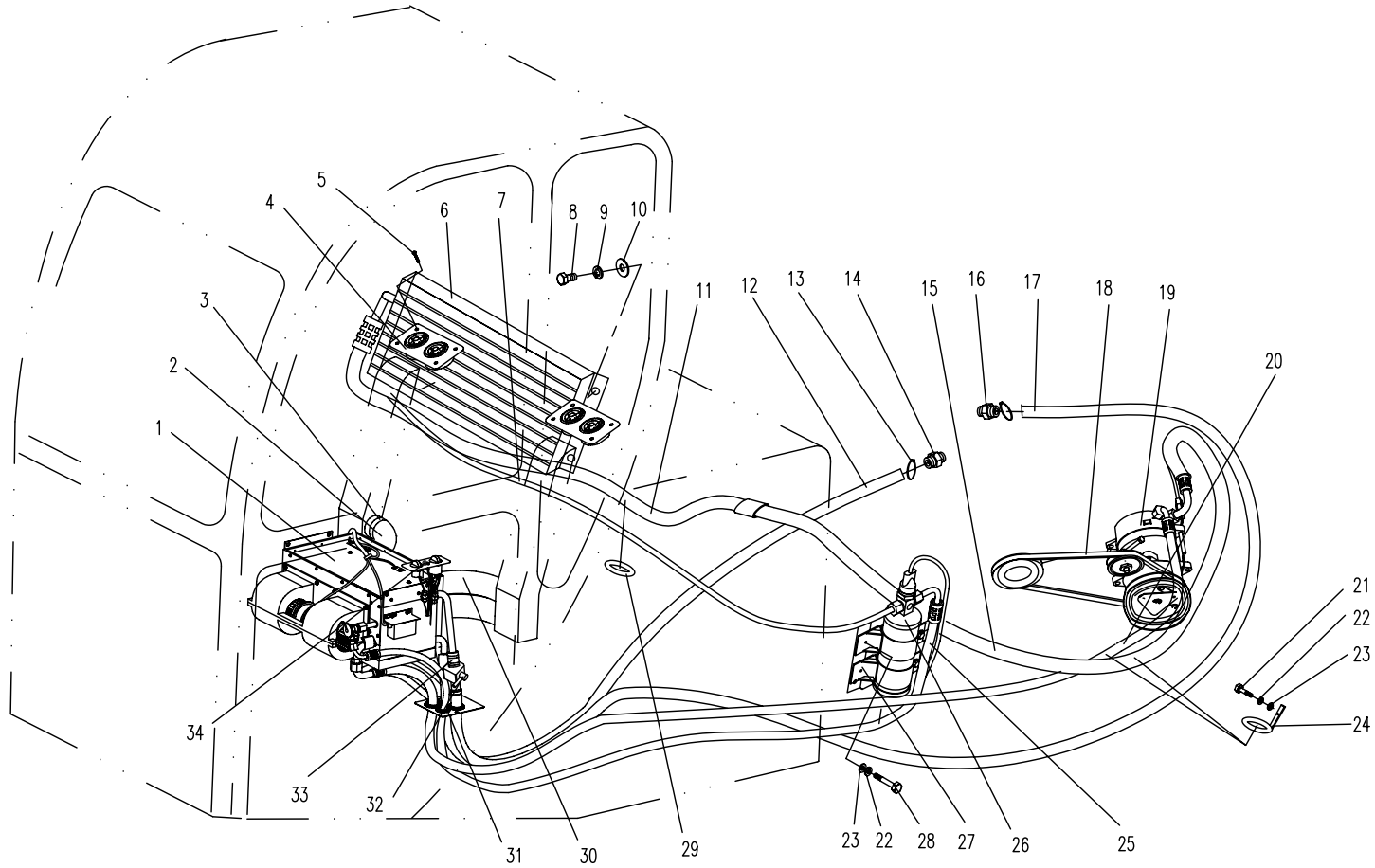
07.8.1 四柱棚(适用825机型) CANOPY (APLLY TO 825 TYPE)







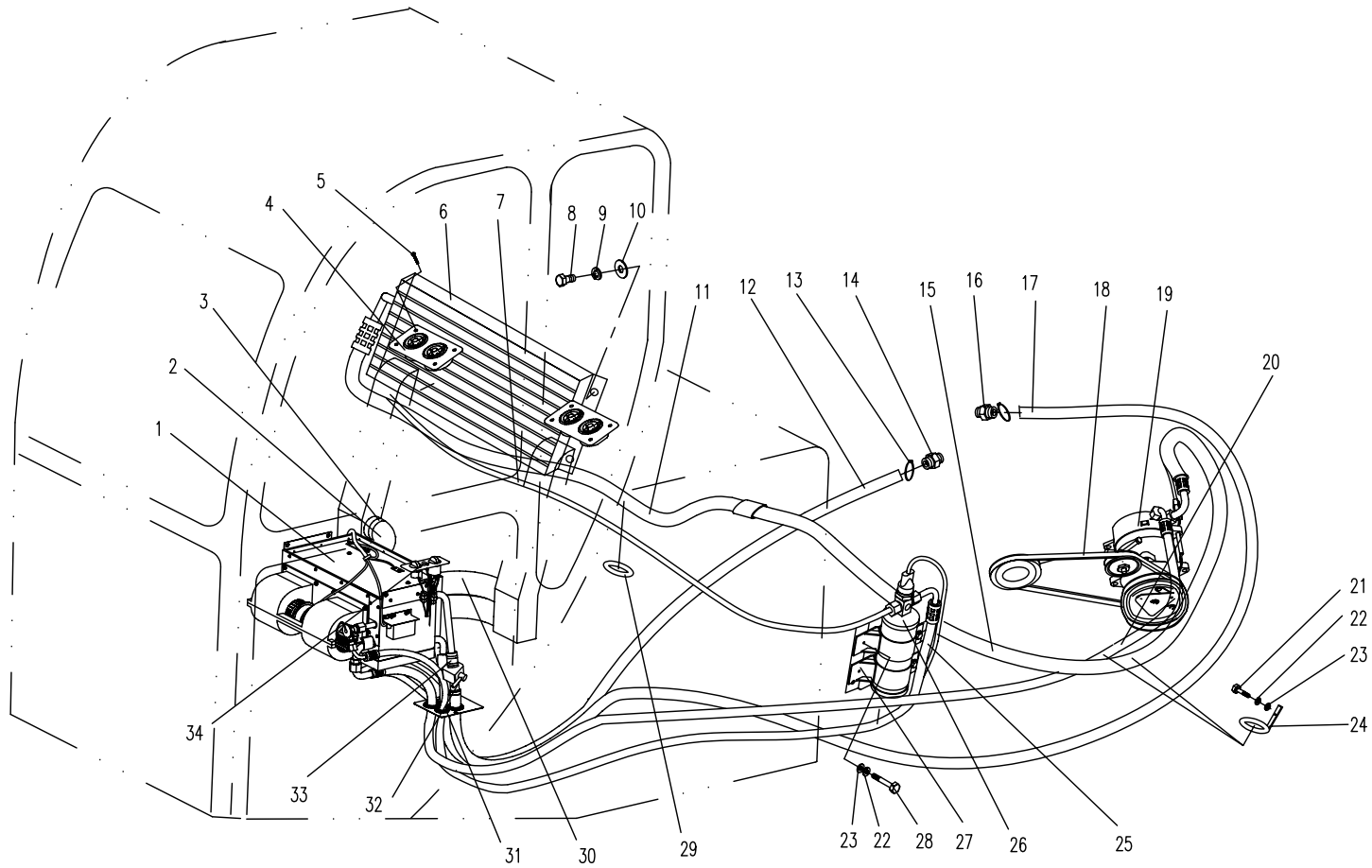
08.1.1 空调系统 (适用828A机型) AIR-CONDITION SYSTEM (APPLY TO 828A TYPE)



## 08.1.1 空调系统 (适用825A机型) AIR-CONDITION SYSTEM (APPLY TO 825A TYPE)

序号 Nb.	数量 Quantity	代号 Code	名称 Description		备注 Remark
1	1	850-0801600	空调箱总成	Air-condition box assembly	
2	1	830D-0801002	右风管	Right air pipe	
3	1	JB/ZQ3777	喉箍 55-60	Hoop 55 ~ 60	
4	2	830D-0801004	双联出风口	Double air port	
5	8	GB/T 65	螺钉M5X10	Bolt M5X10	
6	1	850-0801100	冷凝器总成	Condenser assembly	
7	1	830D-0801500	干燥瓶入口管总成	Desiccator intake pipe	
8	4	GB/T 5783A	螺栓M8X20	Bolt M8X20	8.8-Zn.D
9	7	GB/T 93	垫圈 8	Washer 8	Zn.D
10	4	GB/T 96	垫圈8	Washer 8	Zn.D
11	1	830D-0801200	冷凝器入口管总成	Condenser intake pipe	
12	1	850-0800001	暖水管 I	Warm water pipe I	
13	4	JB/ZQ3777	喉箍 16-25	Hoop 16 ~ 25	
14	1	860B-0800001	暖水管接头	Warm water pipe joint	
15	1	850-0801200	排气软管总成	Vent-pipe assembly	
16	1	850-0800004	管接头	Joint	
17	1	850-0800002	暖水管 II	Warm water pipe II	
18	1	830D-0801002	空调皮带 (1340)	Air-condition strap(1340)	
19	1	850-0801400	压缩机总成	Compressor assembly	
20	1	850-0801500	吸气软管总成	Inspiration pipe assembly	
21	1	GB/T 5783A	螺栓M6X30	Bolt M6X30	
22	5	GB/T 97.1	垫圈 6	Washer 6	
23	5	GB/T 93	垫圈 6	Washer 6	
24	1	850-0801002	管夹	Pipe clamp	
25	1	850-0801300	干燥瓶出口管总成	Desiccator exit pipe	
26	1	830D-0801600	干燥瓶总成	Desiccator assembly	
27	1	830H-0802000	支架组件	Bracket	
28	4	GB/T 5783A	螺栓M6X20	Bolt M6X20	

08.1.1 空调系统 (适用828A机型) AIR-CONDITION SYSTEM (APPLY TO 828A TYPE)

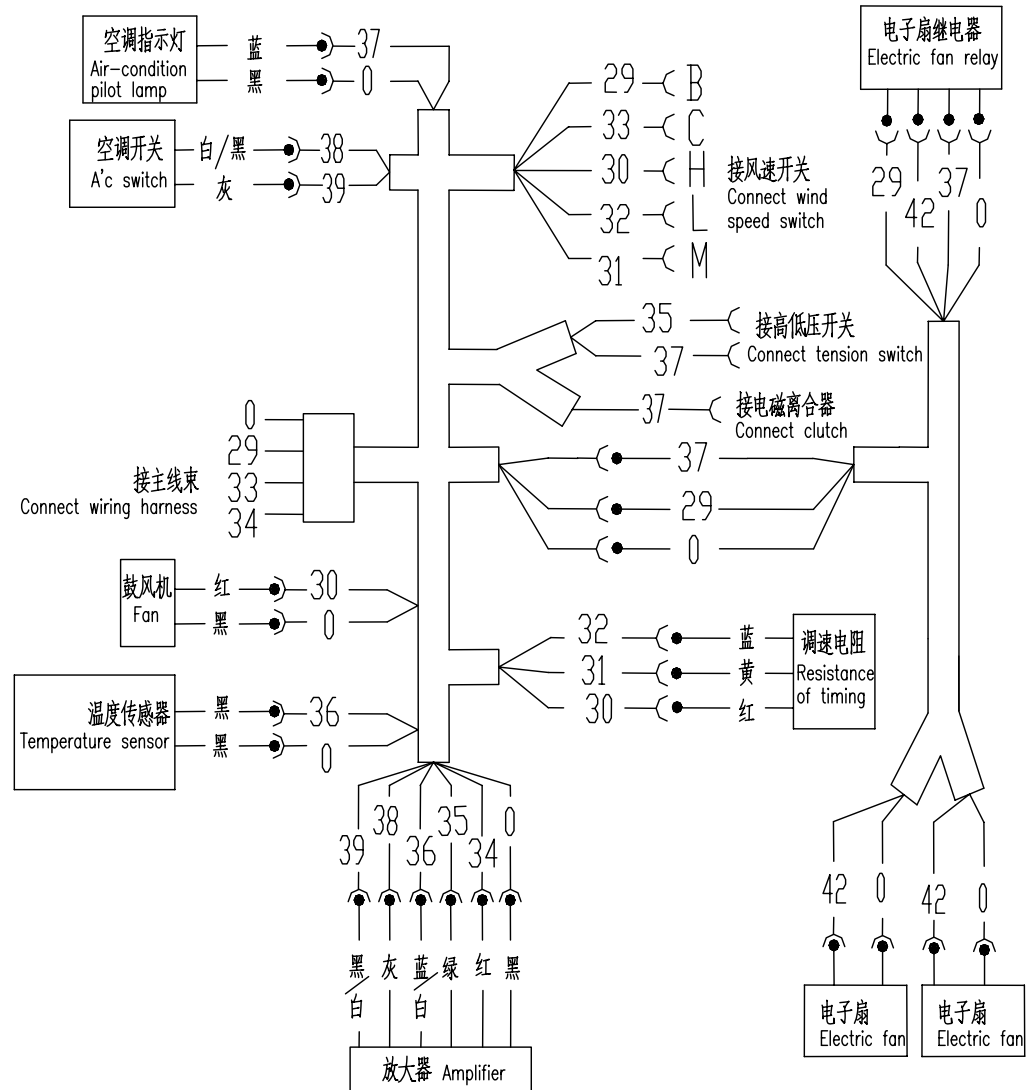




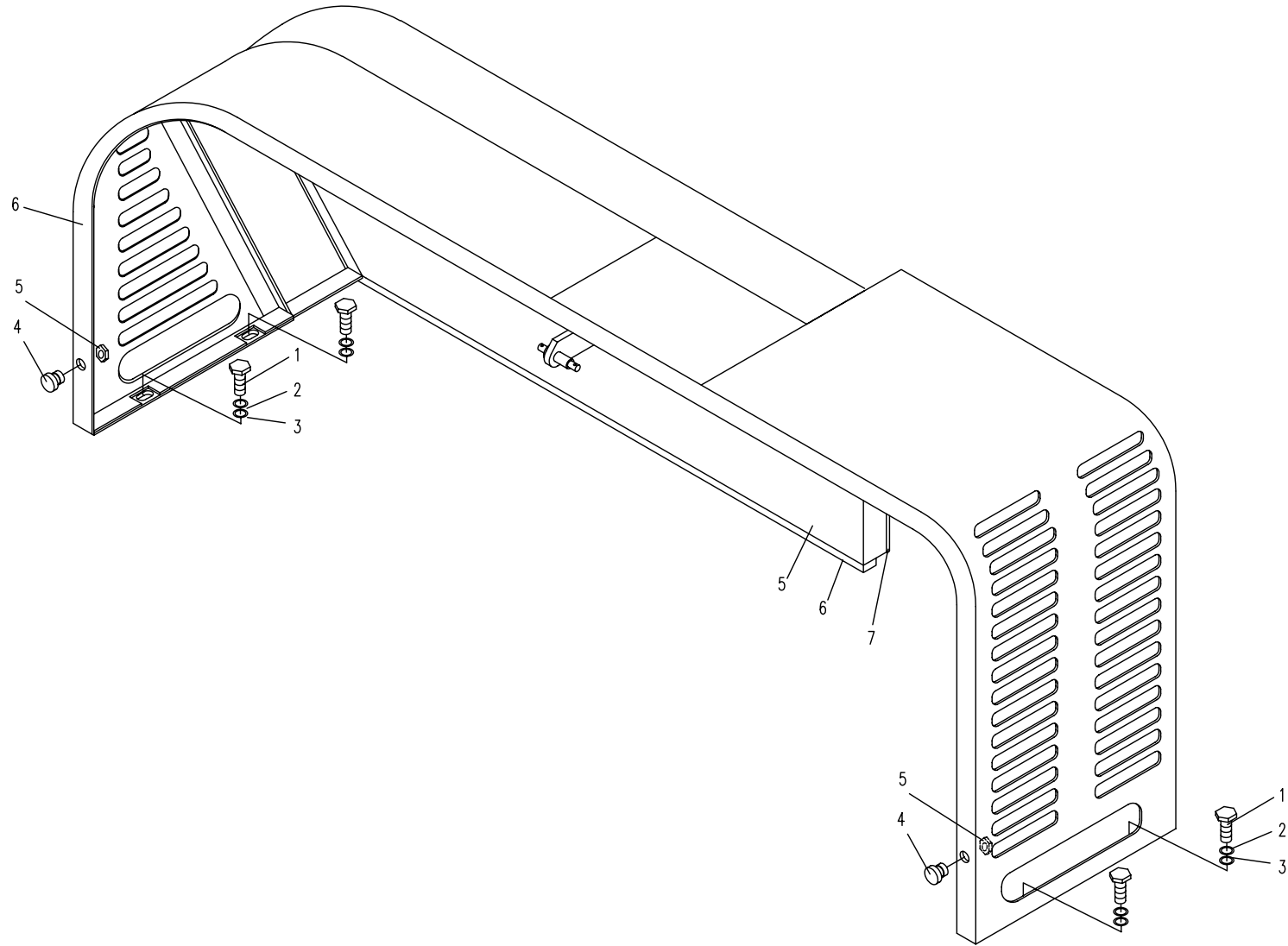
# 08.2.1 空调系统 接线图 (适用825A机型) AIR-CONDITION SYSTEM CONNECTION DRAWING (APPLY TO 825A TYPE)

导线颜色中英文对照  
Table Of Color Symbol

黑色	Black
红色	Red
白色	White
黄色	Yellow
绿色	Green
蓝色	Blue
灰色	Grey
白/黑色	White/Black
蓝/白色	Blue/White

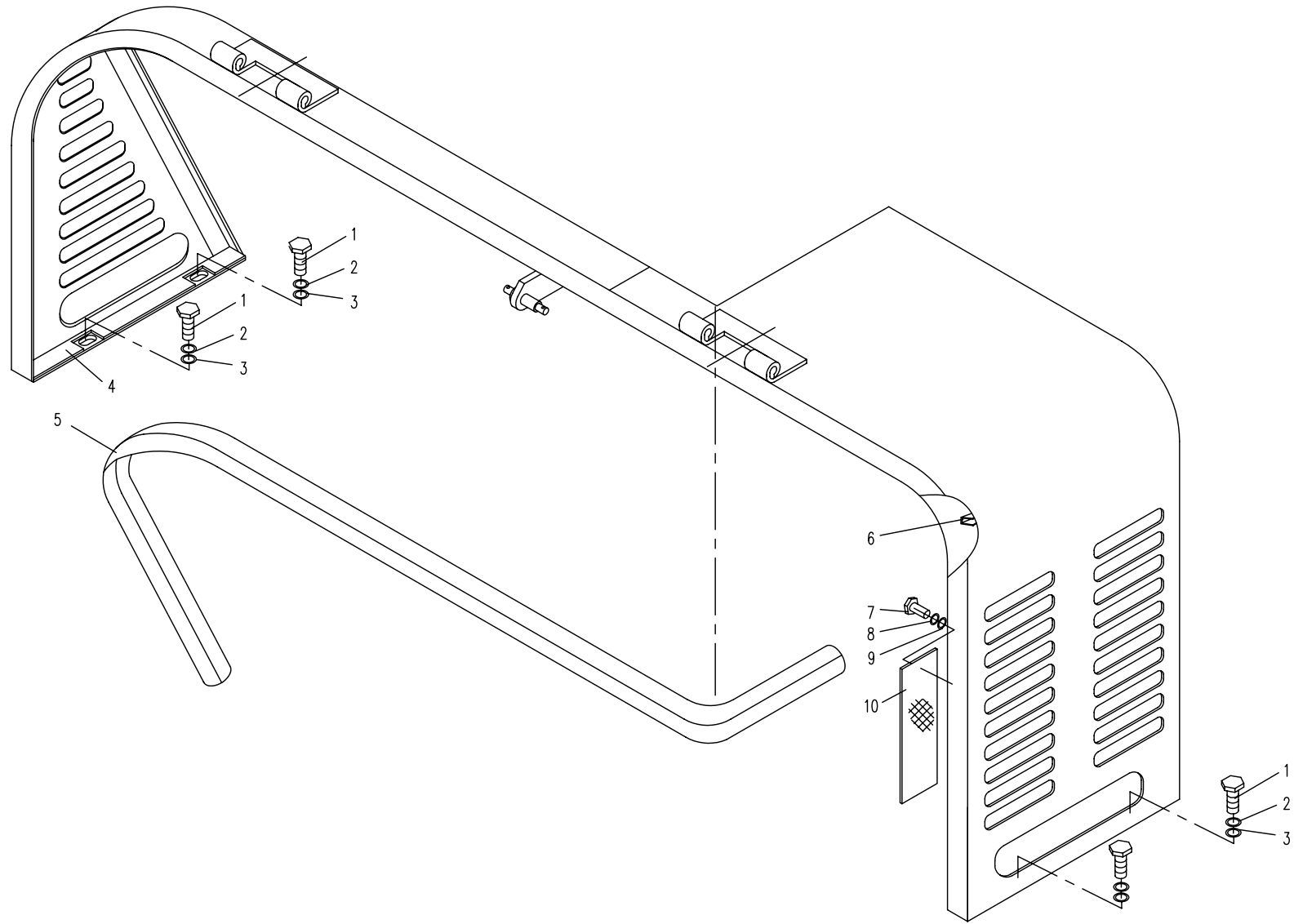


09.1.1 罩框组件(适用825机型) COVER FRAME MODULE(APLLY TO 825 TYPE)





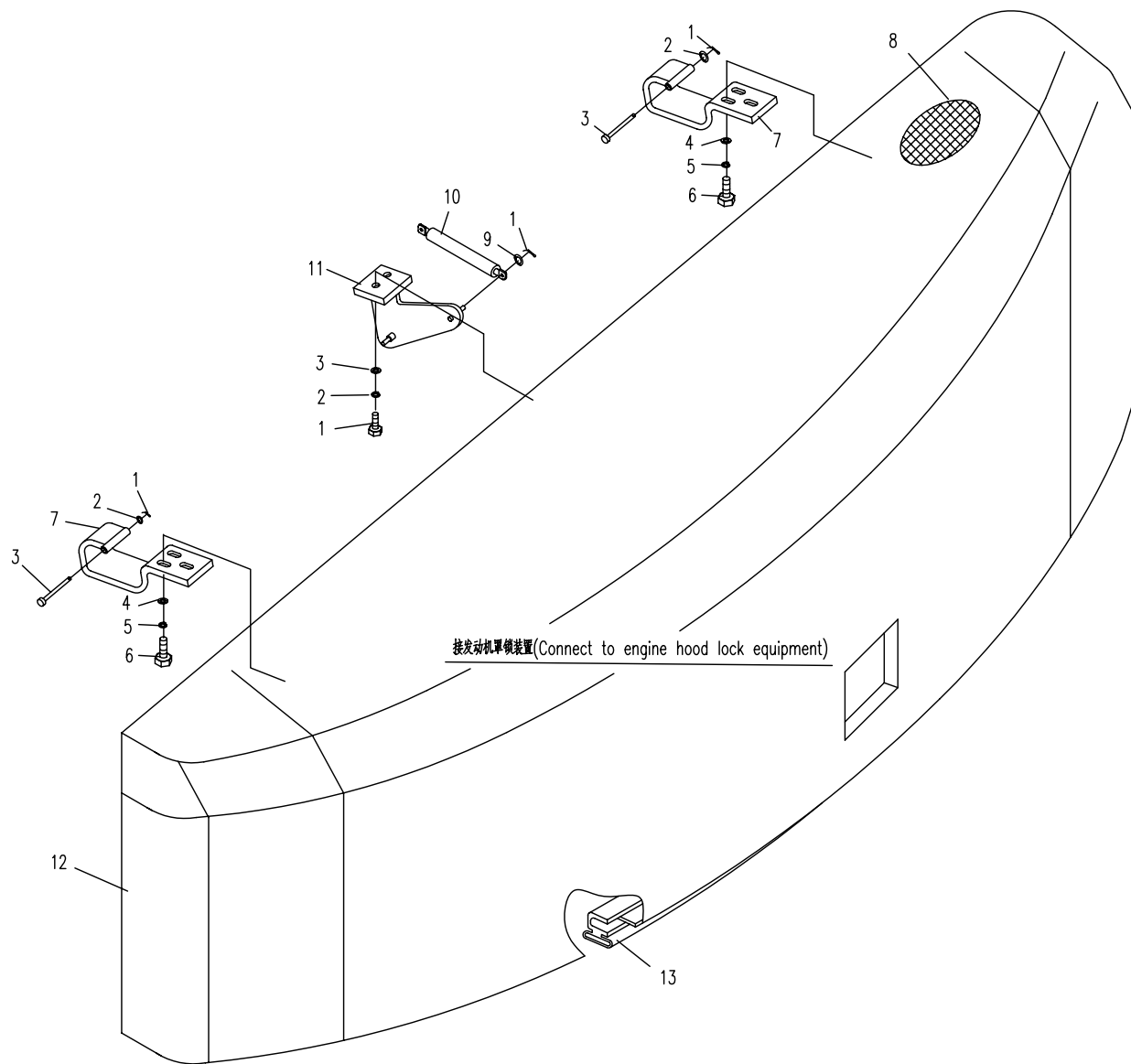
09.1.2 單框组件(适用825A机型) COVER FRAME MODULE(APLLY TO 825A TYPE)





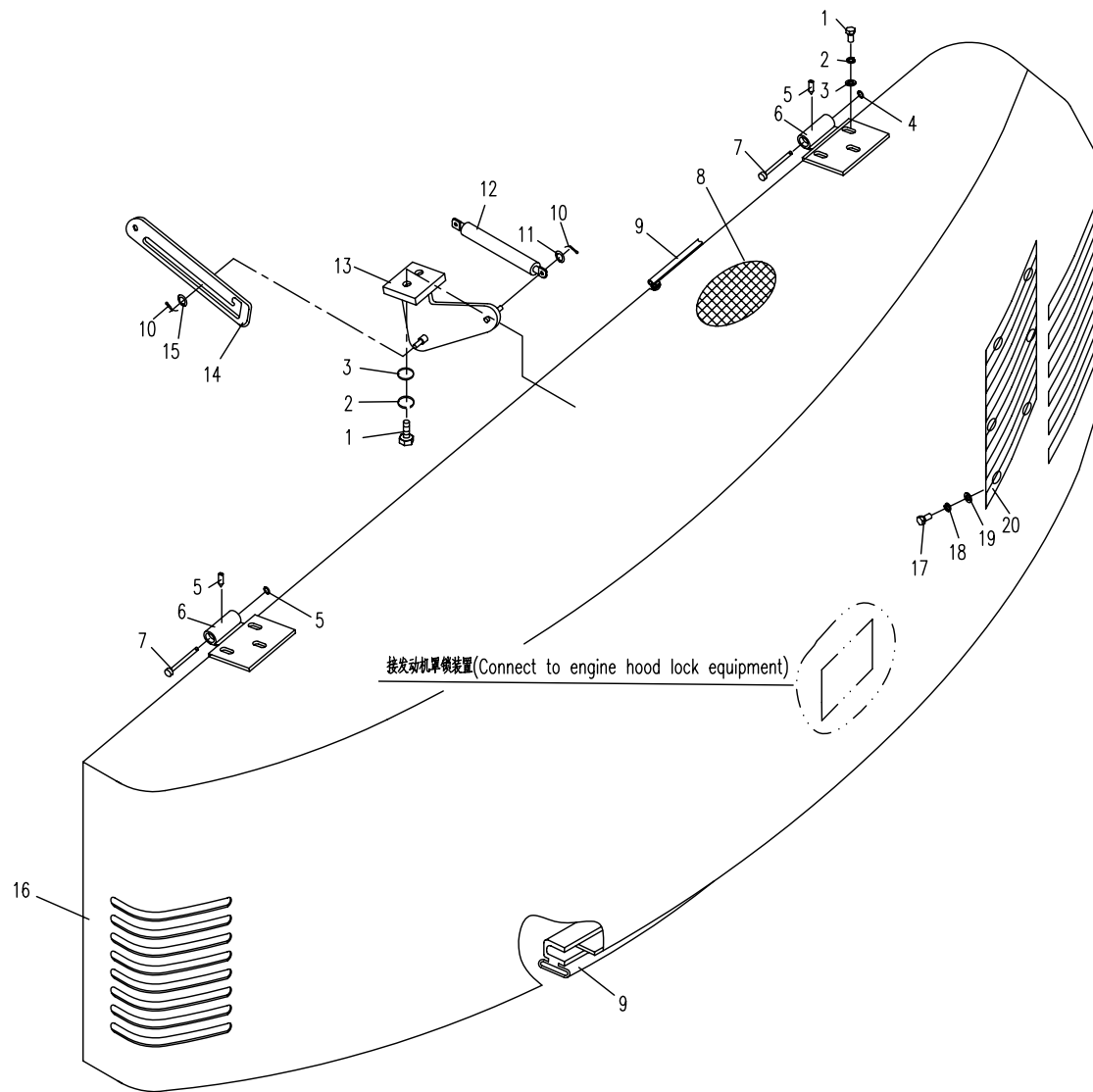


# 10.1.1 发动机罩(适用825机型)ENGINE HOOD (APLLY TO 825 TYPE)



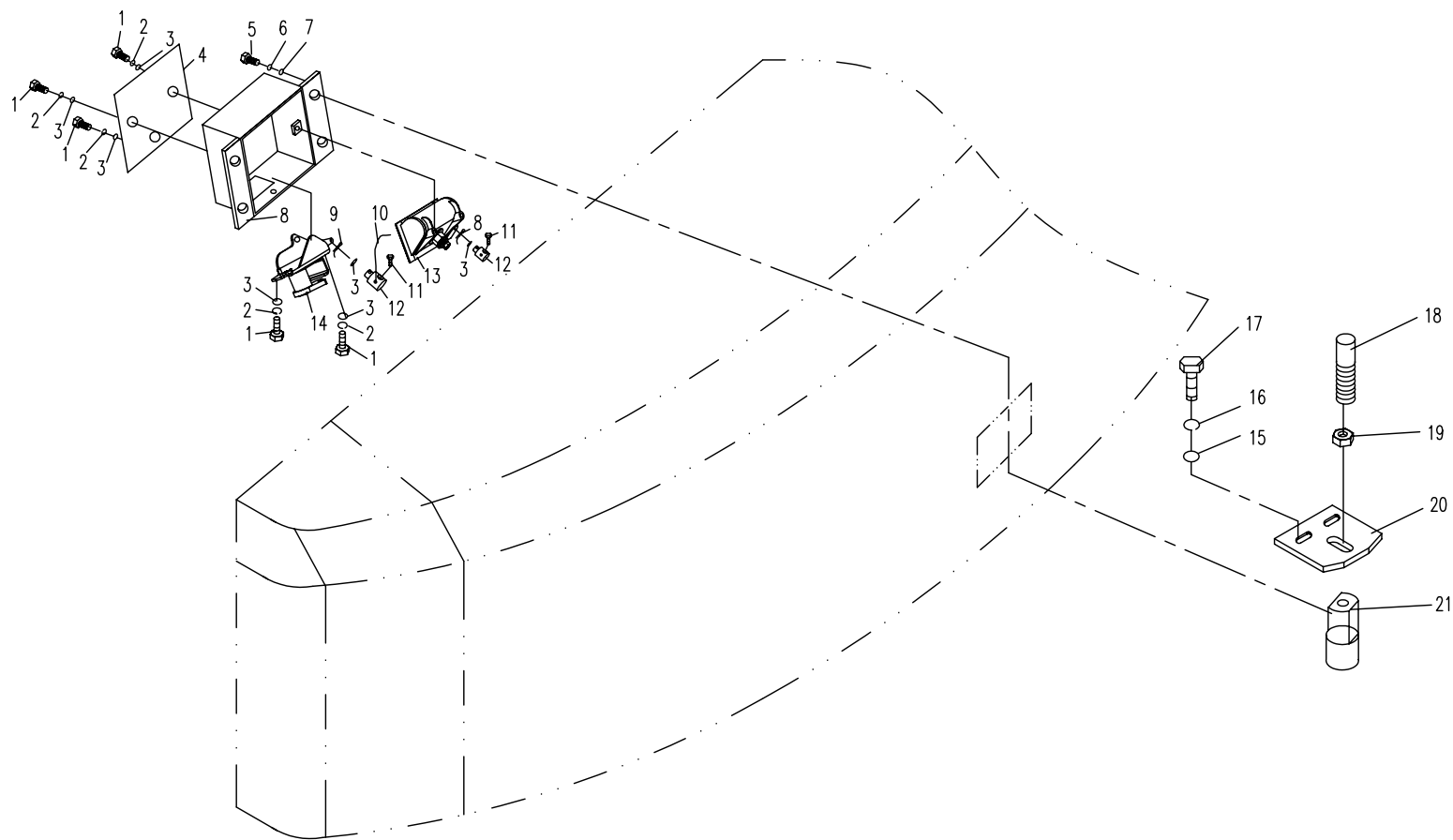


10.1.2 发动机罩(适用825A机型) ENGINE HOOD(APPLY TO 825A TYPE)



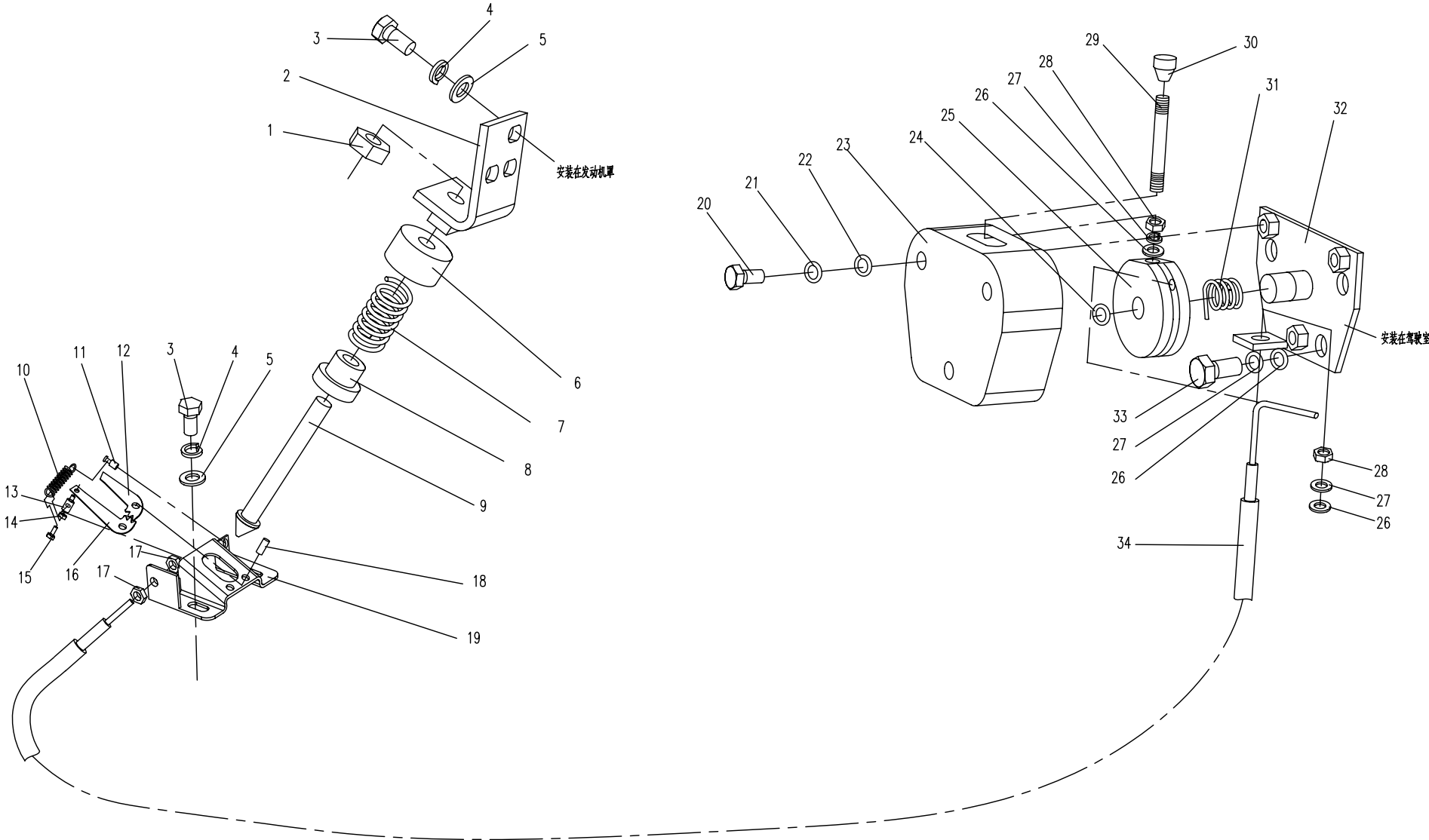


10.2.1 发动机罩锁装置(适用825机型)ENGINE HOOD LOCK EQUIPMENT (APPLY TO 825 TYPE)





10.2.2 发动机罩锁装置(适用于825A机型) ENGINE HOOD LOCK EQUIPMENT (APPLY TO 825A TYPE)

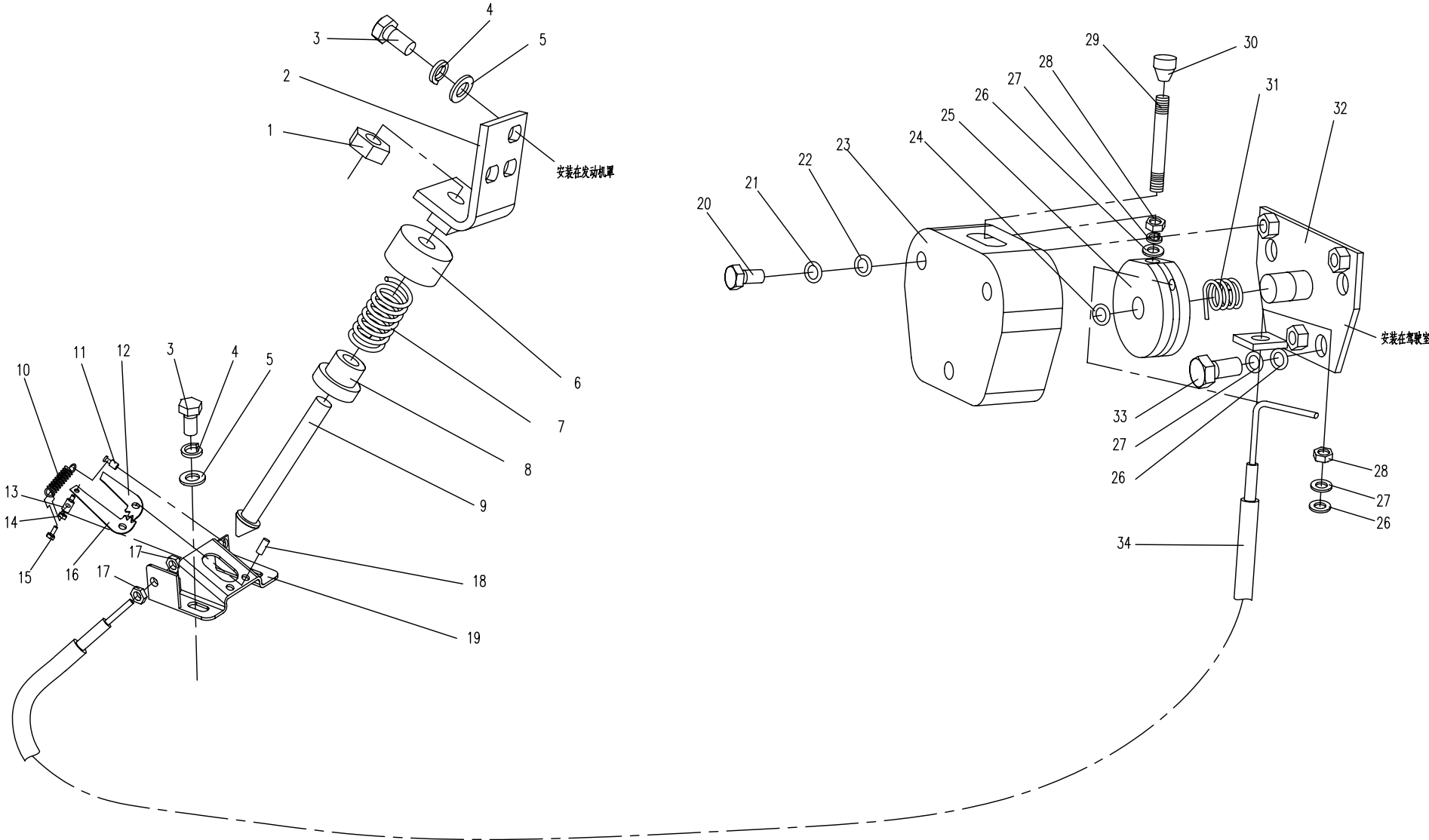




10.2.2 发动机罩锁装置(适用于825A机型) ENGINE HOOD LOCK EQUIPMENT (APPLY TO 825A TYPE)

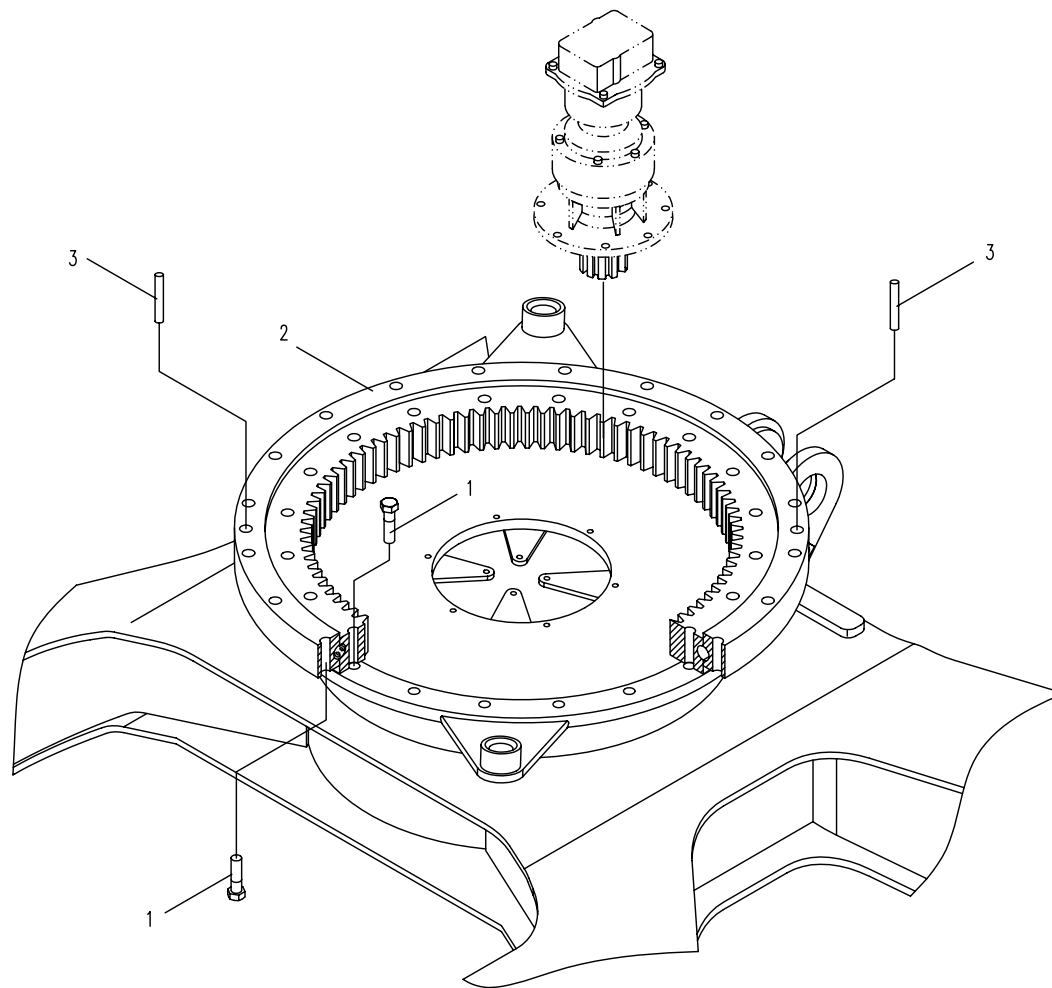
序号 Nb.	数量 Quantity	代号 Code	名称 Description		备注 Remark
1	1	GB/T 6170	螺母M12	Nut M12	8-Zn.D
2	1	830D-1014200	锁销座	Lock pin pedestal	
3	5	GB/T 5783A	螺栓M10X20	Bolt M10x20	8.8-Zn.D
4	5	GB/T 93	垫圈10	Washer 10	Zn.D
5	5	GB/T 97.1	垫圈10	Washer 10	Zn.D
6	1	830D-1014003	螺母	Nut	
7	1	830D-1014004	弹簧	Spring	
8	1	830D-1014005	弹簧座	Spring pedestal	
9	1	830D-1014002	锁销	Lockpin	
10	1	830D-1014001	拉簧	Tension spring	
11	1	830D-1014103	销轴	Shaft pin	
12	1	830D-1014104	右卡板	Right check board	
13	1	830D-1014101	软轴固定销	Flexible axles pin	
14	1	GB/T 6170	螺母M5	Nut M5	8-Zn.D
15	1	GB/T 5783A	螺栓M5X16	Bolt M5X16	8.8-Zn.D
16	1	830D-1014105	左卡板	Left check board	
17	2	GB/T 6172.1	螺母M10X1	Nut M10X1	8-Zn.D
18	2	830D-1014102	转轴	Rotational pin	
19	1	830D-1014110	座	Pedestal	
20	3	GB/T 818	螺钉M6X30	Bolt M6X30	8.8-Zn.D
21	3	GB/T 93	垫圈6	Washer 6	Zn.D
22	3	GB/T 97.1	垫圈6	Washer 6	Zn.D
23	3	830D-1015004	盖	Cover	
24	1	GB/T 894.1	挡圈9	Closing ring9	
25	1	830D-1015002	转盘	Turntable	
26	5	GB/T 97.1	垫圈8	Washer 8	Zn.D
27	5	GB/T 93	垫圈8	Washer 8	Zn.D
28	2	GB/T 6170	螺母M8	Nut M8	8-Zn.D

10.2.2 发动机罩锁装置(适用于825A机型) ENGINE HOOD LOCK EQUIPMENT (APPLY TO 825A TYPE)



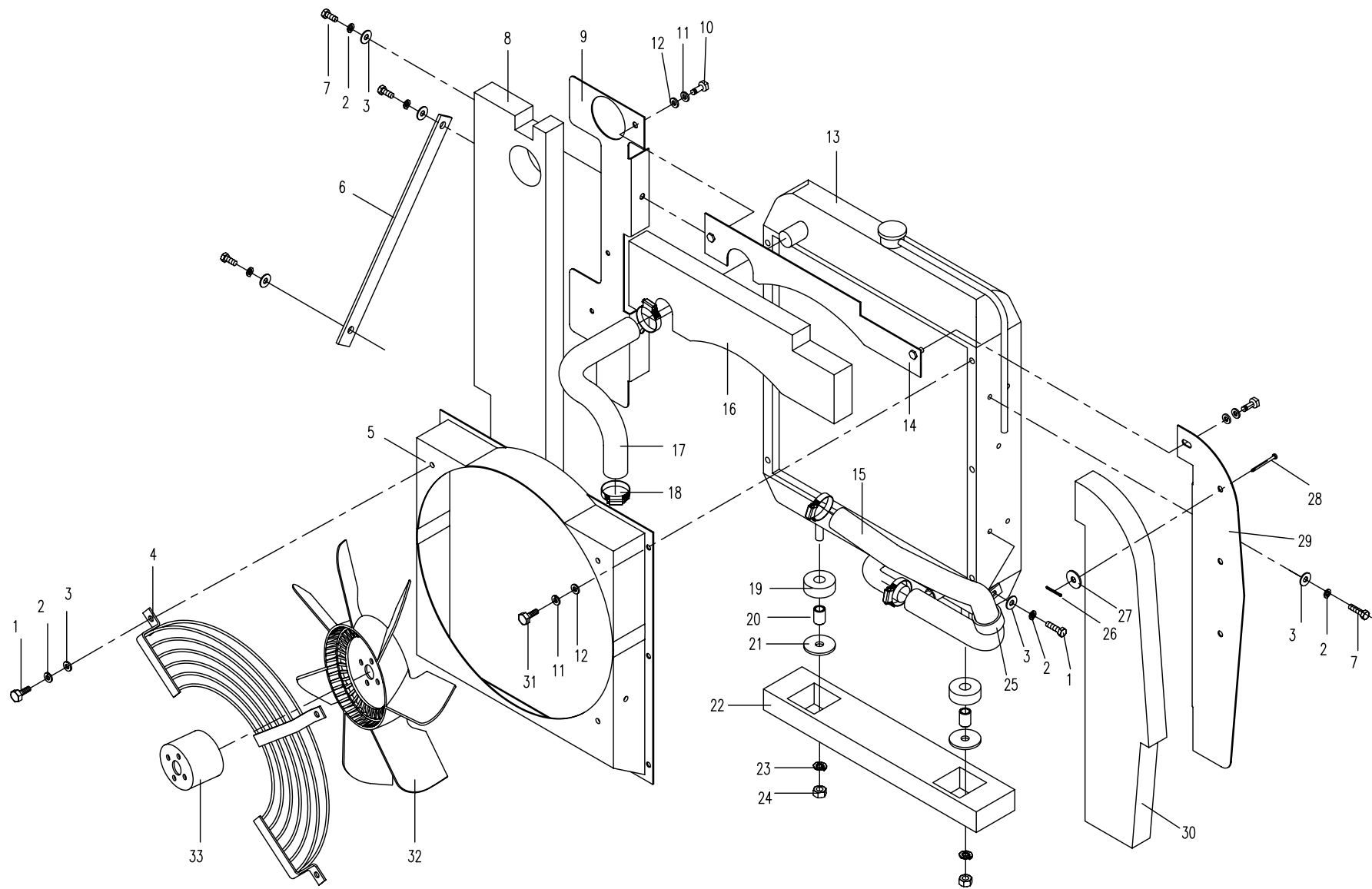


11.1.1 回转支承(适用825、825A机型) SLEWING SUPPORT (APPLY TO 825,825A TYPE)





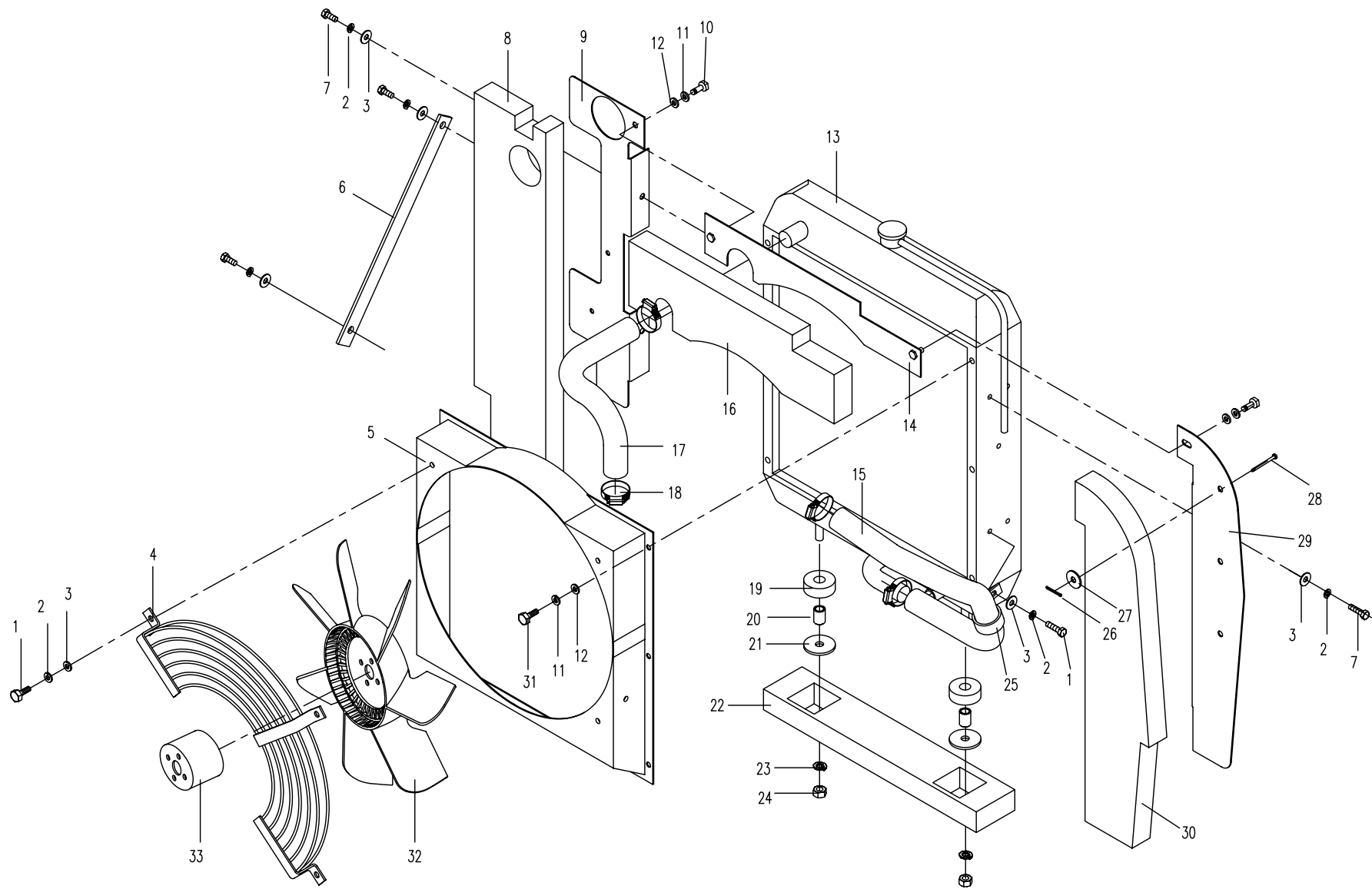
# 12.1.1 冷却系统(适用825机型) COOLING SYSTEM (APPLY TO 825 TYPE)



12.1.1 冷却系统(适用825机型) COOLING SYSTEM (APPLY TO 825 TYPE)

序号 Nb.	数量 Quantity	代号 Code	名称 Description		备注 Remark
1	6	GB/T 5783A	螺栓M8X20	Bolt M8x20	
2	10	GB/T 93	垫圈8	Washer 8	
3	10	GB/T 97.1	垫圈8	Washer 8	
4	1	828-1201100	护网	Fender	
5	1	825-1201100	导风罩	Fan guide	
6	1	825-1201001	拉杆	Pull staff	
7	4	GB/T 5783A	螺栓M8X16	Bolt M8 □ 16	
8	1	828-1201001	左隔热垫	Left heat-insulation space	
9	1	825-1201003	左隔风板	Left wind separate board	
10	2	GB/T 5783A	螺栓 M6x12	Bolt M6x12	
11	8	GB/T 97.1	垫圈6	Washer 6	
12	8	GB/T 93	垫圈6	Washer 6	
13	1	825-1201300	水散热器	Radiator	
14	1	825-1201200	上隔风板	Upper wind separate board	
15	1	825-1201002	下水管	Lower water pipe	
16	1	828-1201002	上隔热垫	Upper heat-insulation space	
17	1	828-1201003	上水管	Upper water pipe	
18	4	JB/ZQ 3777	喉箍 32~ 44	Hoop 32~44	
19	2	830H-1201001	上减振垫	Upper shock spacer	
20	2	830H-1201011	套筒	Sleeve	
21	2	830H-1201012	垫圈	Washer	
22	1	830H-1201009	下隔风垫	Down wind separate space	
23	2	GB/T 93	垫圈 12	Washer 12	
24	2	GB/T 6170	螺母M12	Nut M12	
25	1	830H-1201016	固定箍	Fixing hoop	
26	6	GB/T 91	开口销2X16	Cotter pin 2X16	
27	6	830-1201013	垫片	Washer	
28	6	830-1201012	销	Pin	

# 12.1.1 冷却系统(适用825机型) COOLING SYSTEM (APPLY TO 825 TYPE)

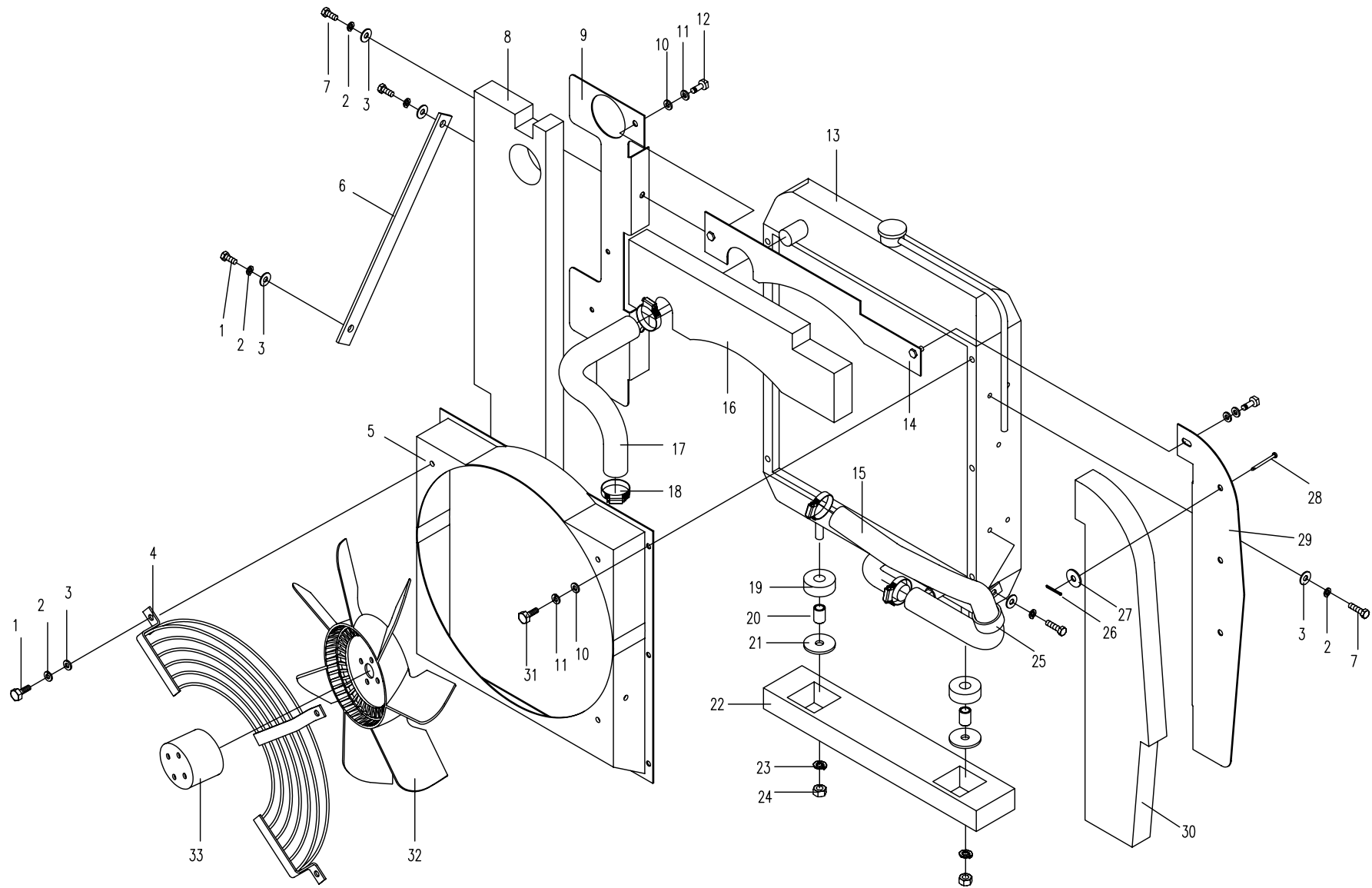






12.1.2

冷却系统(适用825A机型) COOLING SYSTEM (APPLY TO 825A TYPE)

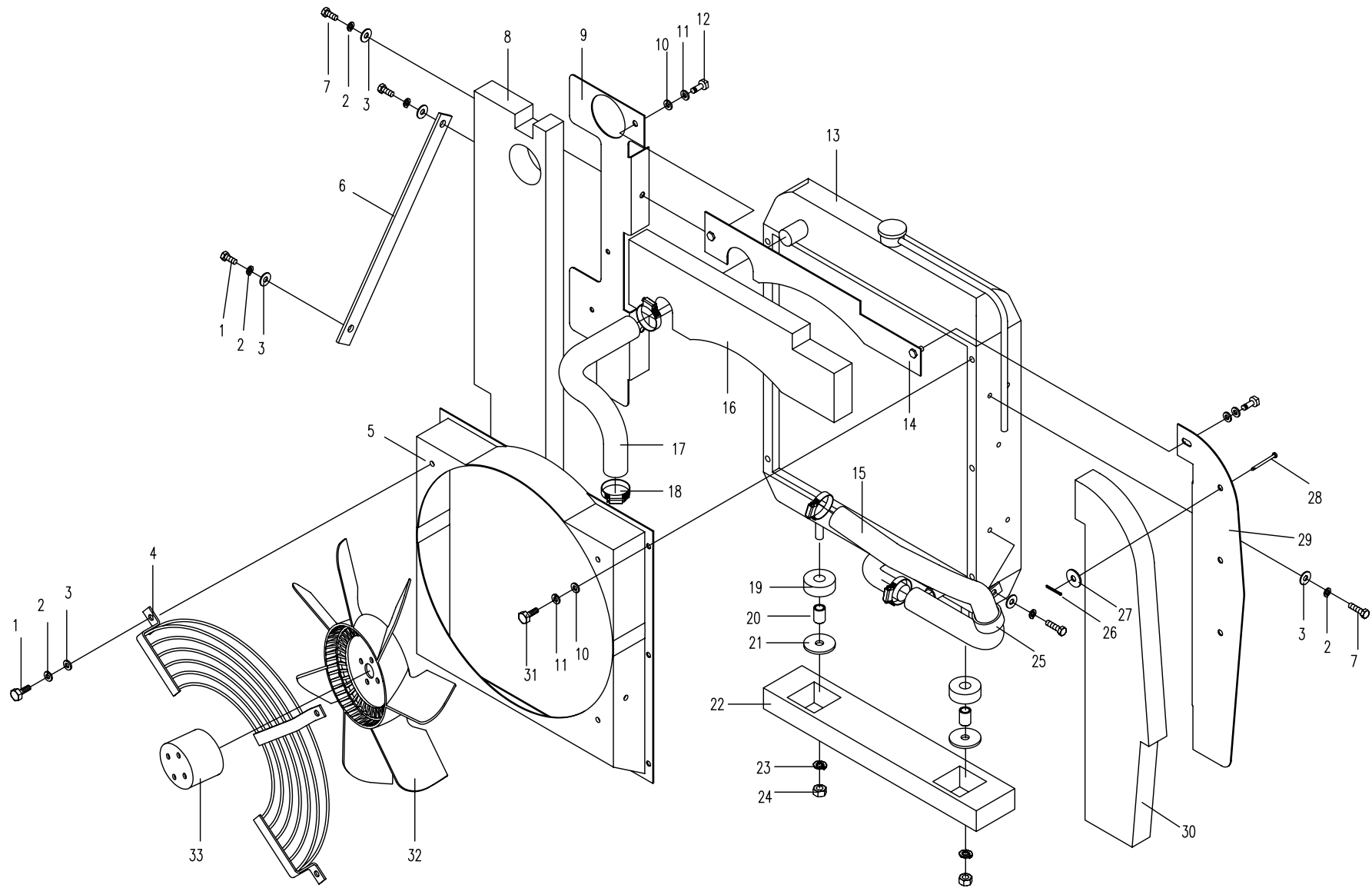


12.1.2 冷却系统(适用825A机型) COOLING SYSTEM (APPLY TO 825A TYPE)

序号 Nb.	数量 Quantity	代号 Code	名称 Description		备注 Remark
1	6	GB/T 5783A	螺栓M8X20	Bolt M8x20	
2	10	GB/T 93	垫圈8	Washer 8	
3	10	GB/T 97.1	垫圈8	Washer 8	
4	1	828-1201100	护网	Fender	
5	1	828-1201300	导风罩	Fan guide	
6	1	830H-1201008	拉杆	Pull staff	
7	4	GB/T 5783A	螺栓M8X16	Bolt M8 □ 16	
8	1	828-1201001	左隔热垫	Left heat-insulation space	
9	1	828-1201004	左隔风板	Left wind separate board	
10	8	GB/T 97.1	垫圈6	Washer 6	
11	6	GB/T 93	垫圈6	Washer 6	
12	2	GB/T 5783A	螺栓 M6x12	Bolt M6x12	
13	1	828-1201400	水散热器	Radiator	
14	1	828-1201200	上隔风板	Upper wind separate board	
15	1	828-1201006	下水管	Lower water pipe	
16	1	828-1201002	上隔热垫	Upper heat-insulation space	
17	1	828-1201003	上水管	Upper water pipe	
18	4	JB/Q 3777	喉箍 32~ 44	Hoop 32~44	
19	2	830H-1201001	上减振垫	Upper shock spacer	
20	2	830H-1201011	套筒	Sleeve	
21	2	830H-1201012	垫圈	Washer	
22	1	830H-1201009	下隔风垫	Down wind separate space	
23	2	GB/T 93	垫圈 12	Washer 12	
24	2	GB/T 6170	螺母M12	Nut M12	
25	1	830H-1201016	固定箍	Fixing hoop	
26	6	GB/T 91	开口销2X16	Cotter pin 2X16	
27	6	830-1201013	垫片	Washer	
28	6	830-1201012	销	Pin	

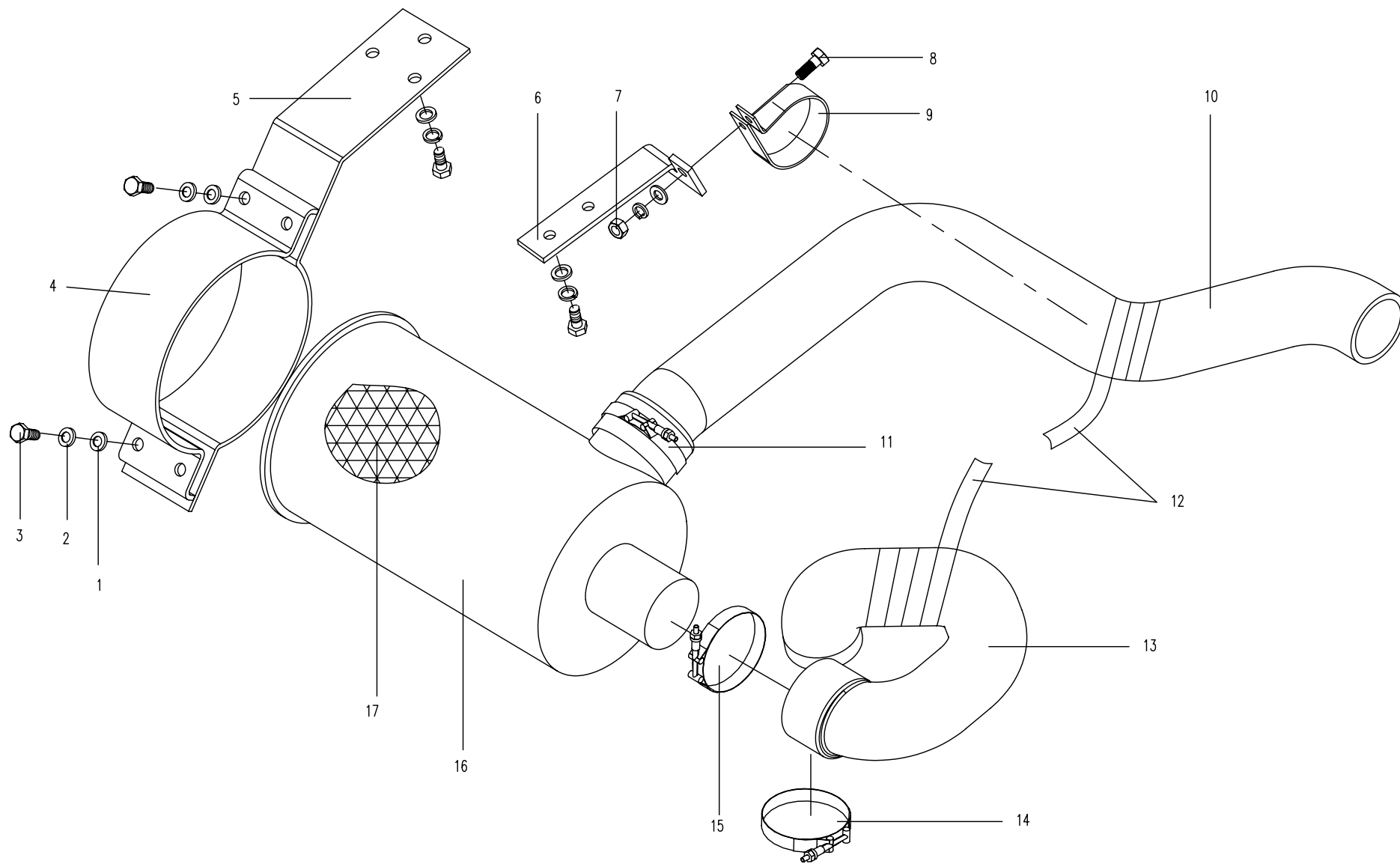
12.1.2

冷却系统(适用825A机型) COOLING SYSTEM (APPLY TO 825A TYPE)



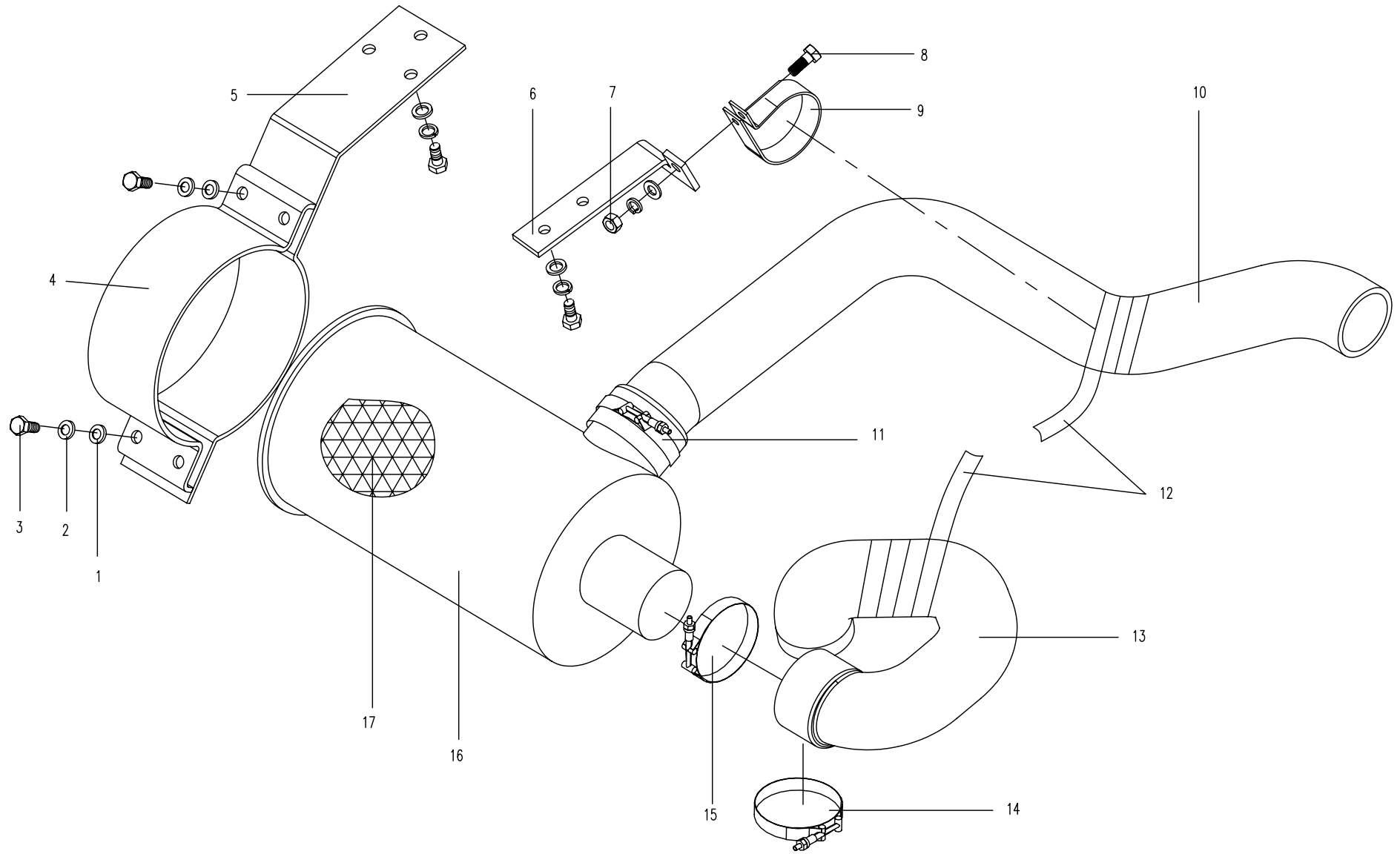


12.2.1 进气系统(适用825机型) AIR INLET SYSTEM (APPLY TO 825 TYPE)





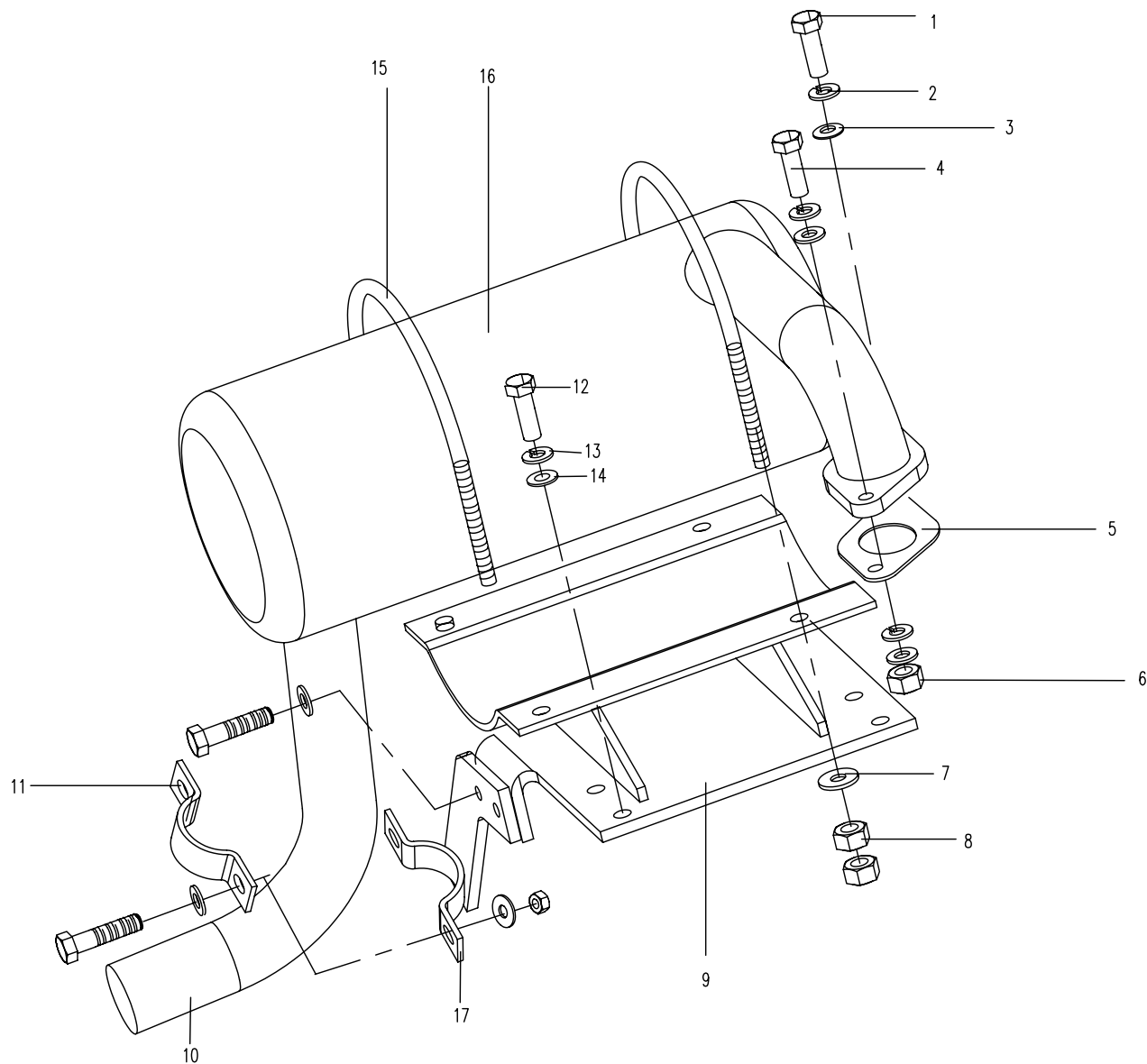
12.2.2 进气系统(适用825A机型) AIR INLET SYSTEM (APPLY TO 825A TYPE)





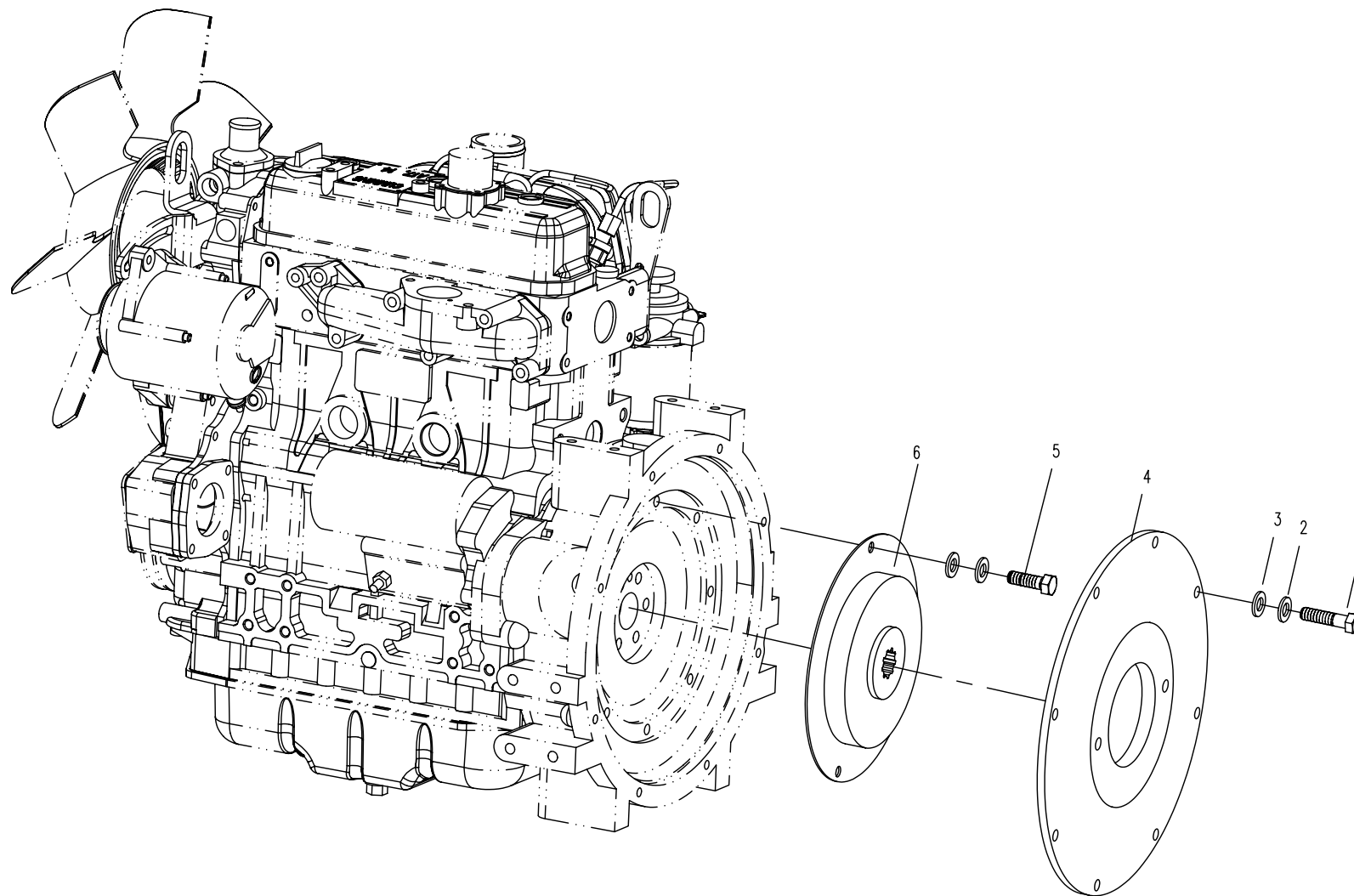


12.3.1 排气系统(适用825、825A机型) EXHAUST SYSTEM (TYPE TO 825,825A TYPE)



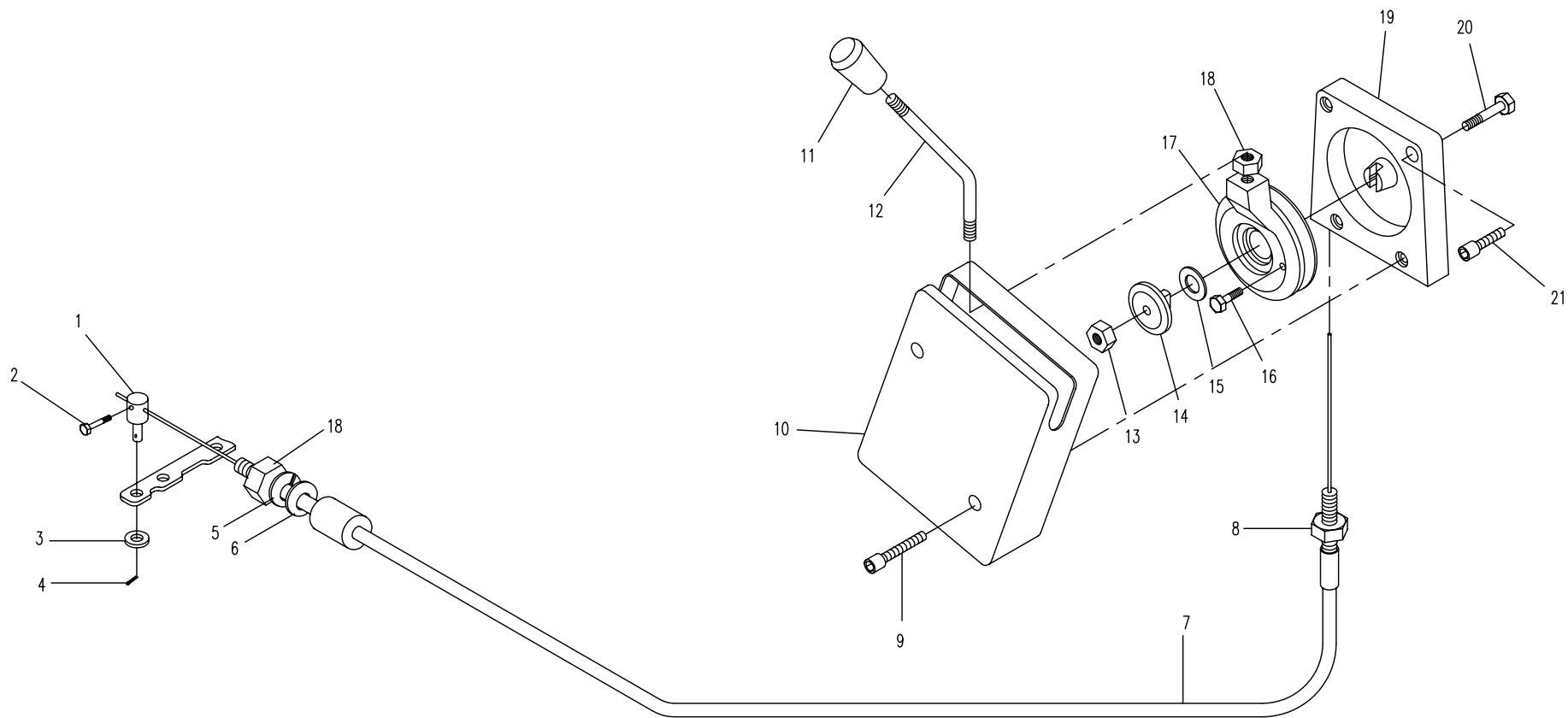


12.4.1 动力输出系统(适用825、825A机型) POWER OUTPUT SYSTEM (APPLY TO 825,825A TYPE)



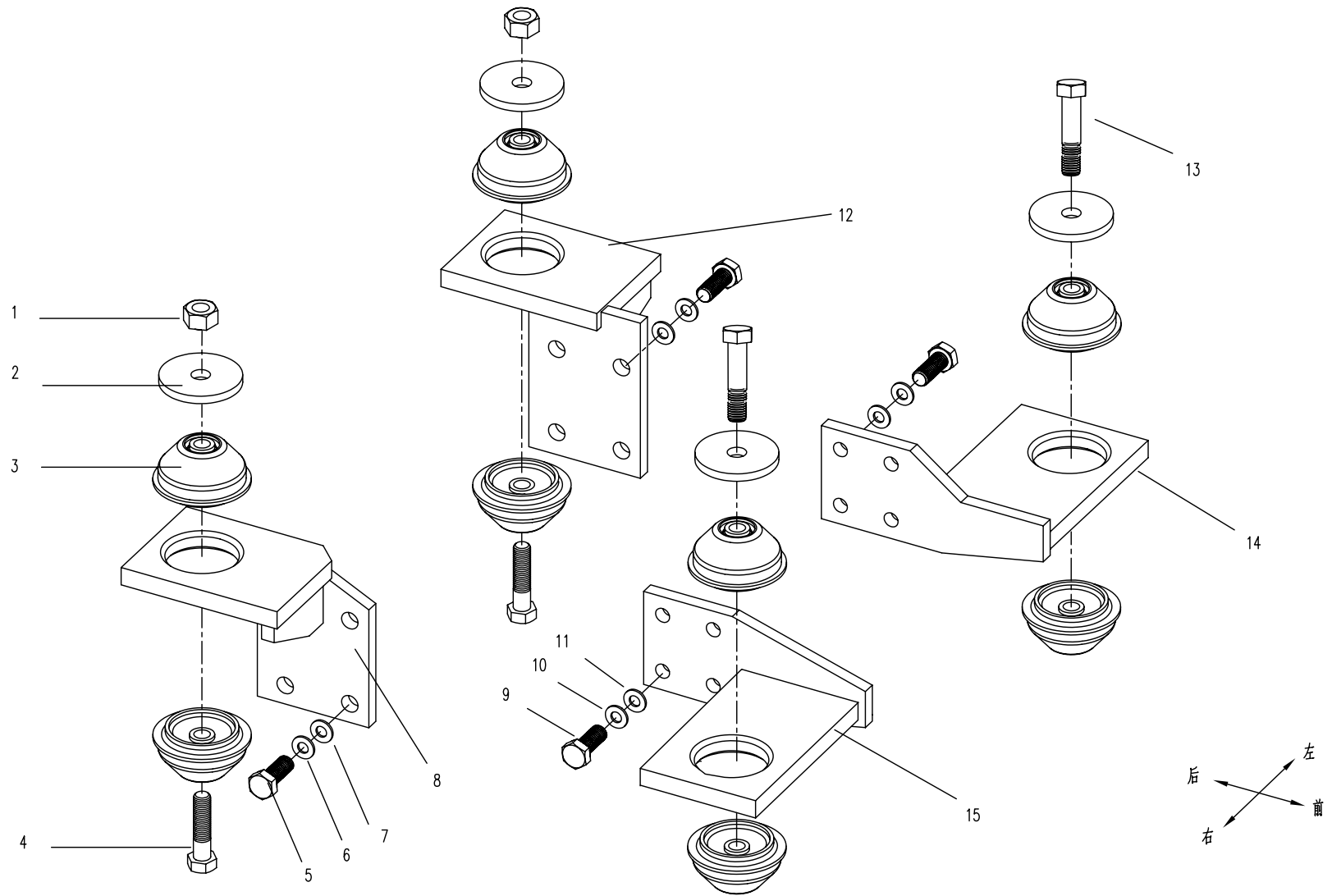


12.5.1 油门操纵系统(适用825、825A机型) THROTTLE CONTROL SYSTEM (APPLY TO 825,825A TYPE)





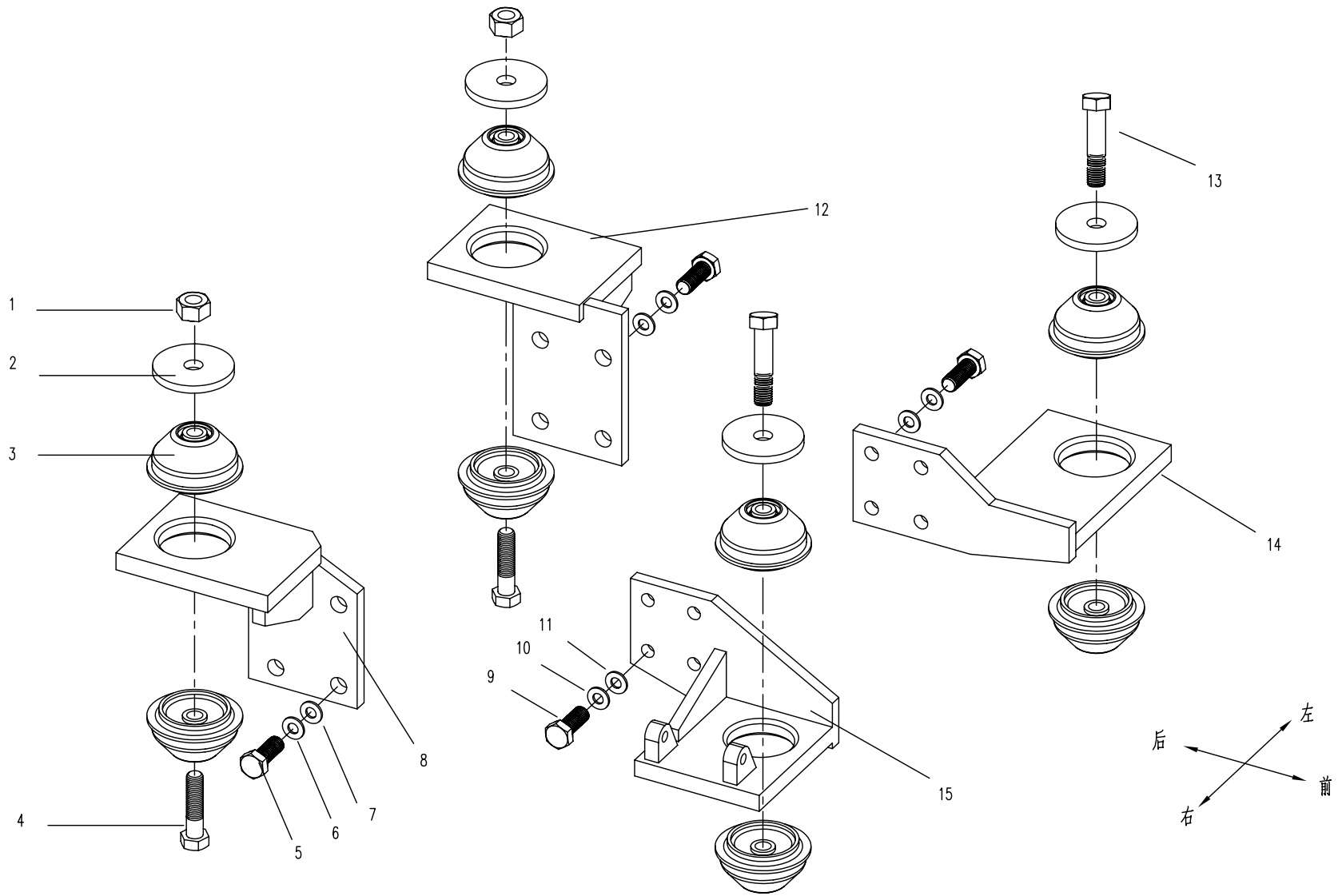
12.6.1 支承(适用825机型) SUPPORT (APPLY TO 825 TYPE)







12.6.2 支承(适用825A机型) SUPPORT (APPLY TO 825A TYPE)

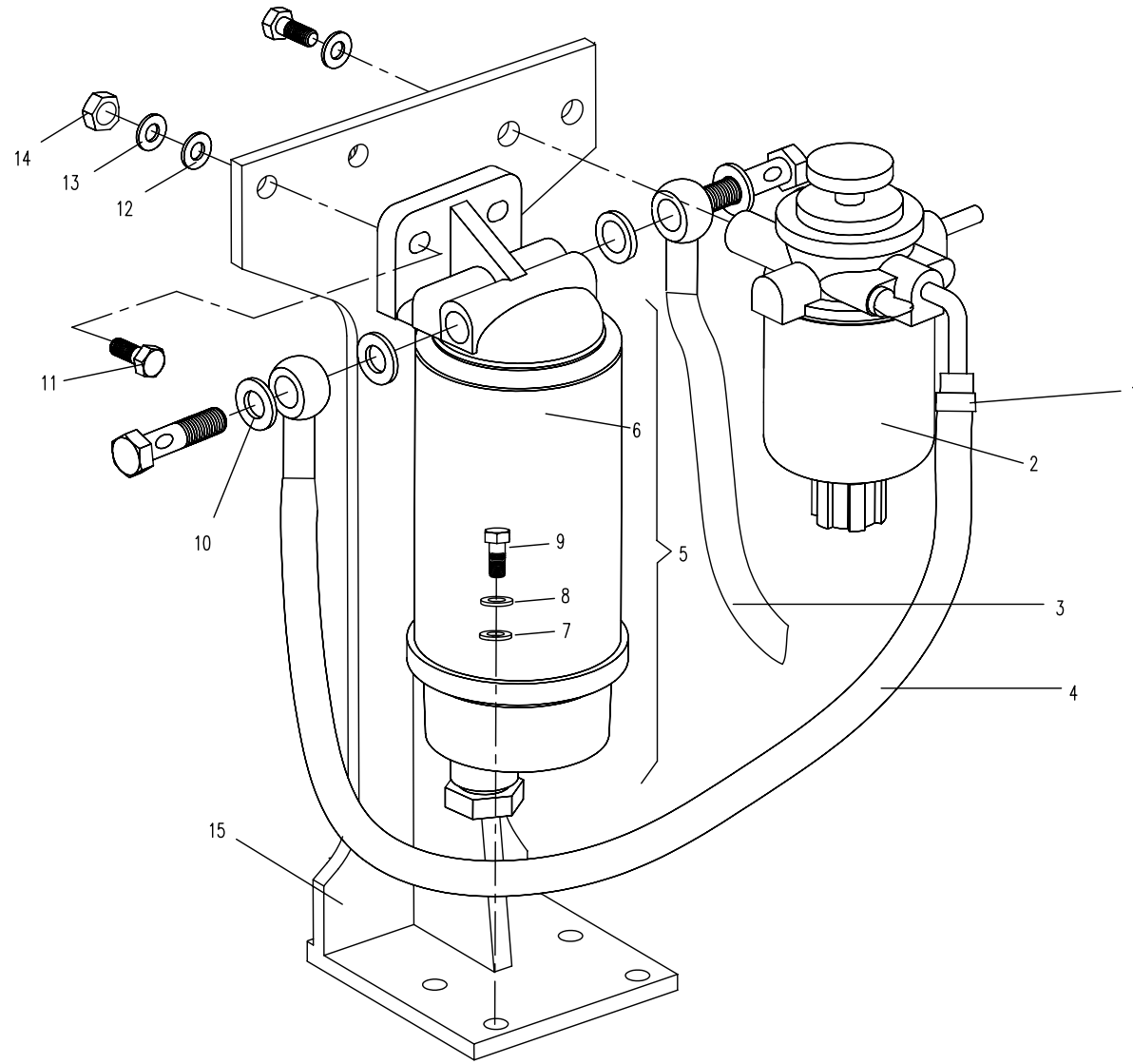




12.7.1

燃油系统(适用825、825A机型)

FUEL SUPPLY SYSTEM (APPLY TO 825,825A TYPE)

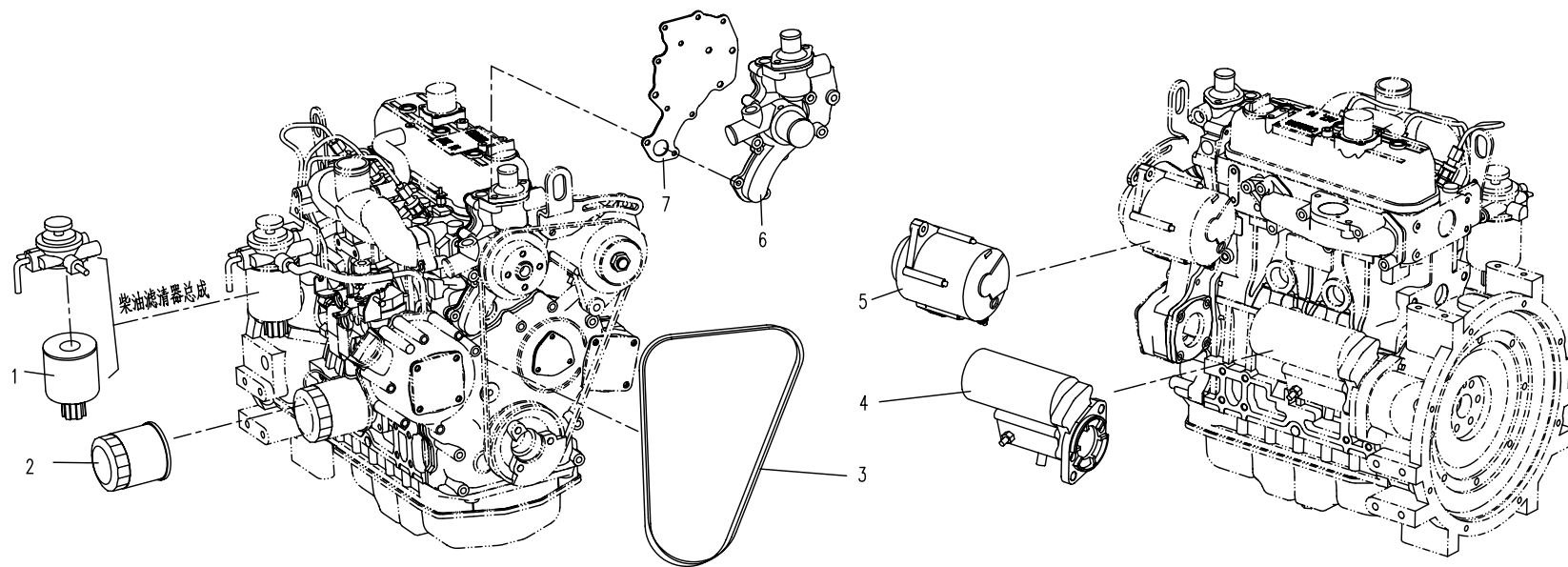




12.8.1

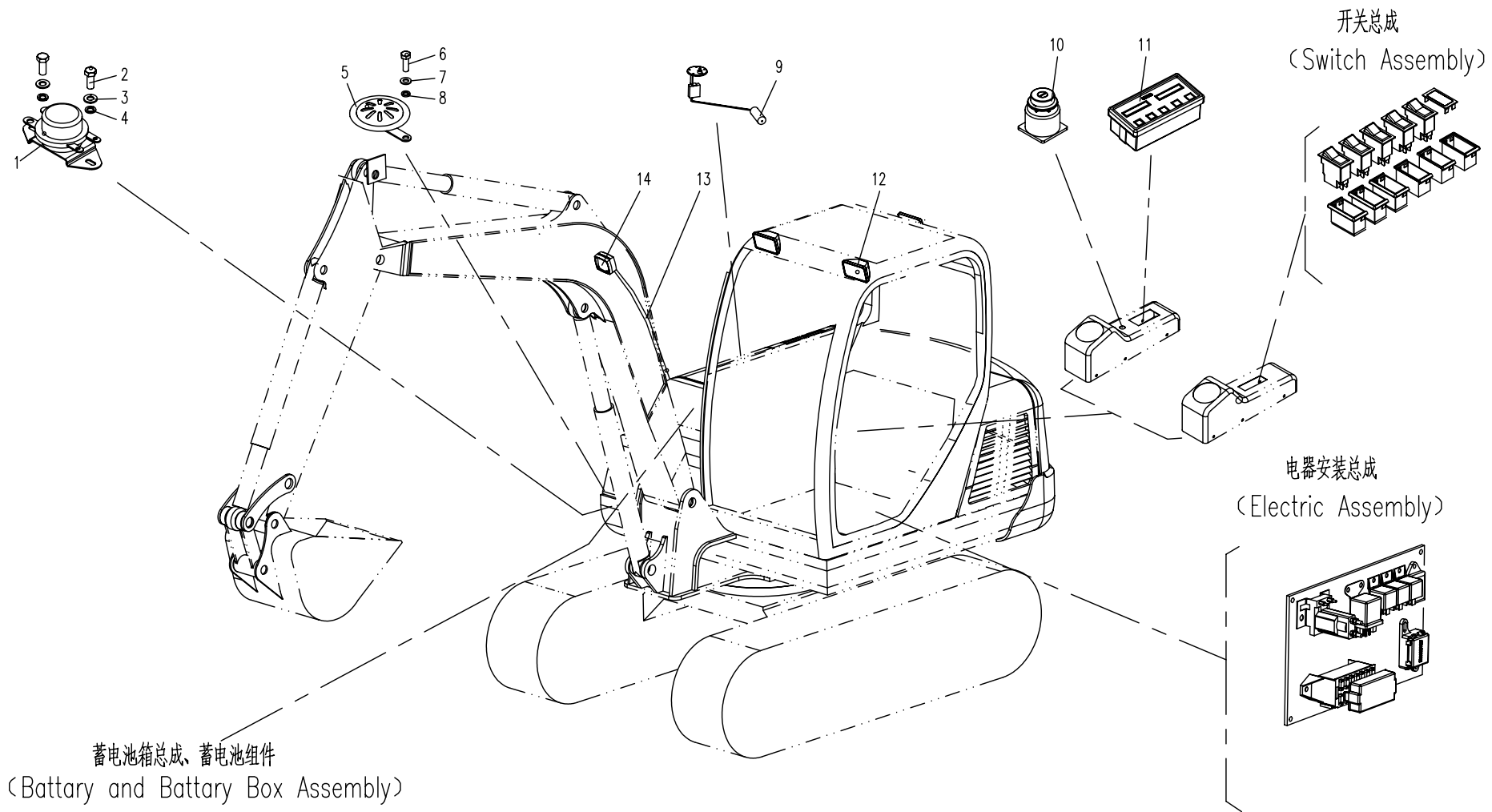
发动机备件(适用825,825A 机型)

ENGINE SPARE PART (APPLY TO 825,825A TYPE)





13.1.1 电气系统 电气总装 I (适用825机型) ELECTRICAL SYSTEM ELECTRICAL ASSEMBLY I (APPLY TO 825 TYPE)

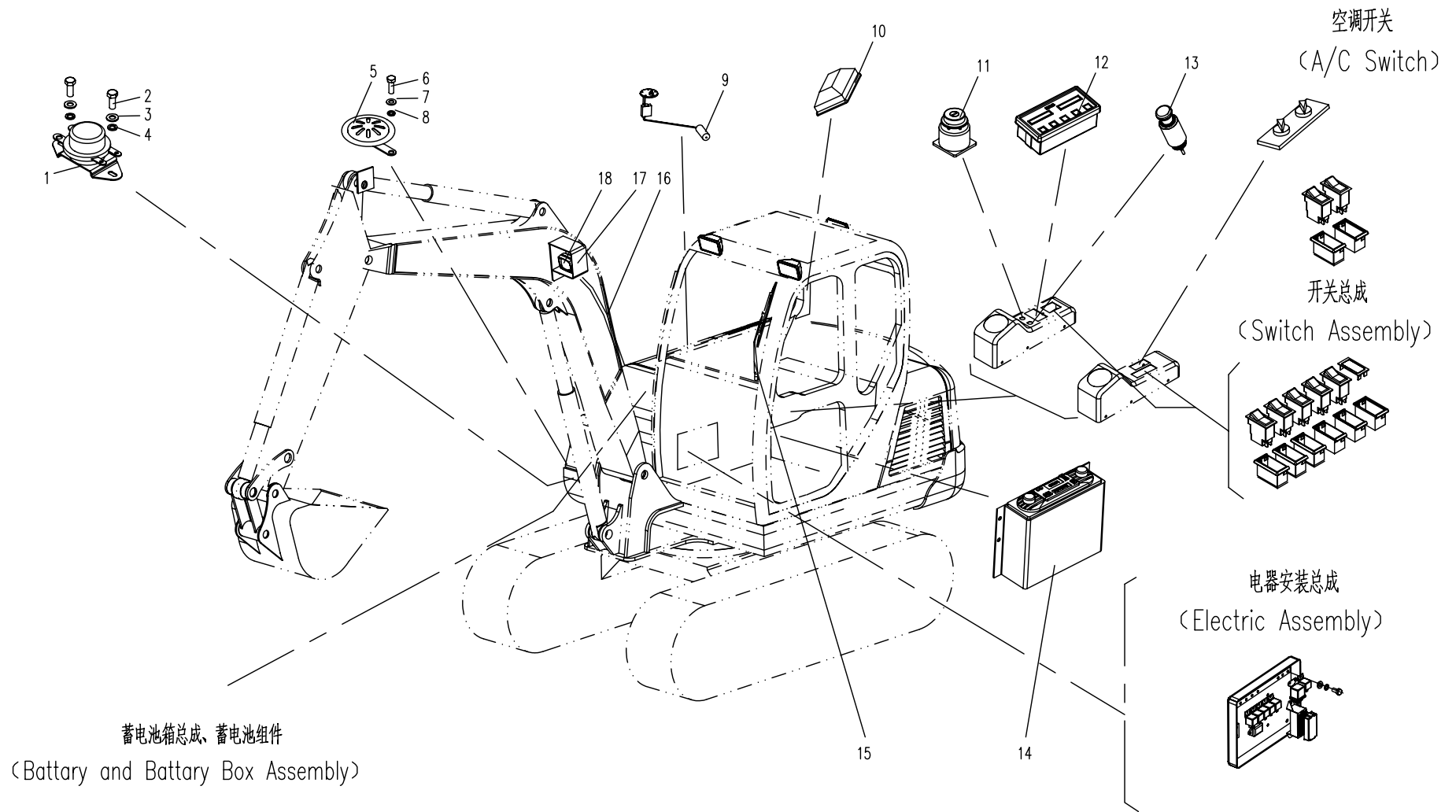






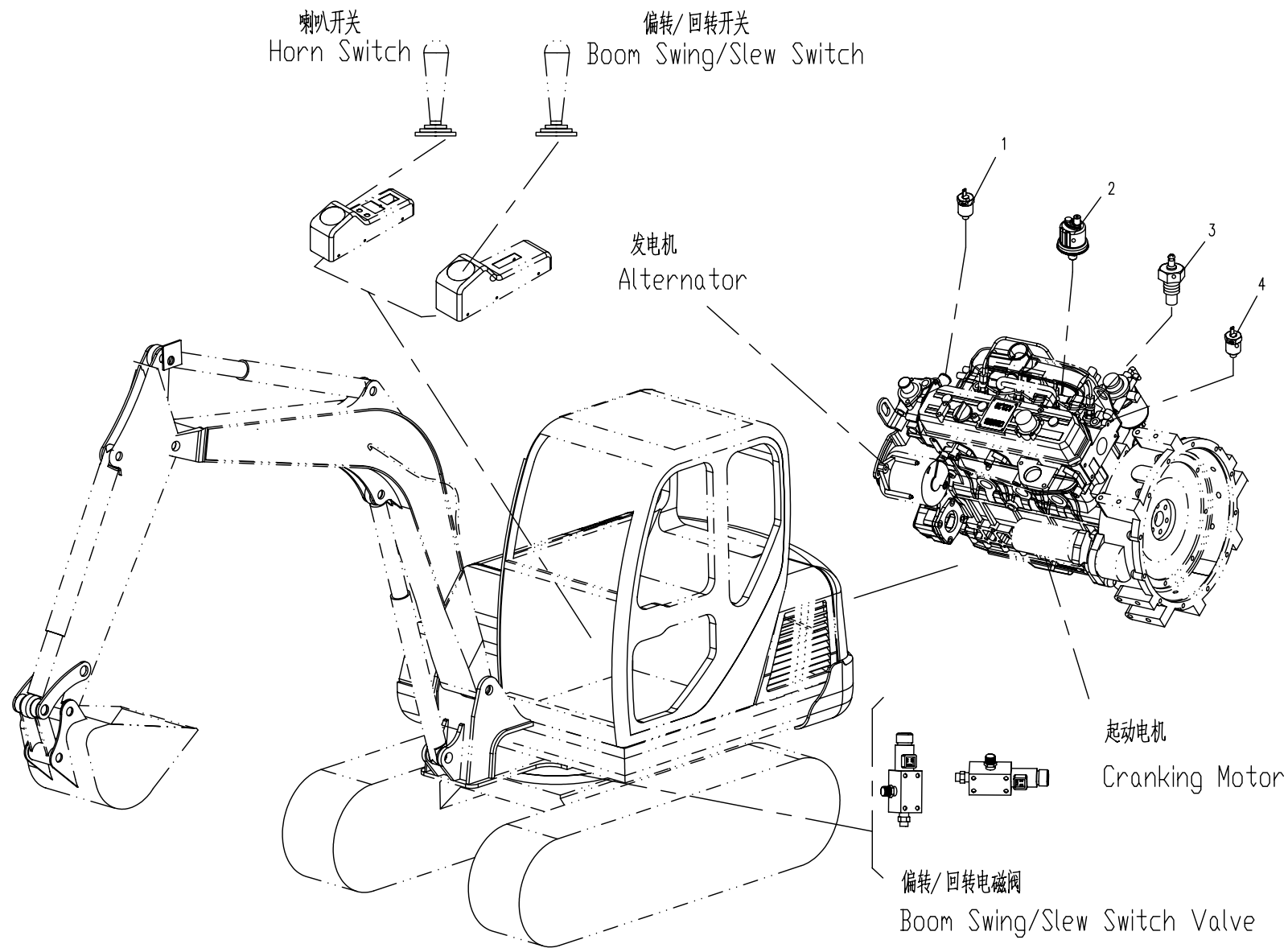
13.2.1

电气系统 电气总装 II (适用825A机型) ELECTRICAL SYSTEM ELECTRICAL ASSEMBLY II (APPLY TO 825A TYPE)



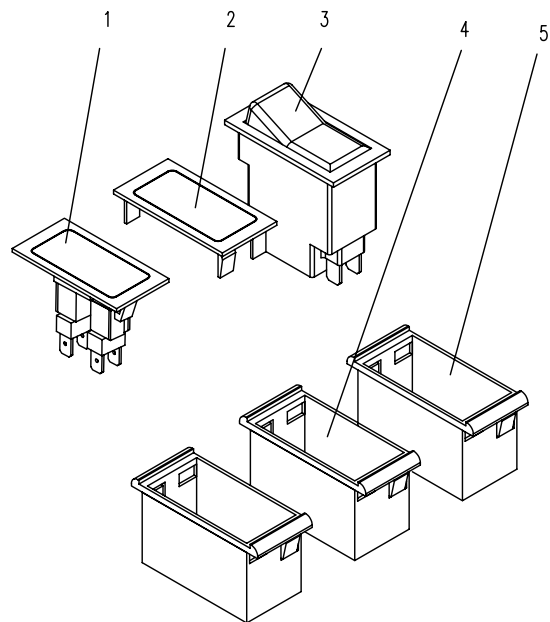


13.3.1 电气系统 电气总装III(适用825、825A机型) ELECTRICAL SYSTEM ELECTRICAL ASSEMBLY III(APPLY TO 825,825A TYPE)

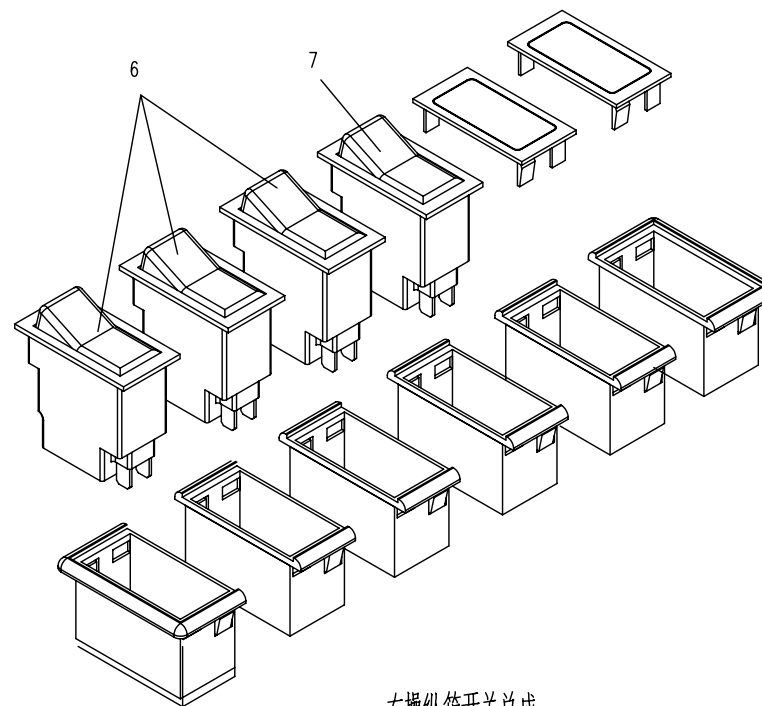




13.4.1 电气系统 开关总成I(适用825机型) ELECTRICAL SYSTEM SWITCH ASSEMBLY I (APPLY TO 825 TYPE)



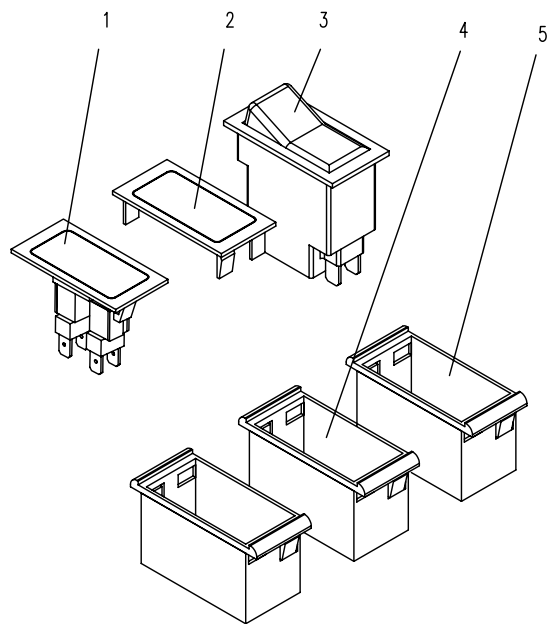
右操纵箱开关总成  
Right Switch Assembly



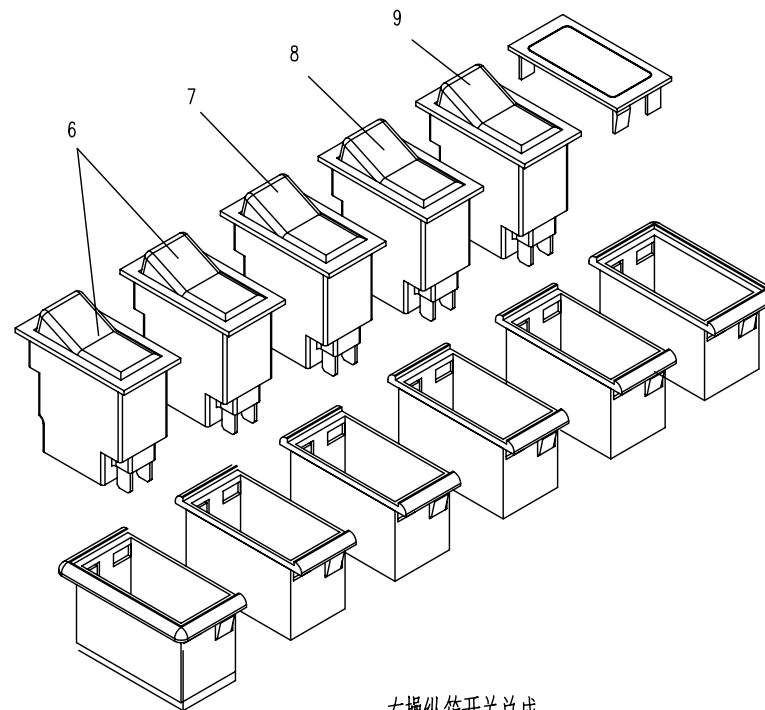
左操纵箱开关总成  
Left Switch Assembly



13.5.1 电气系统 开关总成 II(适用825A机型) ELECTRICAL SYSTEM SWITCH ASSEMBLY II (APPLY TO 825A TYPE)



右操纵箱开关总成  
Right Switch Assembly

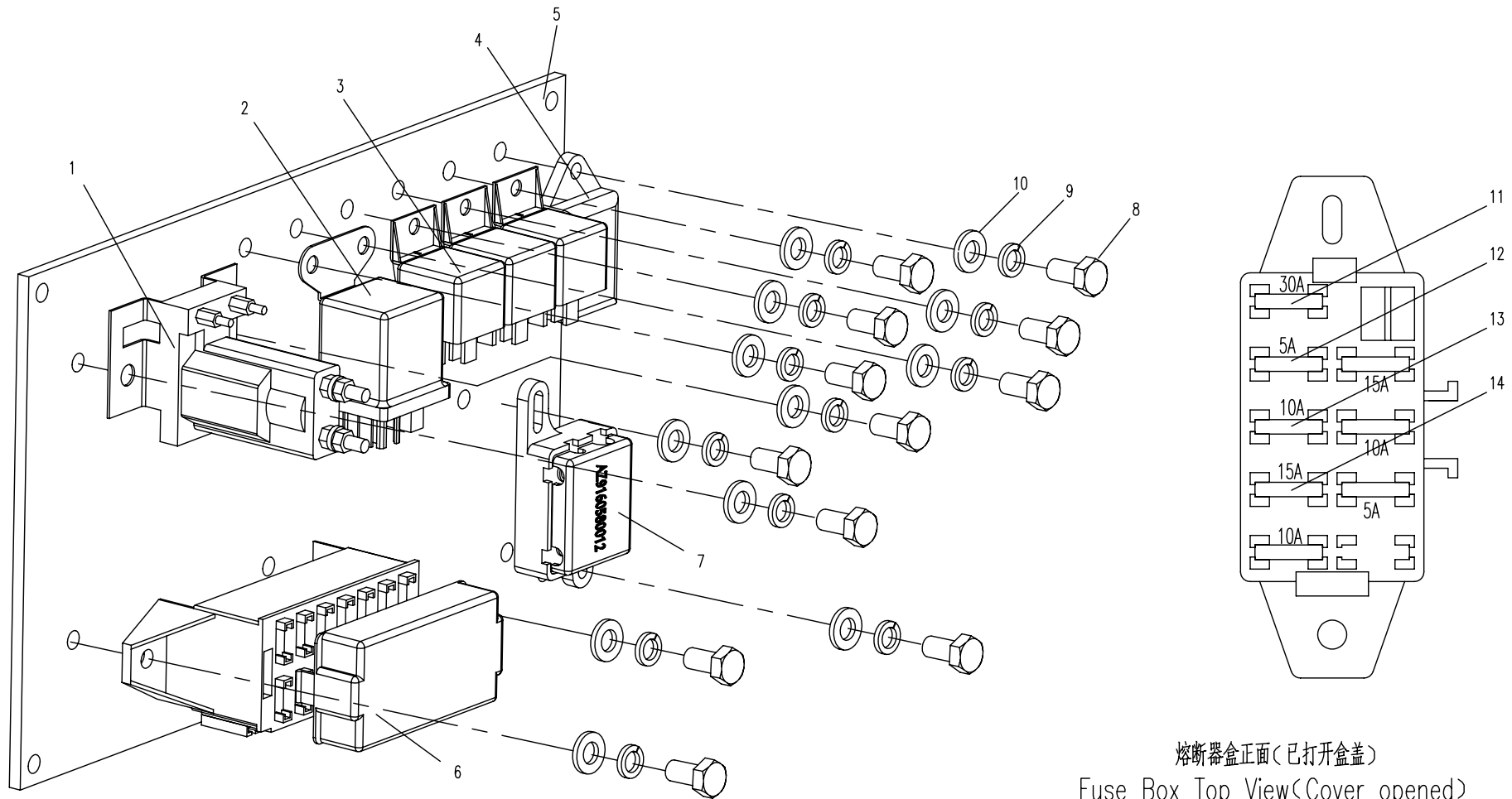


左操纵箱开关总成  
Left Switch Assembly





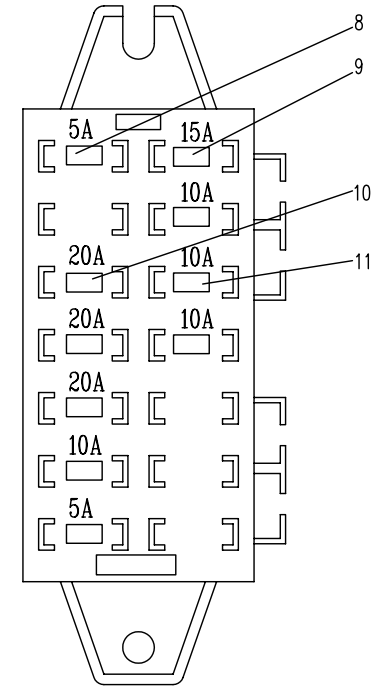
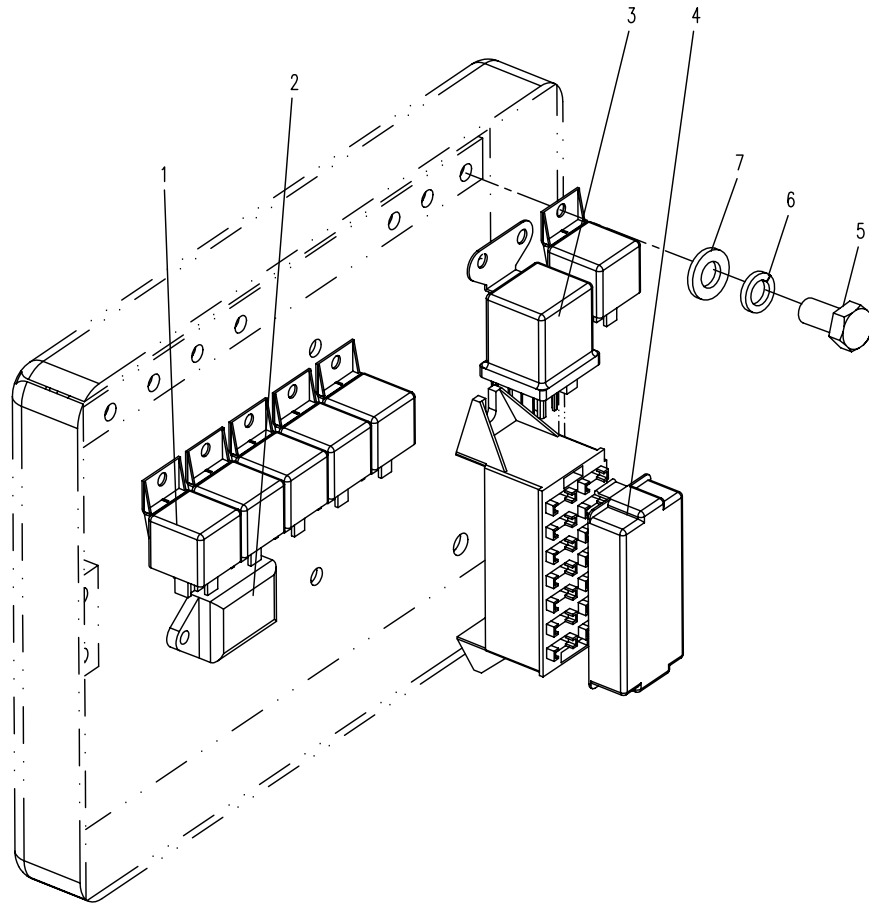
13.6.1 电气系统 继电器安装总成(适用825机型) ELECTRICAL SYSTEM RELAY ASSEMBLY I (APPLY TO 825 TYPE)



熔断器盒正面(已打开盒盖)  
Fuse Box Top View(Cover opened)



13.7.1 电气系统 继电器安装总成 II(适用825A机型) ELECTRICAL SYSTEM RELAY ASSEMBLY II (APPLY TO 825A TYPE)

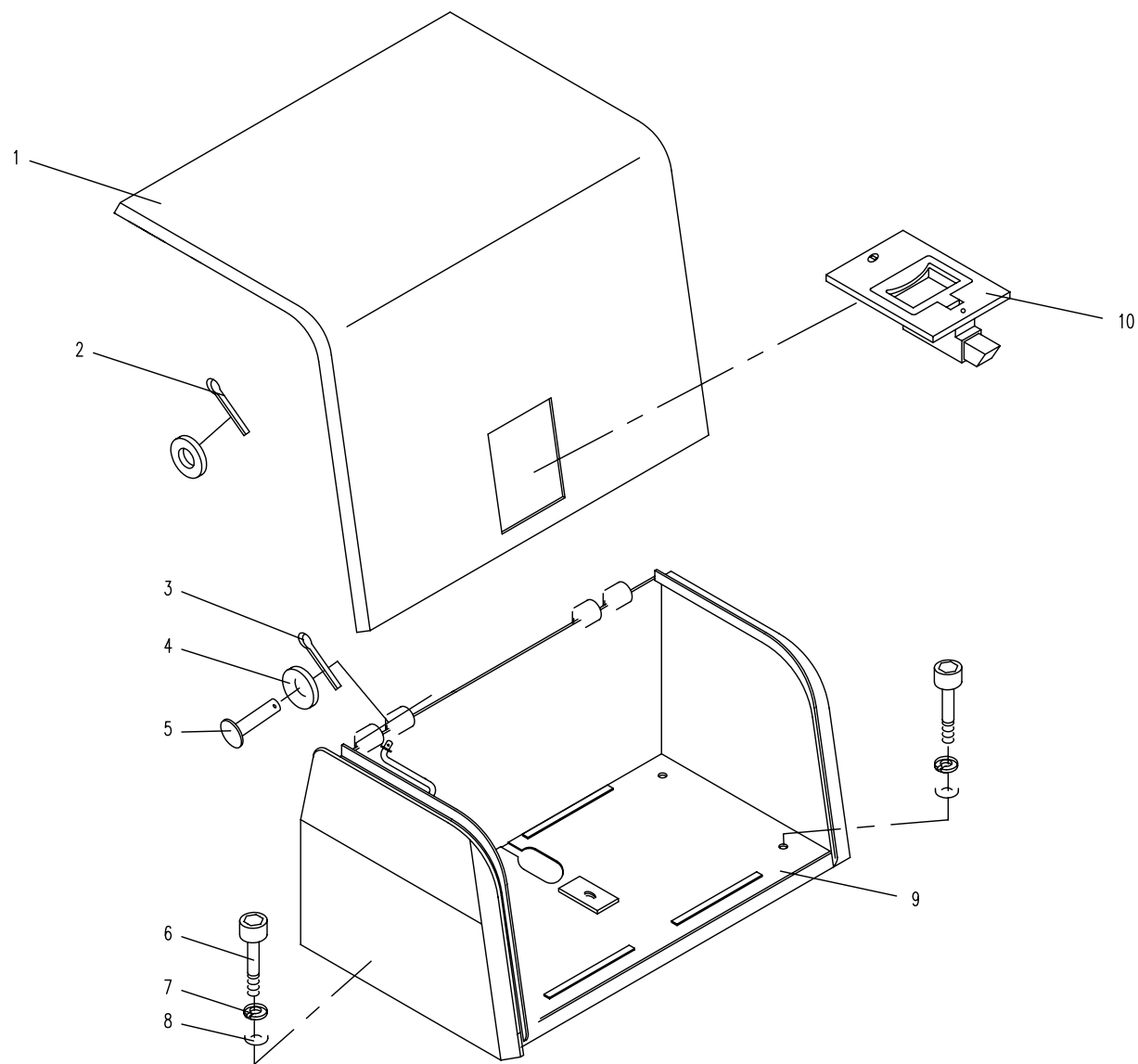


熔断器盒正面(已打开盒盖)

Fuse Box Top View (Cover opened)

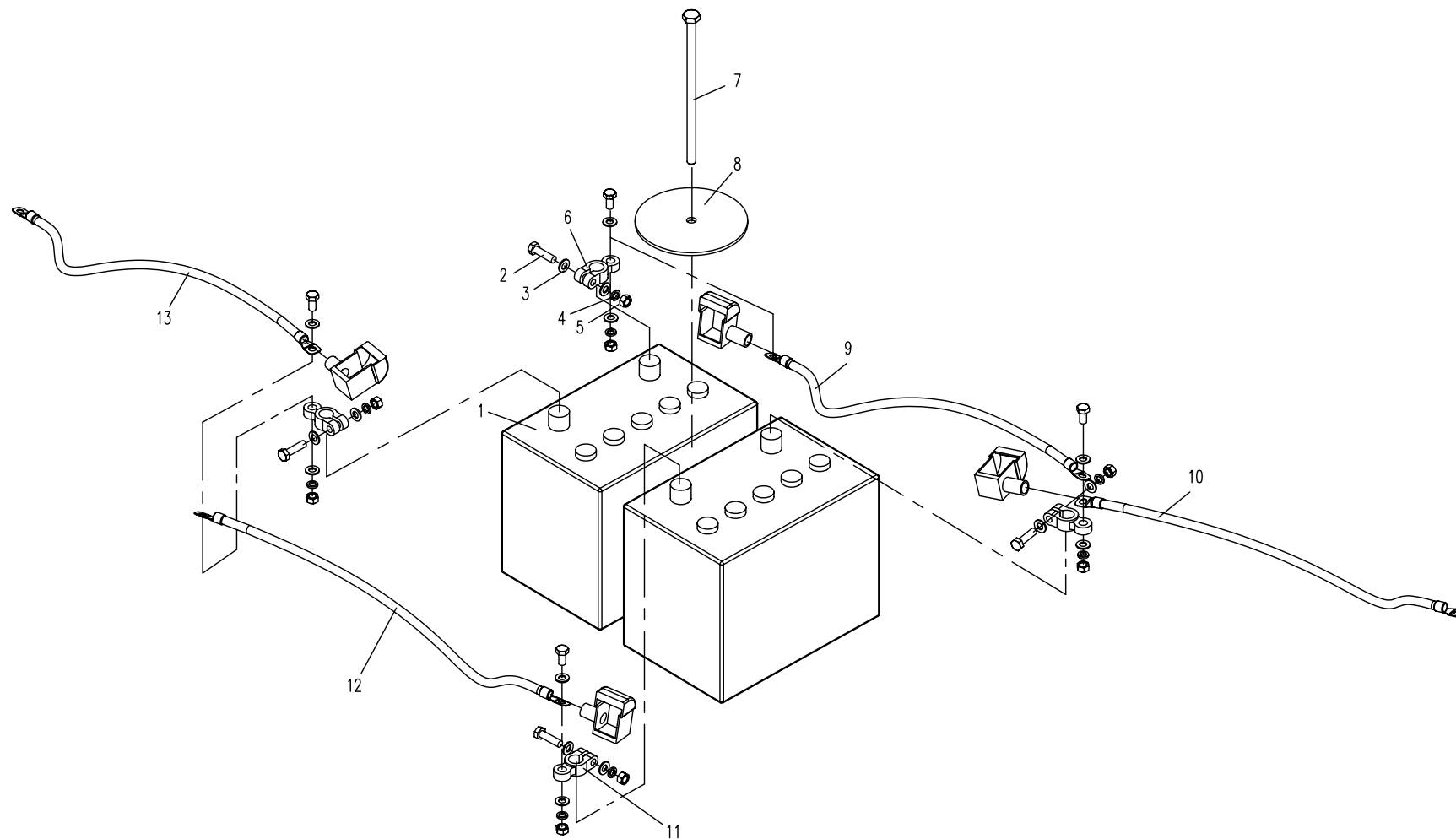


13.8.1 电气系统 蓄电池箱总成(适用825,825A机型) ELECTRICAL SYSTEM BATTERY BOX ASSEMBLY (APPLY TO 825,825A TYPE)





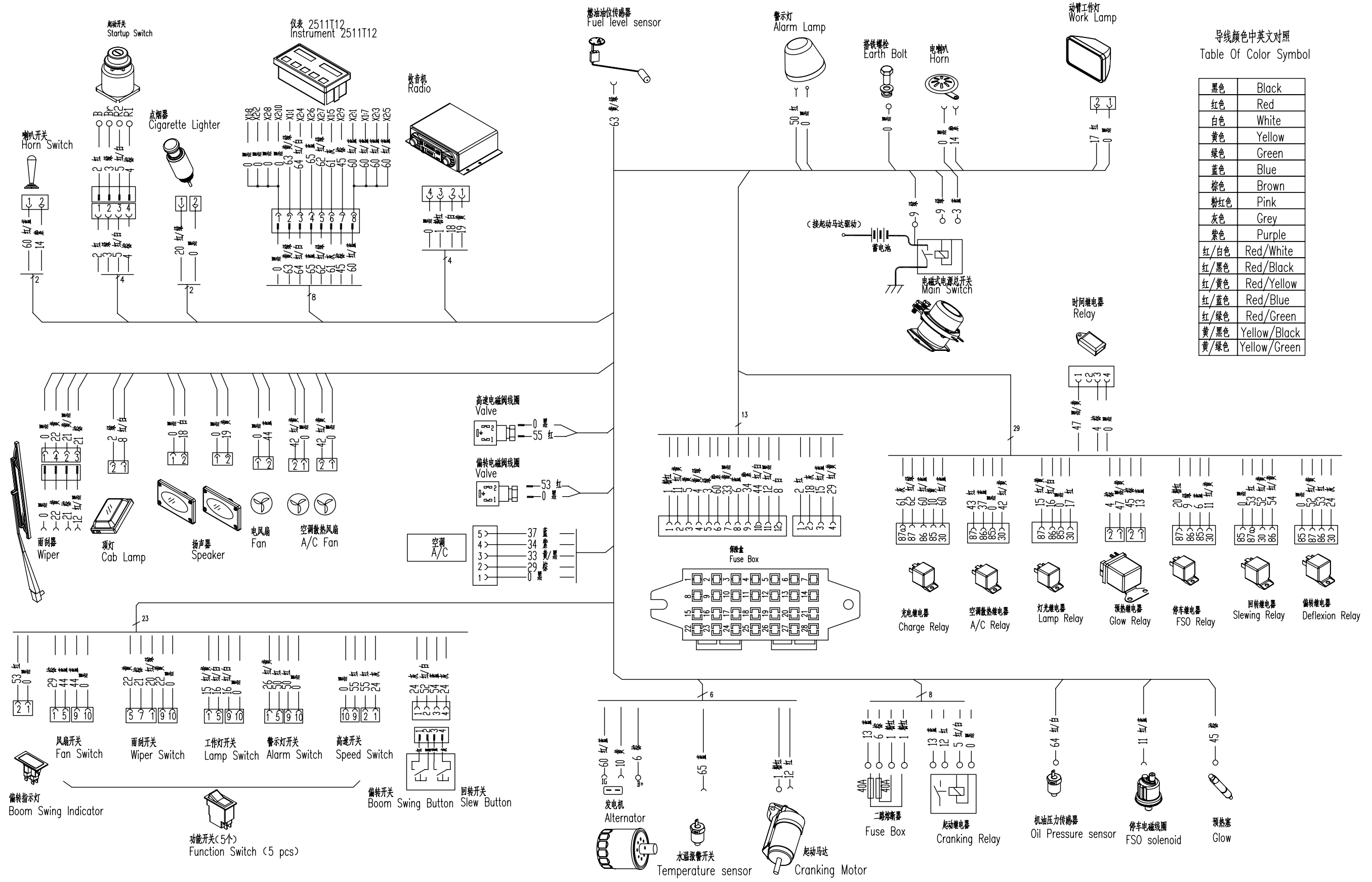
13.9.1 电气系统 电池安装组(适用825,825A机型) ELECTRICAL SYSTEM BATTERY ASSEMBLY (APPLY 825,825A TYPE)







# 13.11.1 电气系统 接线系 (适用825A机型) ELECTRICAL SYSTEM WIRING DIAGRAM(APLLY TO 825A TYPE)



导线颜色中英文对照  
Table Of Color Symbol

黑色	Black
红色	Red
白色	White
黄色	Yellow
绿色	Green
蓝色	Blue
棕色	Brown
粉红色	Pink
灰色	Grey
紫色	Purple
红/白色	Red/White
红/黑色	Red/Black
红/黄色	Red/Yellow
红/蓝色	Red/Blue
红/绿色	Red/Green
黄/黑色	Yellow/Black
黄/绿色	Yellow/Green

# 13.10.1 电气系统 接线系 (适用825机型) ELECTRICAL SYSTEM WIRING DIAGRAM(APLLY TO 825 TYPE)

导线颜色中英文对照  
Table Of Color Symbol

黑色	Black
红色	Red
白色	White
黄色	Yellow
绿色	Green
蓝色	Blue
棕色	Brown
粉红色	Pink
灰色	Grey
紫色	Purple
红/白色	Red/White
红/黑色	Red/Black
红/黄色	Red/Yellow
红/蓝色	Red/Blue
红/绿色	Red/Green
黄/黑色	Yellow/Black
黄/绿色	Yellow/Green

