



SUNBEAR PARTS MANUAL



DL165 Skid Steer Loader B Series.

Publication No. 16551, September, 2009

SUNBEAR HEAVY EQUIPMENT LIABILITY WARRANTY

THE WARRANTY IS THE ONLY OBLIGATION OF SUNBEAR HEAVY EQUIPMENT OR A SUNBEAR HEAVY EQUIPMENT DEALER TO THE PURCHASER OR ANYONE ELSE CONCERNING A PRODUCT. IT'S USE OR PERFORMANCE OR ITS LOSS OF USE OR FAILURE TO PERFORM. NEITHER SUNBEAR HEAVY EQUIPMENT NOR A IMPLIED REPRESENTATION, WARRANTY OR AGREEMENT CONCERNING A PRODUCT, NEITHER SUNBEAR HEAVY EQUIPMENT NOR A SUNBEAR HEAVY EQUIPMENT DEALER HAVE MADE OR WILL MAKE ANY REPRESENTATION, WARRANTY OR AGREEMENT CONCERNING A PRODUCT'S MERCHANTABILITY OR OTHER QUALITY, IT'S SUITABILITY FOR PURCHASER'S PURPOSE (EVEN IF A PURCHASER HAS INFORMED SUNBEAR HEAVY EQUIPMENT OR A SUNBEAR HEAVY EQUIPMENT DEALER OF THAT PURPOSE), IT'S DURABILITY, PERFORMANCE OR OTHER CONDITION.


EVEN IF SUNBEAR HEAVY EQUIPMENT OR A SUNBEAR HEAVY EQUIPMENT DEALER WAS ADVISED OF THE POSSIBILITY OF SUCH LOSS, NEITHER SUNBEAR HEAVY EQUIPMENT NOR A SUNBEAR HEAVY EQUIPMENT DEALER WILL BE LIABLE TO PURCHASER OR ANYONE ELSE FOR ANY INDIRECT, INCIDENTAL CONSEQUENTIAL, PUNITIVE, ECONOMIC, COMMERCIAL, OR SPECIAL LOSS WHICH IN ANY WAY ASSOCIATED WITH A PRODUCT. THIS INCLUDES ANY LOSS OF USE OR NON-PERFORMANCE OF A PRODUCT, ANY REPLACEMENT RENTAL OR ACQUISITION COST, ANY LOSS OF REVENUE OR PROFITS, ANY FAILURE TO REALIZE EXPECTED SAVINGS, ANY INTEREST COSTS, ANY IMPAIRMENT OF OTHER PERSON.


PURCHASER MAY NOT ATTEMPT TO ENLARGE ITS RIGHTS UNDER THE WARRANTY BY MAKING CLAIM, FOR INEMNITY, FOR BREACH OF CONTRACT, FOR BREACH OF COLLATERAL WARRANTY, FOR A TORT (INCLUDING NEGLIGENCE, MISREPRESENTATION OR STRICT LIABILITY) OR BY CLAIMING ANY OTHER CAUSE OF ACTION.



THE WARRANTY IS A CONDITION OF SALE OF THE PRODUCT TO THE PURCHSER AND WILL THEREFORE APPLY EVEN IF THE PURCHASER ALLEGES THAT THERE IS A TOTAL FAILURE OF THE PRODUCT.

*N.B. Read and practice your Sunbear Heavy Equipment operating and servicing instructions.
Failure to do this may void the warranty.*

**PUBLICATION NO. 16551
SEPTEMBER, 2009**

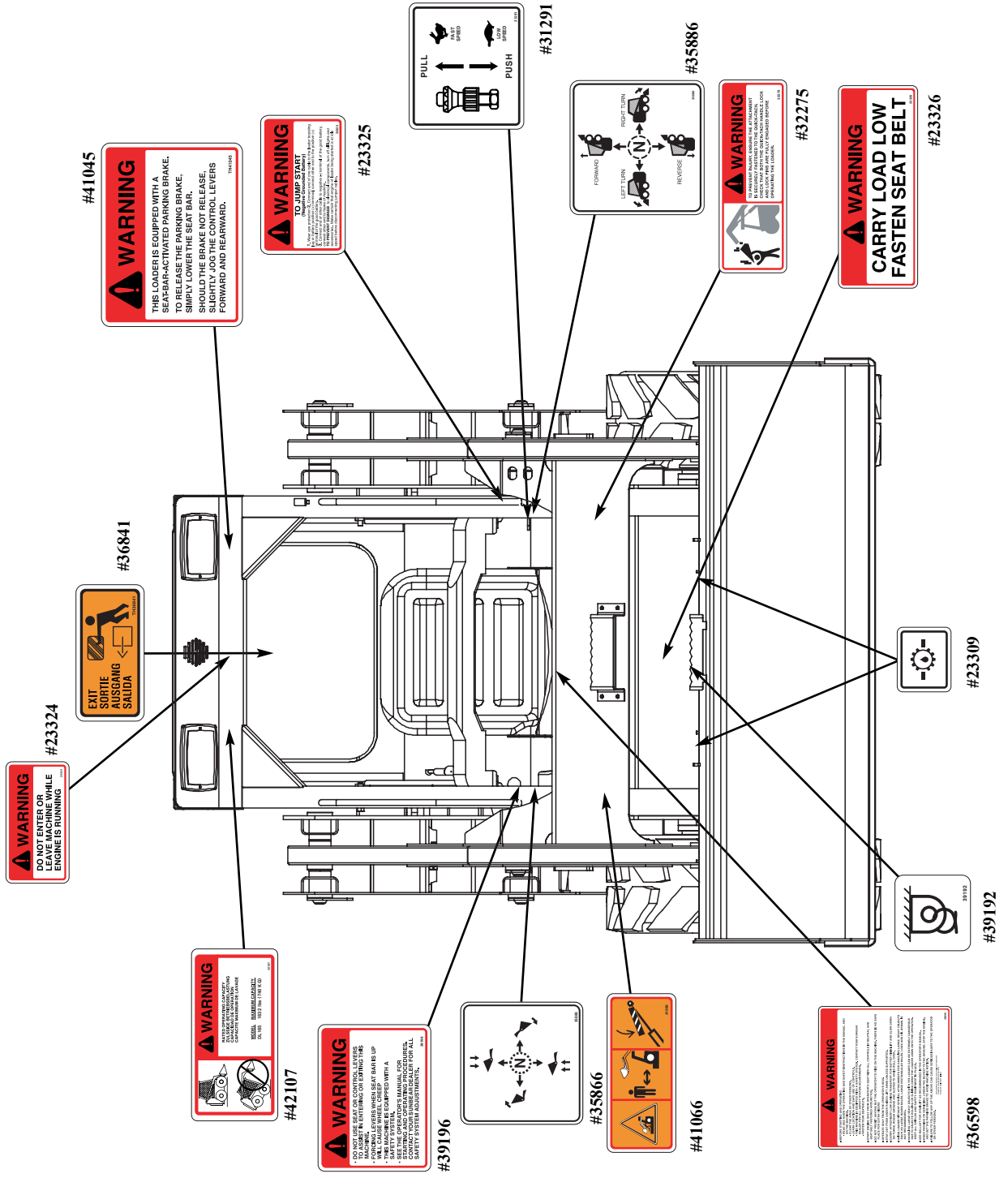

Manufactured By
SUNBEAR SKID STEER LOADER
 Daejeo-2dong, Gangseo-gu, Busan, KOREA
 website www.dshs.co.kr
 Serial No. : DLB-□□□□□□□□
 Model No. : B-□□-□□-165-KOR


Manufactured By
SUNBEAR SKID STEER LOADER
 Daejeo-2dong, Gangseo-gu, Busan, KOREA
 Serial No. : DLB-□□□□□□□□
 Model No. : B-□□-□□-165-KOR
 MASS _____ Kg
 POWER _____ KW

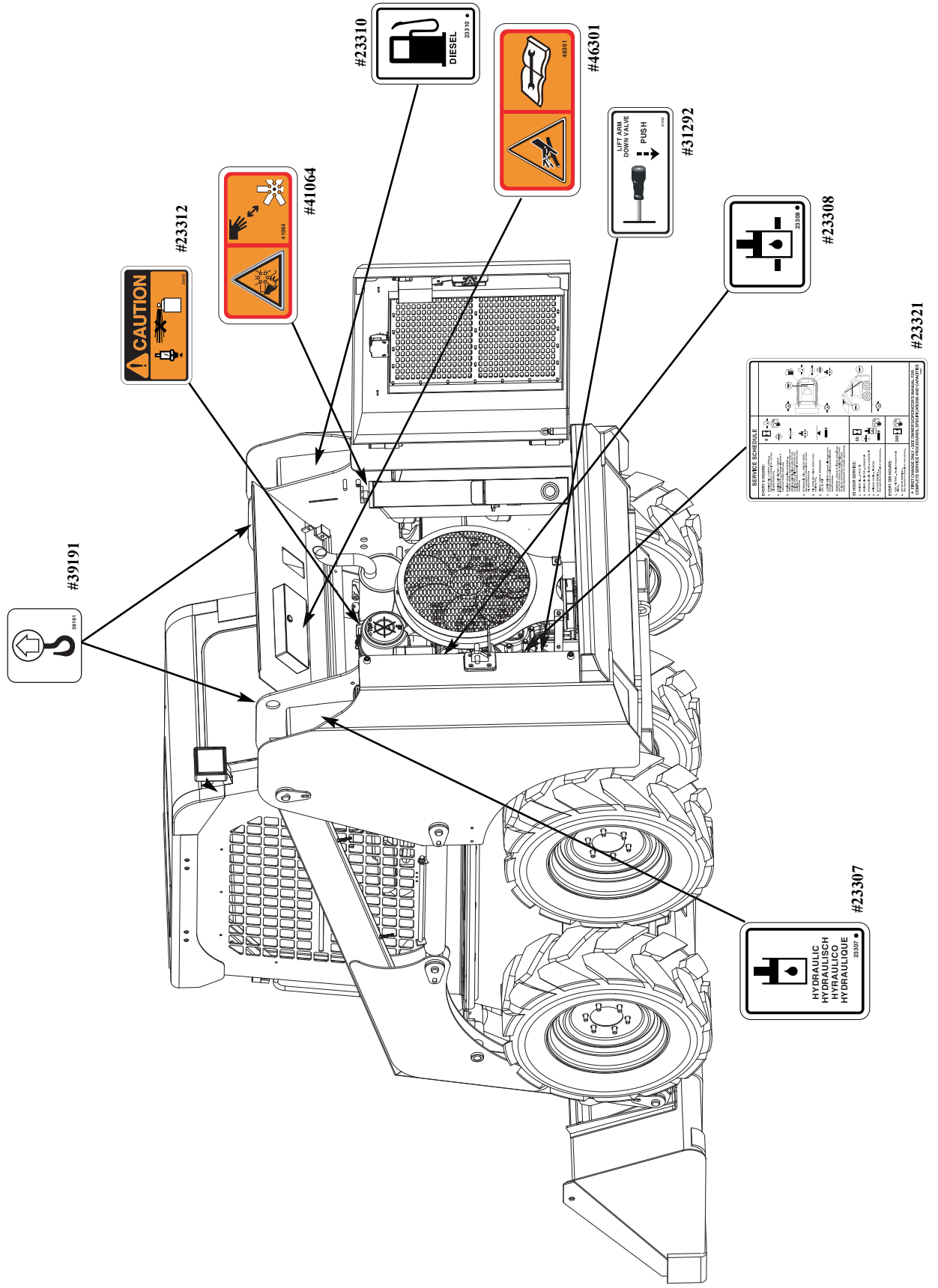



It is important when ordering replacement parts or making a service inquiry to provide both the model number and serial number of your SUNBEAR loader. The serial number plate is located at the rear of the machine on the left hand side. In the event that the serial number plate is missing, the model number and serial number are both stamped into the main frame inside the rear door, right hand side, next to the fuel line shut off petcock. (E3313)

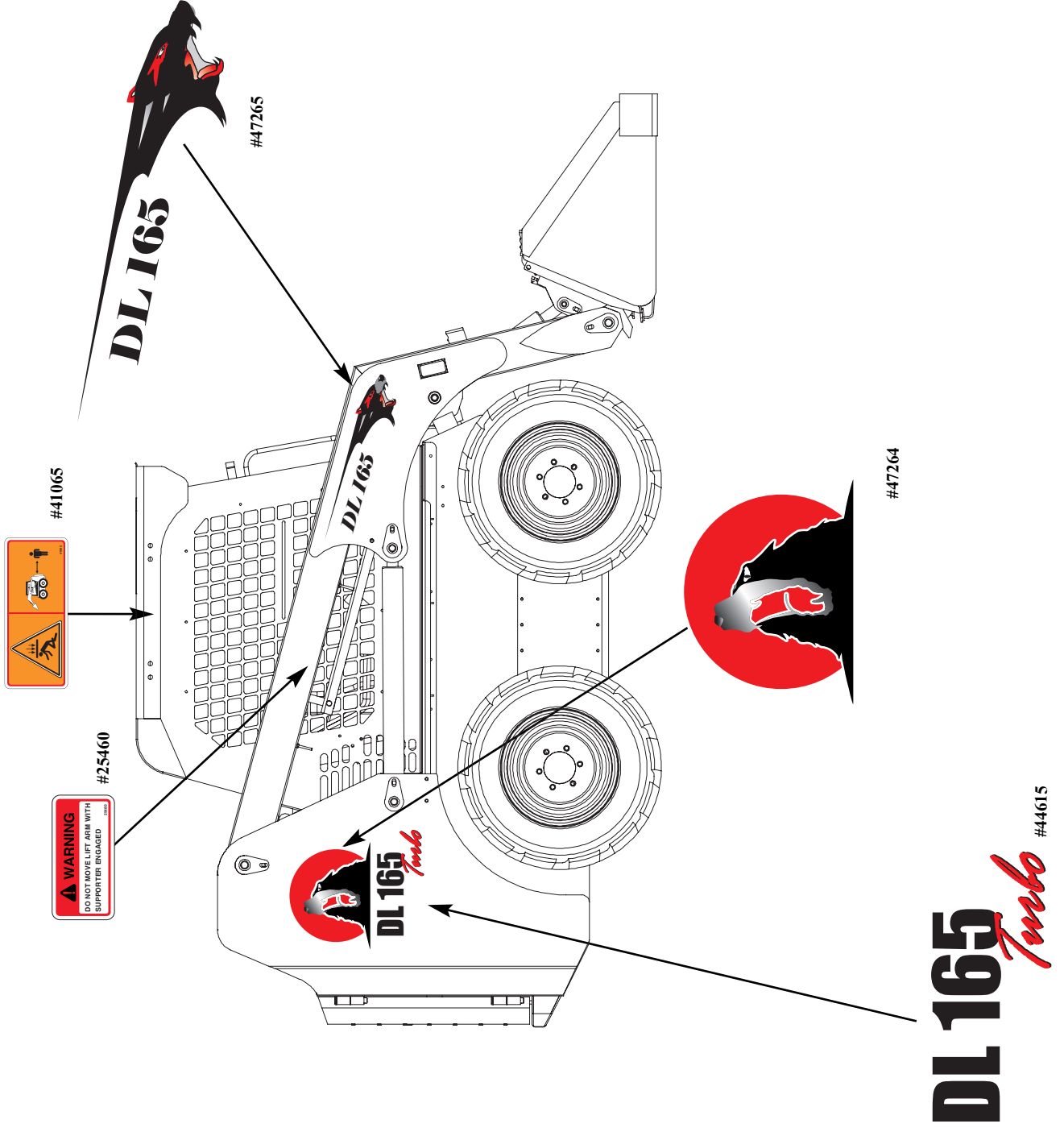
DL165 DECAL CHART



DL165 DECAL CHART

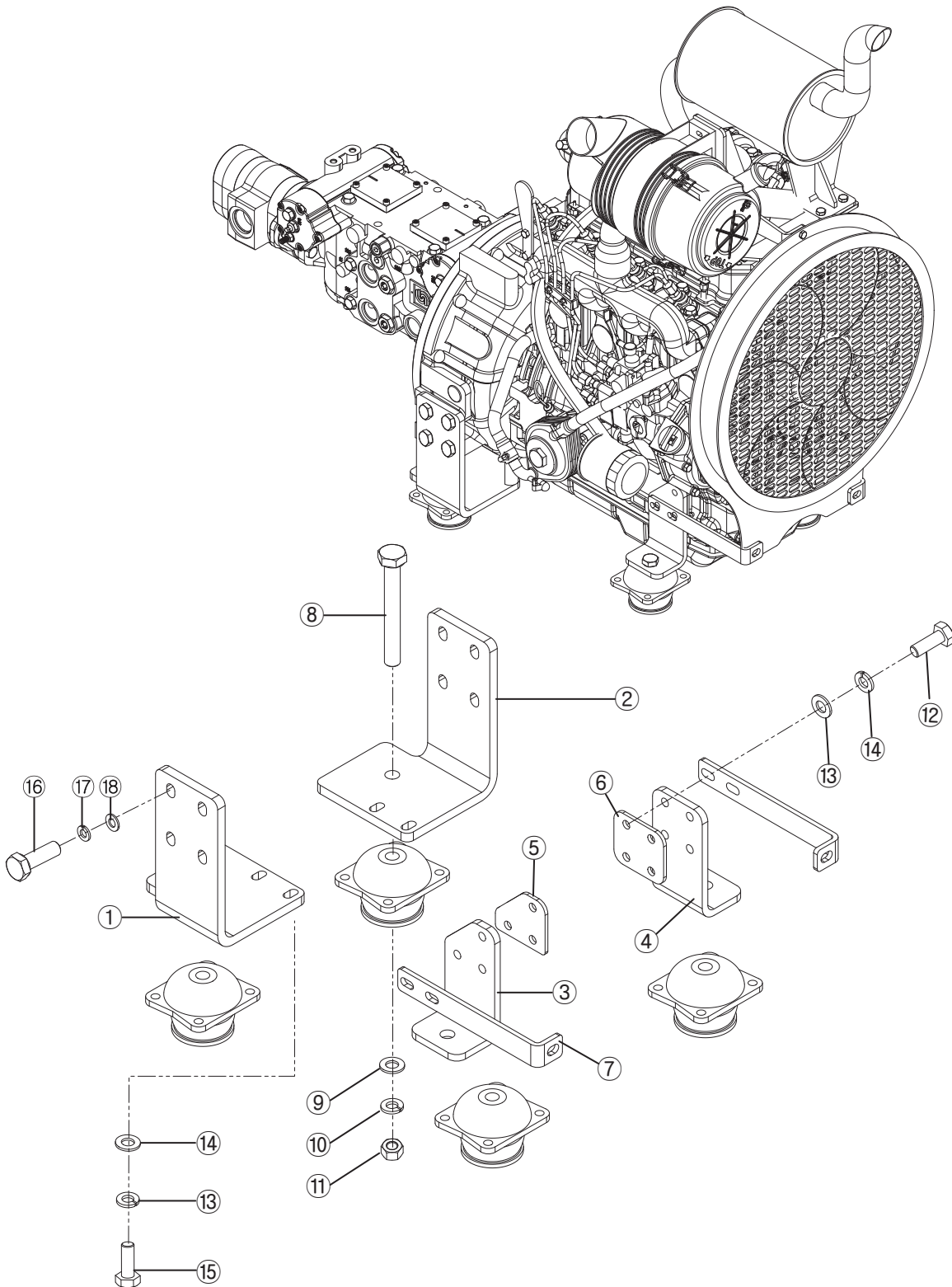


DL165 DECAL CHART

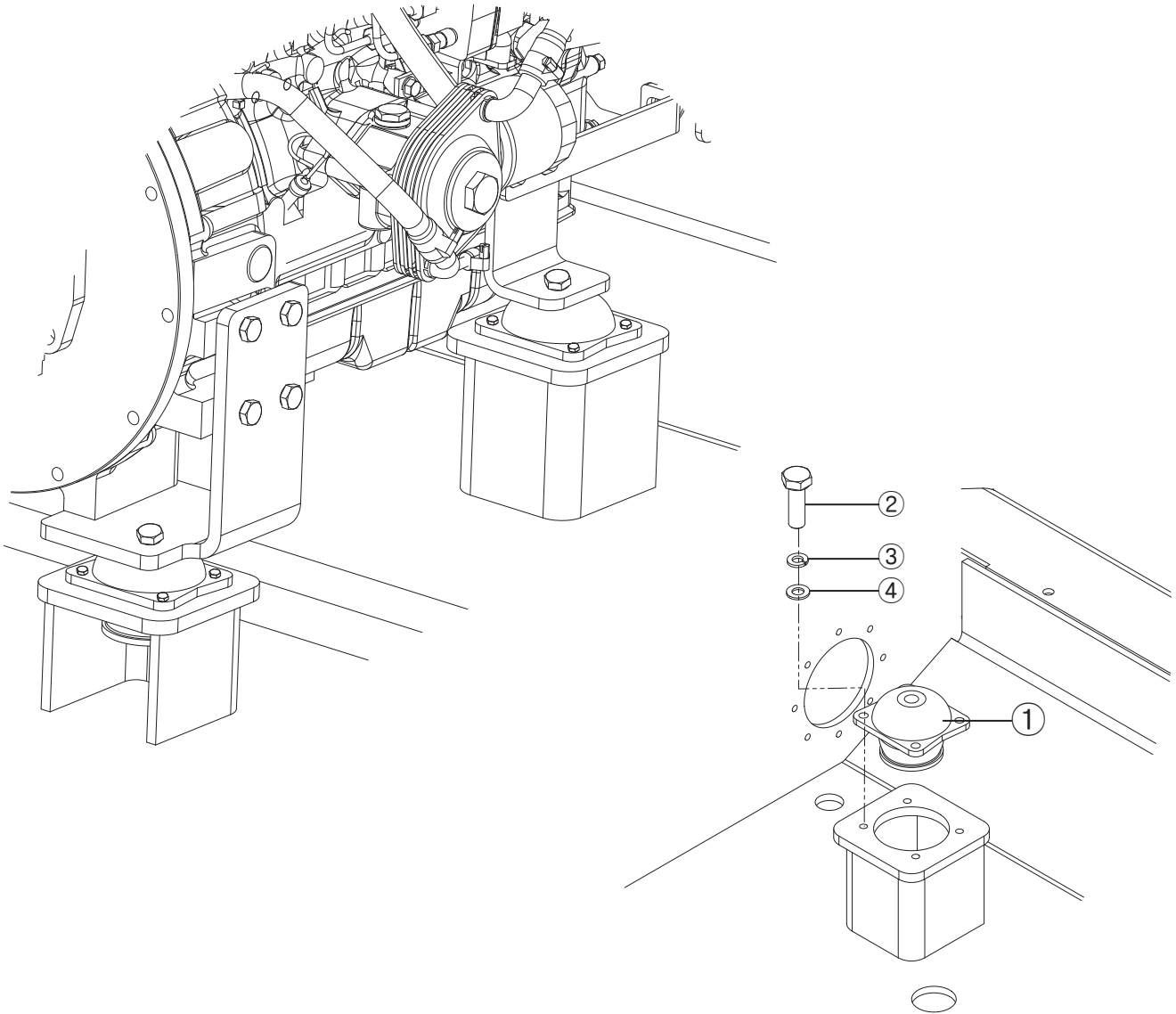


INDEX-DL165

| | |
|--|-------|
| 1. BASIC ENGINE | |
| Engine Assembly (A) | 1.1 |
| Engine Assembly (B) | 1.2 |
| 2. COOLING SYSTEM | |
| Water Outlet | 2.1 |
| Cooling Line | 2.2 |
| Radiator Assembly (A) | 2.3 |
| Radiator Assembly (B) | 2.4 |
| Reservoir | 2.5 |
| Cooling Fan & Fan Cover Assembly | 2.6 |
| 3. AIR INLET & EXHAUST SYSTEM | |
| Air Inlet Line | 3.1 |
| Air Cleaner Assembly (A) | 3.2 |
| Air Cleaner Assembly (B) | 3.3 |
| Muffler Assembly (A) | 3.4 |
| Muffler Assembly (B) | 3.5 |
| 4. FUEL SYSTEM | |
| Fuel Inlet | 4.1 |
| Fuel Line | 4.2 |
| Accelerator Assembly | 4.3 |
| 5. MAINFRAME | |
| Body Assembly (A) | 5.1-1 |
| Body Assembly (B) | 5.1-2 |
| Body Assembly (C) | 5.1-3 |
| ROPS Assembly | 5.2-1 |
| Support | 5.2-2 |
| Attachment | 5.2-3 |
| Restraint Bar | 5.2-4 |
| Seat Assembly | 5.2-5 |
| Electric Apparatus | 5.2-6 |
| Mount | 5.2-7 |
| Insulation | 5.2-8 |
| Lift Arms & Pivot Pins (A) | 5.3-1 |
| Lift Arms & Pivot Pins (B) | 5.3-2 |
| Universal Quick-Attachment | 5.4 |
| Rear Door Assembly (A) | 5.5-1 |
| Rear Door Assembly (B) | 5.5-2 |
| Rear Door Stopper Assembly | 5.5-3 |
| Work Tools | 5.6 |
| Engine Hood | 5.7 |
| 6. POWER TRAIN | |
| Axle Assembly (A) | 6.1-1 |
| Axle Assembly (B) | 6.1-2 |
| Torque Motor | 6.2 |
| Chain Assembly | 6.3 |
| Transmission | 6.4 |
| Flexible Coupling | 6.5 |
| Power Train Hydraulic Circuit | 6.6 |
| 7. HYDRAULIC SYSTEM | |
| Hydraulic Accessories (A) | 7.1-1 |
| Hydraulic Accessories (B) | 7.1-2 |
| Accumulator Circuit | 7.2 |
| Auxiliary Circuit | 7.3 |
| Lift Cylinder | 7.4 |
| Boom Lift Circuit | 7.5 |
| Tilt Cylinder | 7.6 |
| Bucket Tilt Circuit | 7.7 |
| Hydraulic Circuit | 7.8 |
| 8. ELECTRICAL SYSTEM | |
| Electrical Wiring, Engine | 8.1 |
| Electrical Wiring, ROPS | 8.2 |



| NO | PART NO. | DESCRIPTION | SPECIFICATION | Q'TY |
|----|----------|---------------------|---------------|------|
| 1 | 1651401 | Bracket , LH | | 1 |
| 2 | 1651402 | Bracket , RH | | 1 |
| 3 | 1651403 | Bracket , LH | | 1 |
| 4 | 1651404 | Bracket , RH | | 1 |
| 5 | 1651413 | Spacer , LH | | 1 |
| 6 | 1651414 | Spacer , RH | | 1 |
| 7 | 1651406 | Bracket , Fan Cover | | 2 |
| 8 | 911162 | Bolt , Hex | M16×P1.5×110L | 4 |
| 9 | 930161 | Washer , Flat | M16 | 4 |
| 10 | 940161 | Washer , Lock | M16 | 4 |
| 11 | 921161 | Nut , Hex | M16×P1.5 | 4 |
| 12 | 911105 | Hex, Bolt | M10×P1.5×35L | 7 |
| 13 | 930101 | Washer , Flat | M10 | 9 |
| 14 | 940101 | Washer , Lock | M10 | 9 |
| 15 | 911107 | Bolt , Hex | M10×P1.5×25L | 4 |
| 16 | 911123 | Bolt , Hex, | M12×P1.75×35L | 8 |
| 17 | 940121 | Washer , Lock | M12 | 8 |
| 18 | 930121 | Washer , Flat | M12 | 8 |



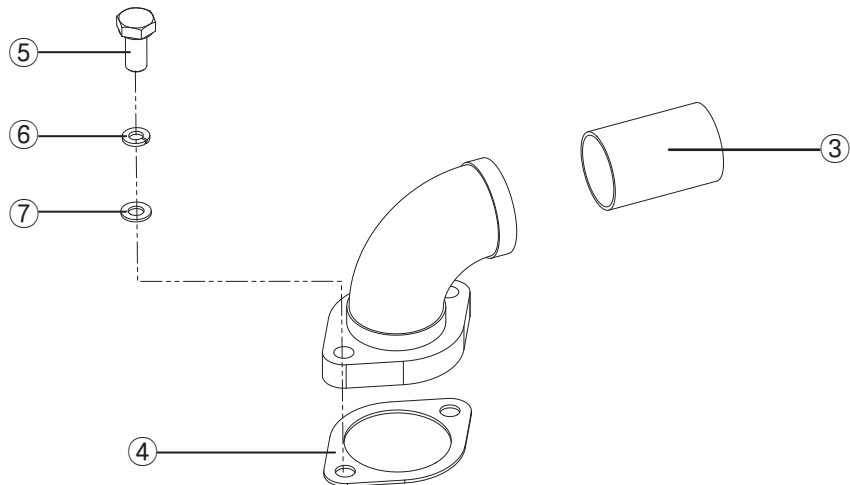
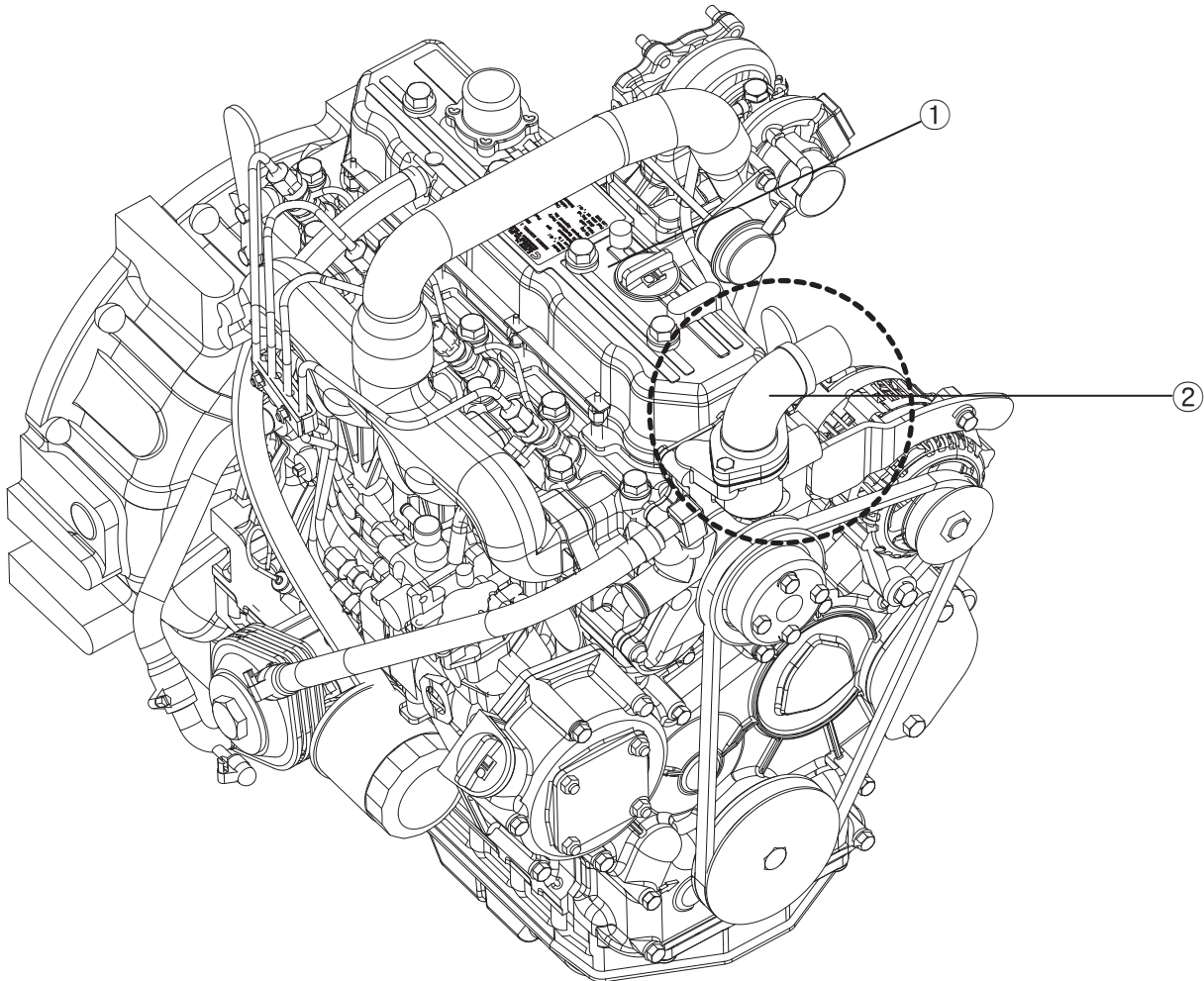
| NO | PART NO. | DESCRIPTION | SPECIFICATION | Q'TY |
|----|----------|--------------|---------------|------|
| 1 | 1651712 | Engine Mount | | 4 |
| 2 | 911102 | Bolt, Hex | M10×P1.25×20L | 16 |
| 3 | 940101 | Washer, Lock | M10 | 16 |
| 4 | 930101 | Washer, Flat | M10 | 16 |



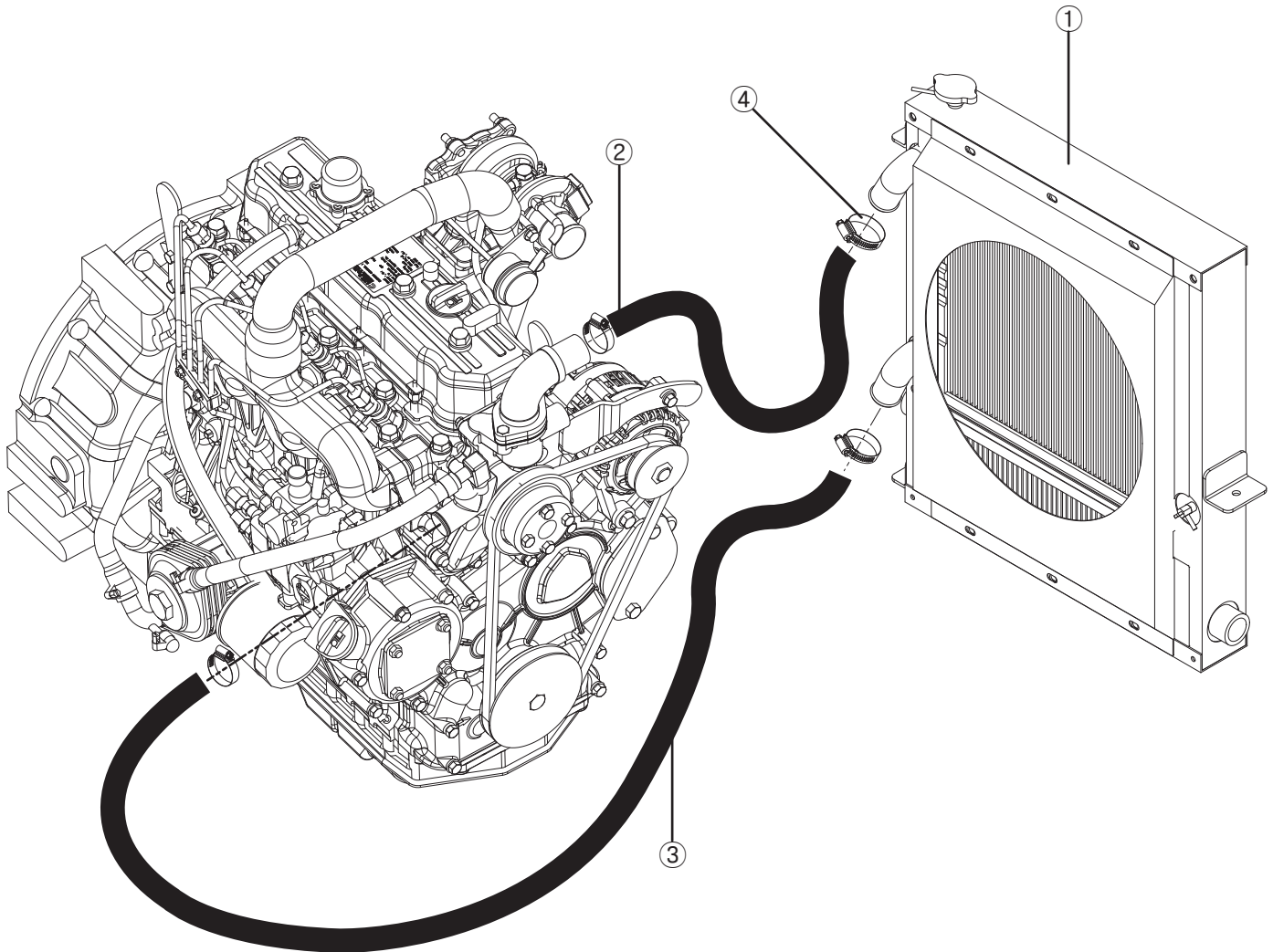
COOLING SYSTEM

DL165 SKID STEER LOADER B SERIES

Water Outlet



| NO | PART NO. | DESCRIPTION | SPECIFICATION | Q'TY |
|----|----------|--------------------|---------------|------|
| 1 | 1656701 | Engine | A2300T | 1 |
| 2 | 1655300 | Water Outlet Ass'y | | 1 |
| 3 | 5002 | Socket, ST | 25A | 1 |
| 4 | 1656711 | Gasket | | 1 |
| 5 | 911081 | Bolt, Hex | M8×P1.25×20L | 2 |
| 6 | 940081 | Washer, Lock | M8 | 2 |
| 7 | 930081 | Washer, Flat | M8 | 2 |



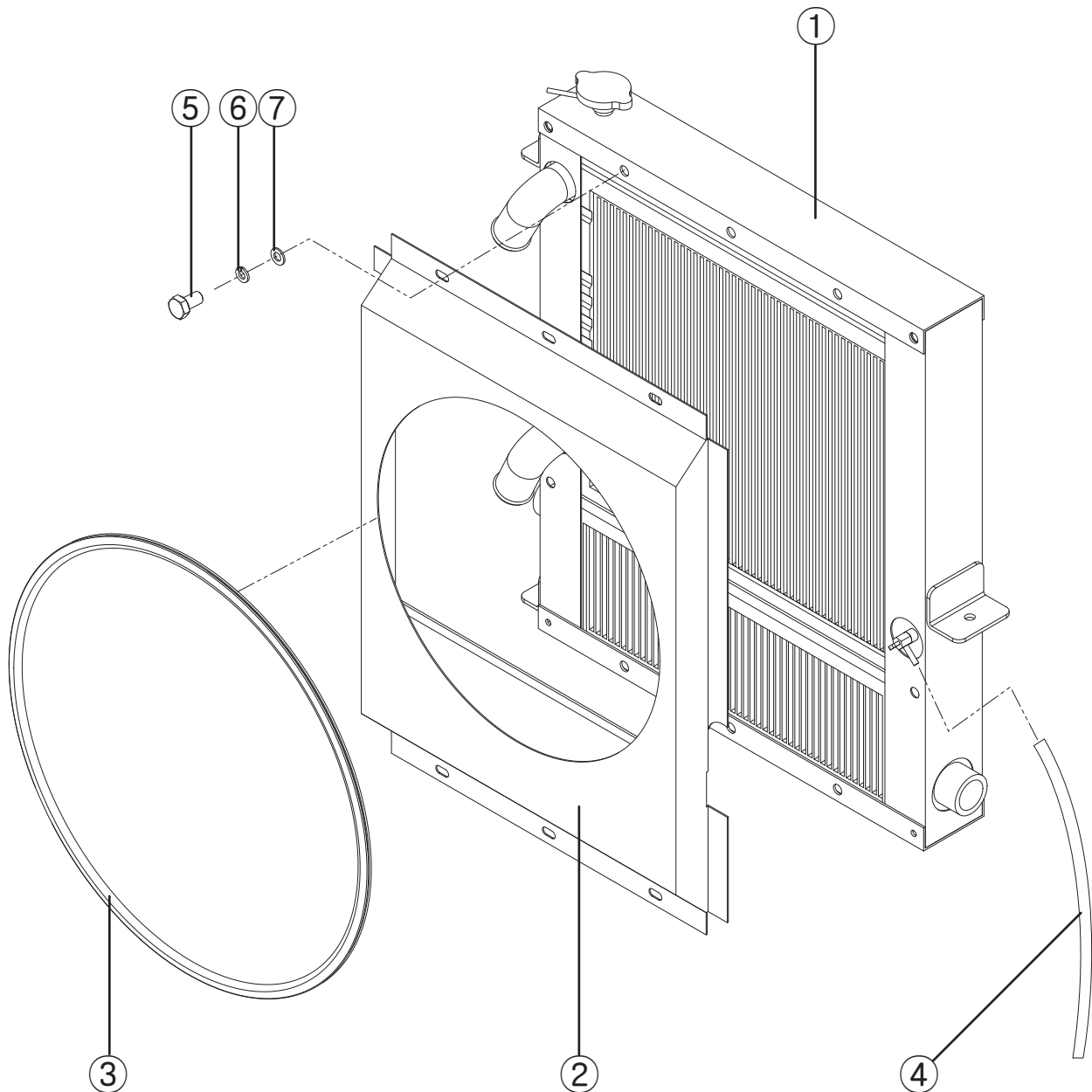
| NO | PART NO. | DESCRIPTION | SPECIFICATION | Q'TY |
|----|----------|-------------------------|---------------|------|
| 1 | 1657511 | Radiator & Cooler Ass'y | | 1 |
| 2 | 6044 | Hose Ass'y | 940L | 1 |
| 3 | 6045 | Hose Ass'y | 1750L | 1 |
| 4 | 5004 | Clamp | 2" | 4 |



COOLING SYSTEM

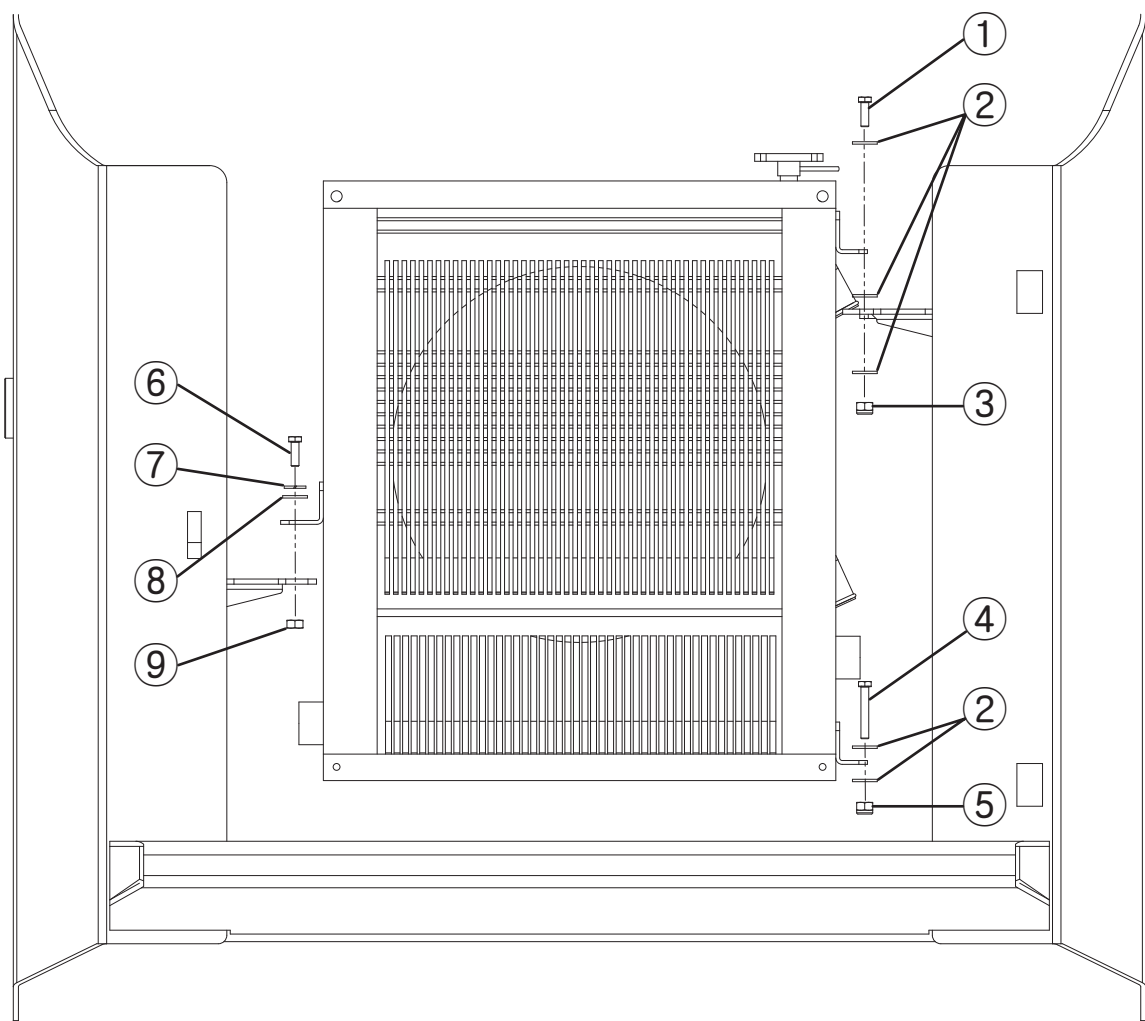
DL165 SKID STEER LOADER B SERIES

Radiator Assembly (A)

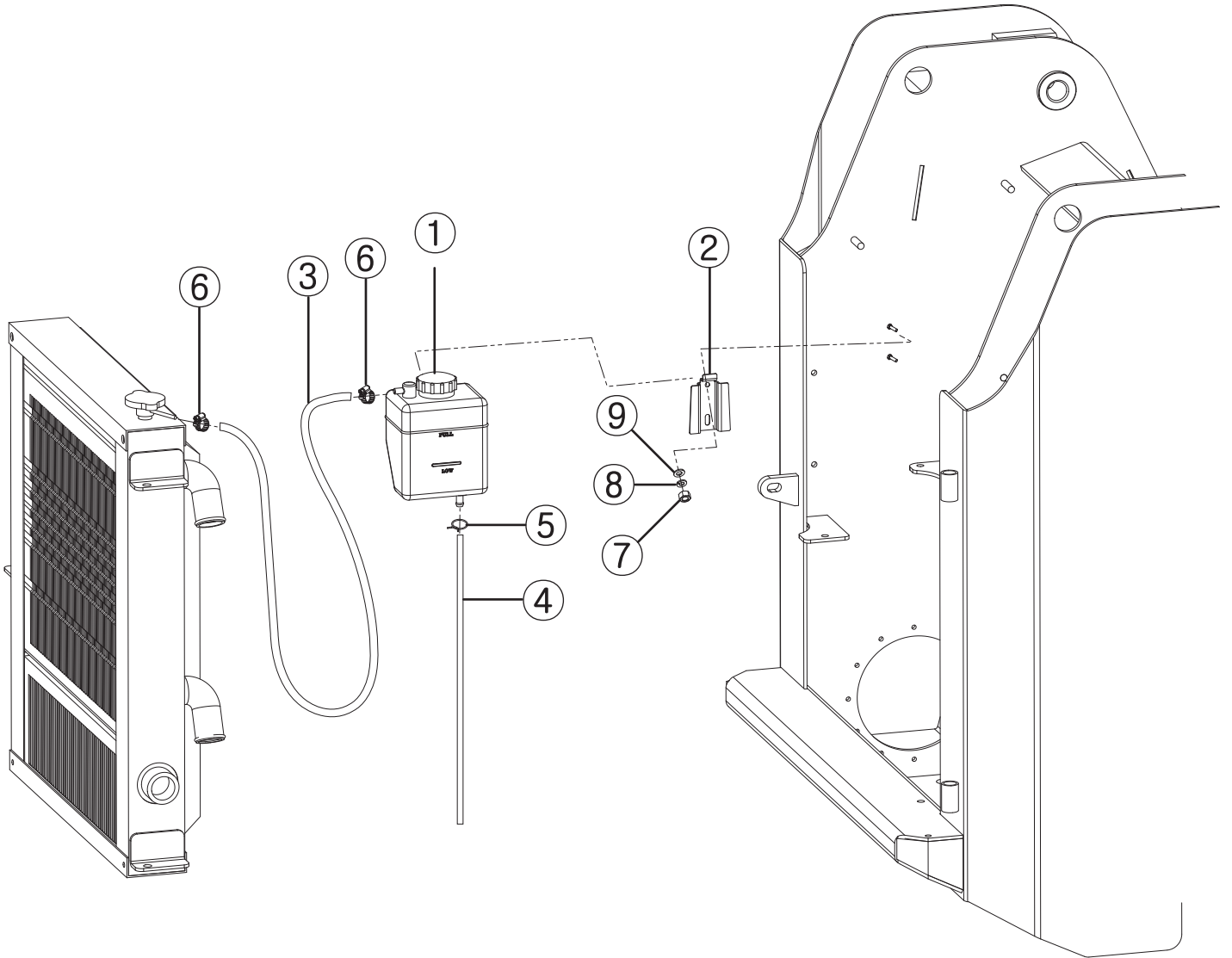


| NO | PART NO. | DESCRIPTION | SPECIFICATION | Q'TY |
|----|----------|-------------------------|---------------|------|
| 1 | 1657511 | Radiator & Cooler Ass'y | | 1 |
| 2 | 1651310 | Shroud Ass'y | | 1 |
| 3 | 5006 | Trim Seal | 1350L | 1 |
| 4 | 5009 | Hose | ø 8, 300L | 1 |
| 5 | 911080 | Bolt, Hex | M8×P1.25×15L | 6 |
| 6 | 940081 | Washer, Lock | M8 | 6 |
| 7 | 930981 | Washer, Flat | M8 | 6 |

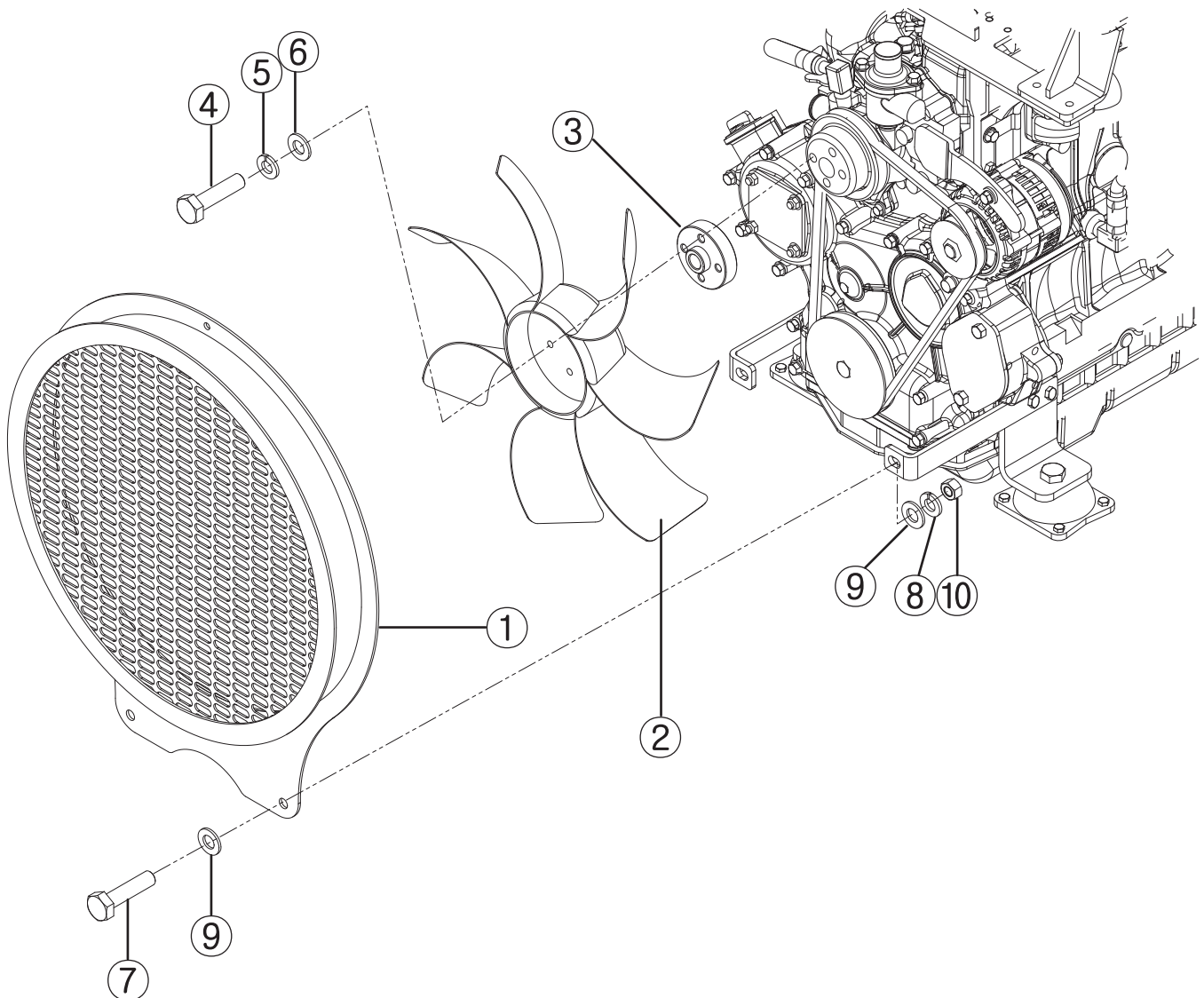
COOLING SYSTEM



| NO | PART NO. | DESCRIPTION | SPECIFICATION | Q'TY |
|----|----------|--------------|---------------|------|
| 1 | 911121 | Bolt, Hex | M12×P12.5×30L | 1 |
| 2 | 930121 | Washer, Flat | M12 | 5 |
| 3 | 922121 | Nut, Nylon | M12×P1.25 | 1 |
| 4 | 911125 | Bolt, Hex | M12×P1.5×65L | 1 |
| 5 | 922122 | Nut, Nylon | M12×P1.5 | 1 |
| 6 | 911102 | Bolt, Hex | M12×P1.25×20L | 1 |
| 7 | 940101 | Washer, Lock | M12 | 1 |
| 8 | 930101 | Washer, Flat | M12 | 1 |
| 9 | 921101 | Nut, Hex | M12×P1.25 | 1 |



| NO | PART NO. | DESCRIPTION | SPECIFICATION | Q'TY |
|----|----------|--------------------------|---------------|------|
| 1 | 1651704 | Reservoir Ass'y | ø 12 | 1 |
| 2 | 1651705 | Bracket, Reservoir Ass'y | ø 10 | 1 |
| 3 | 5010 | Hose | ø 10 | 1 |
| 4 | 5007 | Hose | | 1 |
| 5 | 5011 | Clip | | 1 |
| 6 | 5003 | Clamp | | 2 |
| 7 | 921061 | Nut, Hex | M6×P1.0 | 2 |
| 8 | 940061 | Washer, Lock | M6 | 2 |
| 9 | 930061 | Waser, Flat | M6 | 2 |



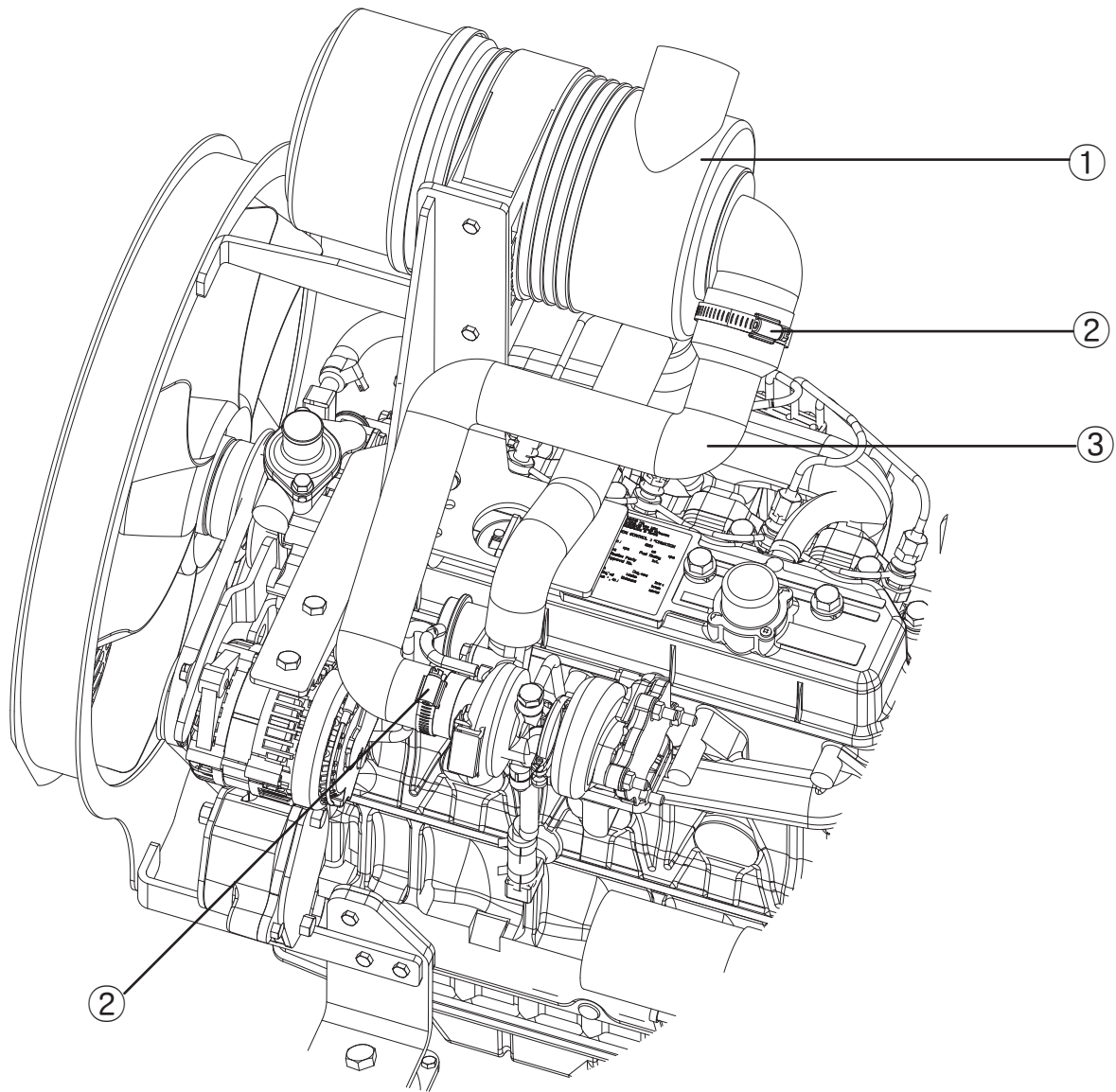
| NO | PART NO. | DESCRIPTION | SPECIFICATION | Q'TY |
|----|----------|-----------------|---------------|------|
| 1 | 1755400 | Fan Cover Ass'y | | 1 |
| 2 | 1656702 | Cooling Fan | | 1 |
| 3 | 1656803 | Spacer, Fan | | 1 |
| 4 | 911804 | Bolt, Hex | M8×P1.25×35L | 4 |
| 5 | 940081 | Washer, Lock | M8 | 4 |
| 6 | 930081 | Washer, Flat | M8 | 4 |
| 7 | 911104 | Bolt, Hex | M10×P1.25×30L | 2 |
| 8 | 940101 | Washer, Lock | M10 | 2 |
| 9 | 930101 | Washer, Flat | M10 | 4 |
| 10 | 922101 | Nut, Nylon | M10×P1.25 | 2 |



AIR INLET & EXHAUST SYSTEM

DL165 SKID STEER LOADER B SERIES

Air Inlet Line



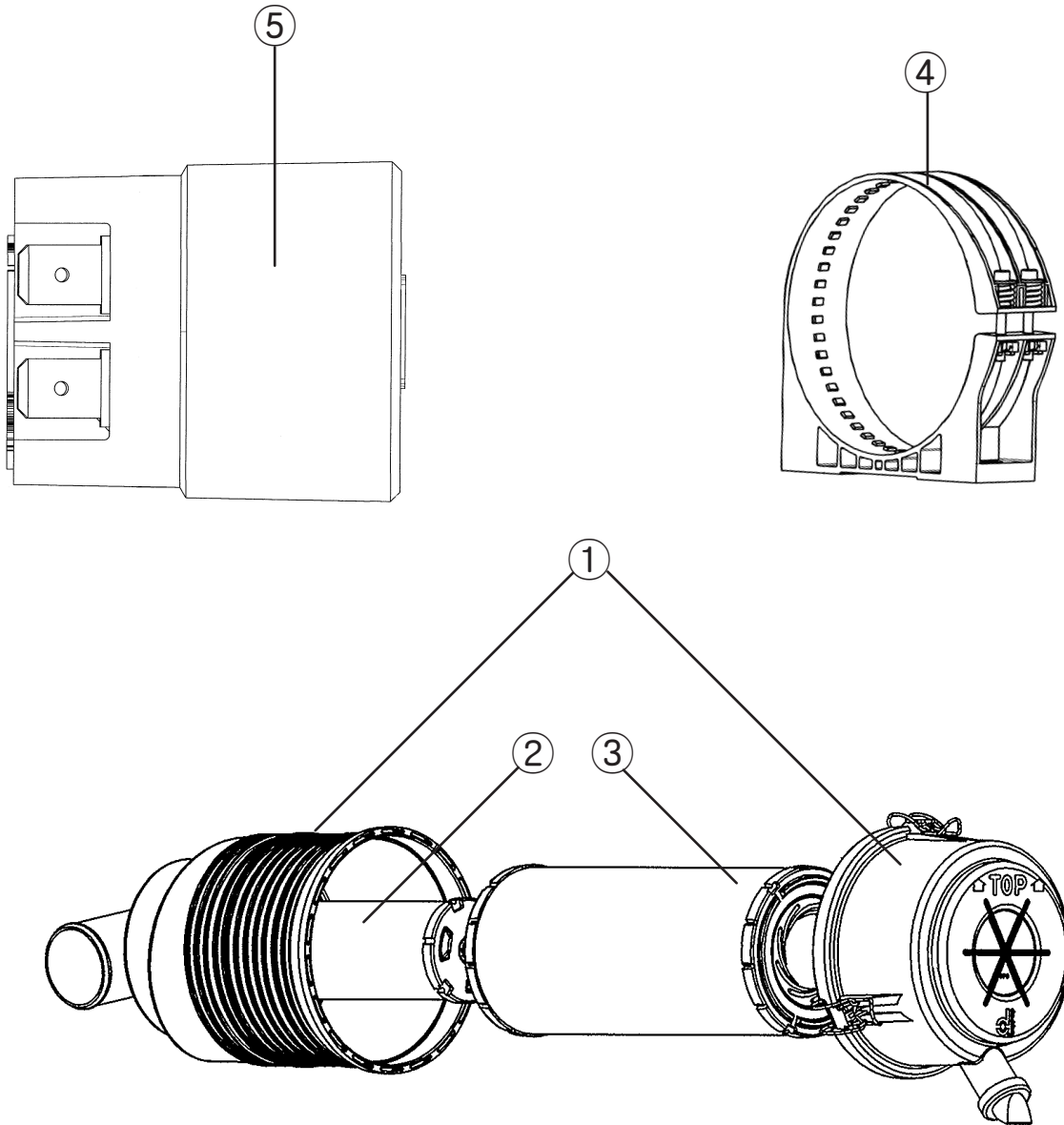
| NO | PART NO. | DESCRIPTION | SPECIFICATION | Q'TY |
|----|----------|-------------------|---------------|------|
| 1 | 1656703 | Air Cleaner Ass'y | | 1 |
| 2 | 5005 | Clamp | | 2 |
| 3 | 1656709 | Hose, Air Cleaner | | 1 |



AIR INLET & EXHAUST SYSTEM

DL165 SKID STEER LOADER B SERIES

Air cleaner Assembly (A)



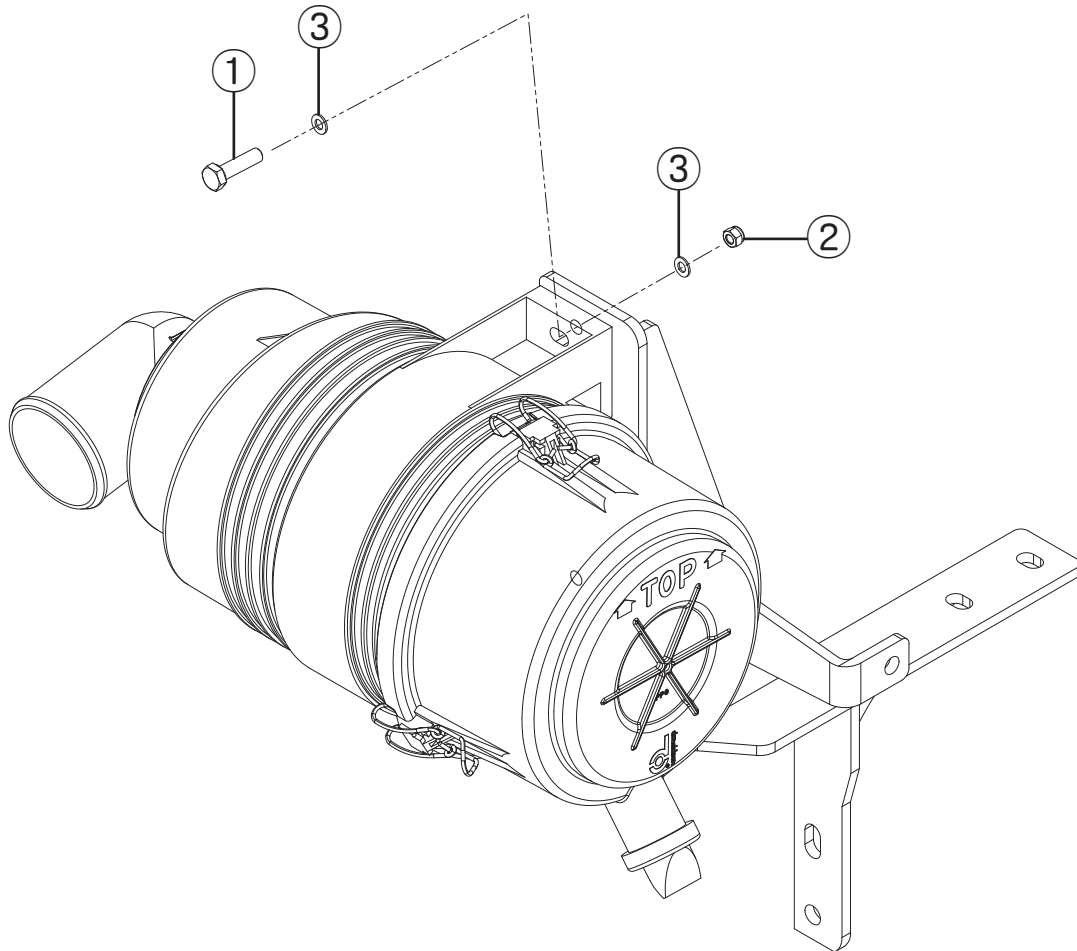
| NO | PART NO. | DESCRIPTION | SPECIFICATION | Q'TY |
|----|----------|------------------------|---------------|------|
| 1 | 1656704 | Air cleaner Body Ass'y | | 1 |
| 2 | 1656705 | Element Ass'y, Inner | | 1 |
| 3 | 1656706 | Element Ass'y, Outer | | 1 |
| 4 | 1656707 | Bracket, Air cleaner | | 1 |
| 5 | 1656708 | Indicator, Air cleaner | | 1 |



AIR INLET & EXHAUST SYSTEM

DL165 SKID STEER LOADER B SERIES

Air cleaner Assembly (B)



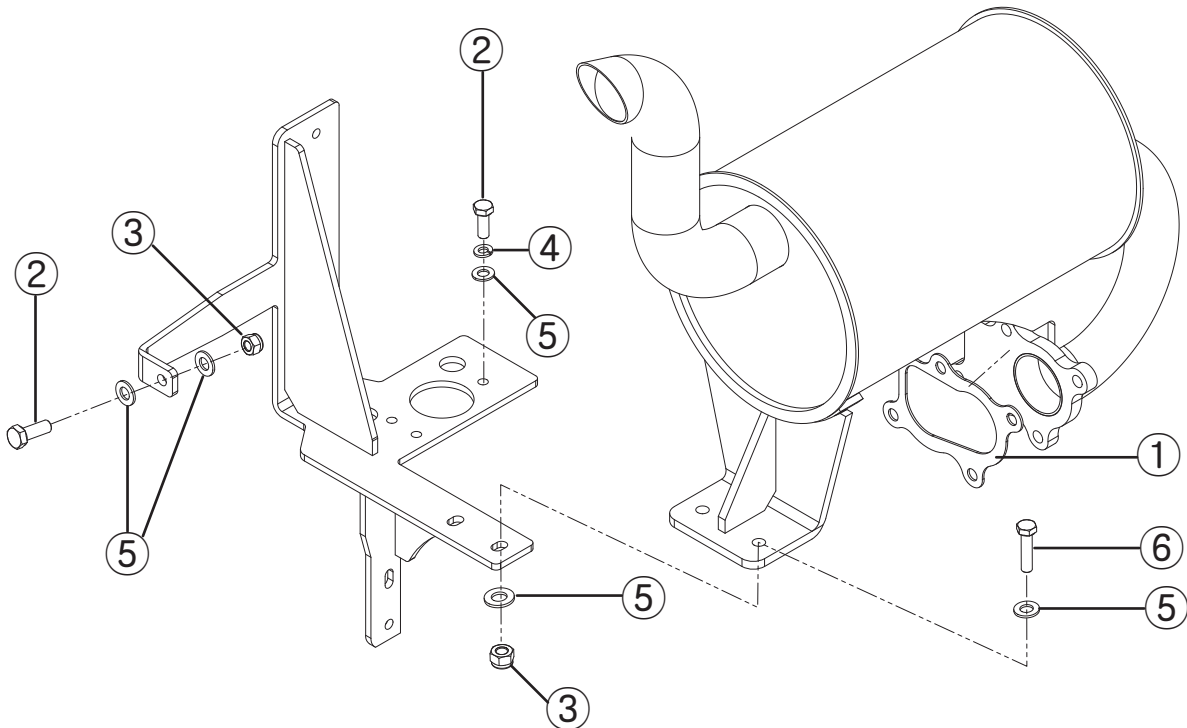
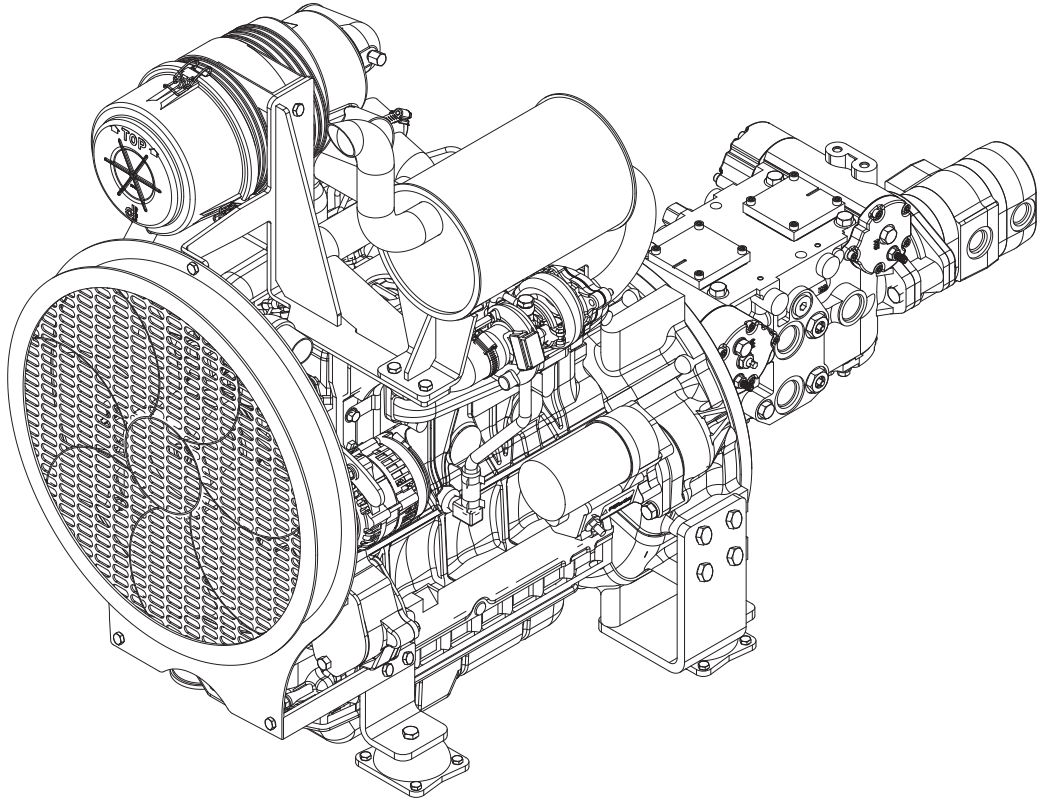
| NO | PART NO. | DESCRIPTION | SPECIFICATION | Q'TY |
|----|----------|--------------|---------------|------|
| 1 | 911084 | Bolt, Hex | M8×P1.25×35L | 2 |
| 2 | 922081 | Nut, Nylon | M8×P1.25 | 2 |
| 3 | 930081 | Washer, Flat | M8 | 4 |



AIR INLET & EXHAUST SYSTEM

DL165 SKID STEER LOADER B SERIES

Muffler Assembly (A)



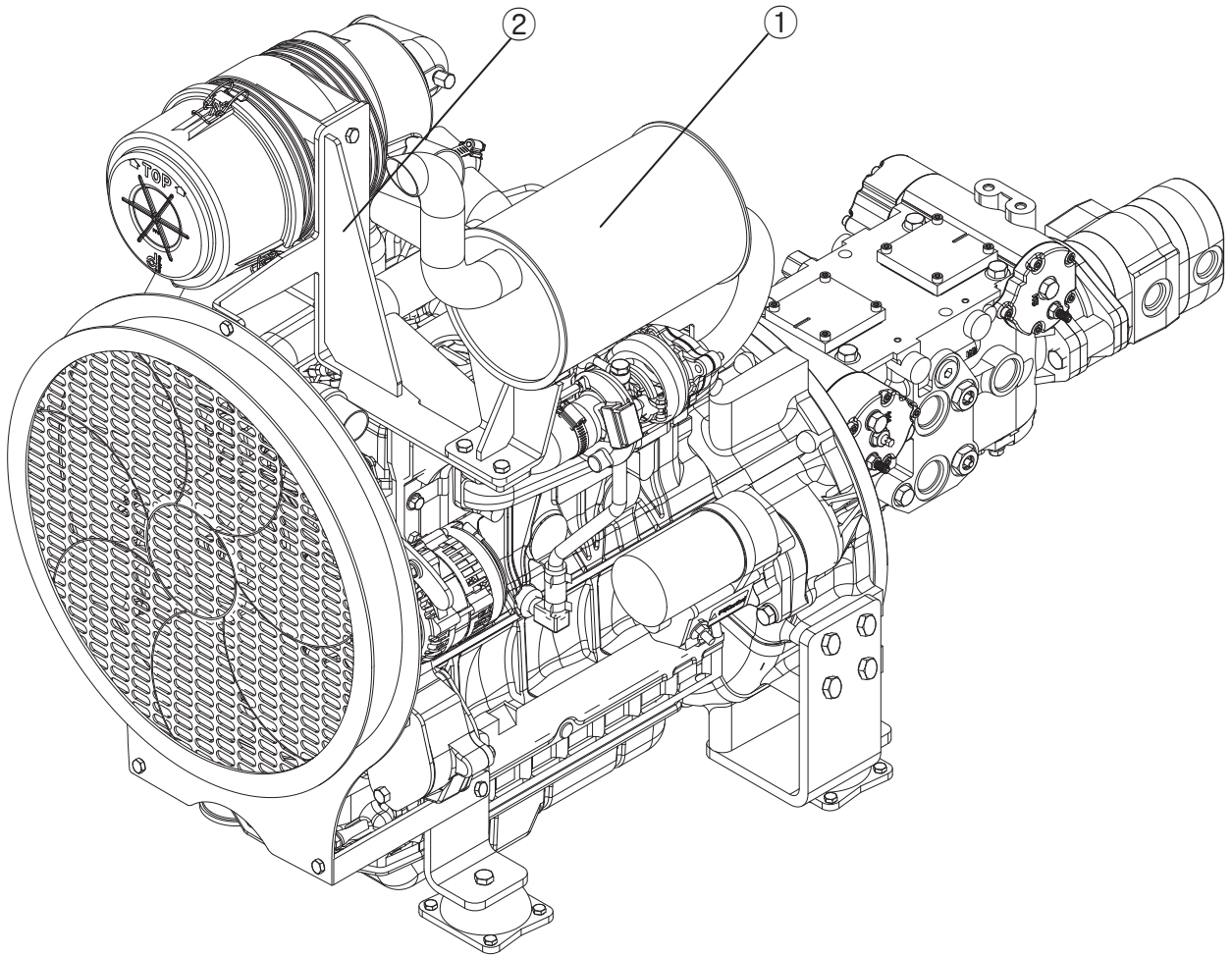
| NO | PART NO. | DESCRIPTION | SPECIFICATION | Q'TY |
|----|----------|-----------------|---------------|------|
| 1 | 1656701 | Gasket, Muffler | | 1 |
| 2 | 911084 | Bolt, Hex | M8×P1.25×30L | 4 |
| 3 | 922081 | Nut, Nylon | M8×P1.25 | 3 |
| 4 | 940081 | Washer, Lock | M8 | 3 |
| 5 | 930081 | Washer, Flat | M8 | 9 |
| 6 | 911084 | Bolt, Hex | M8×P1.25×35L | 2 |



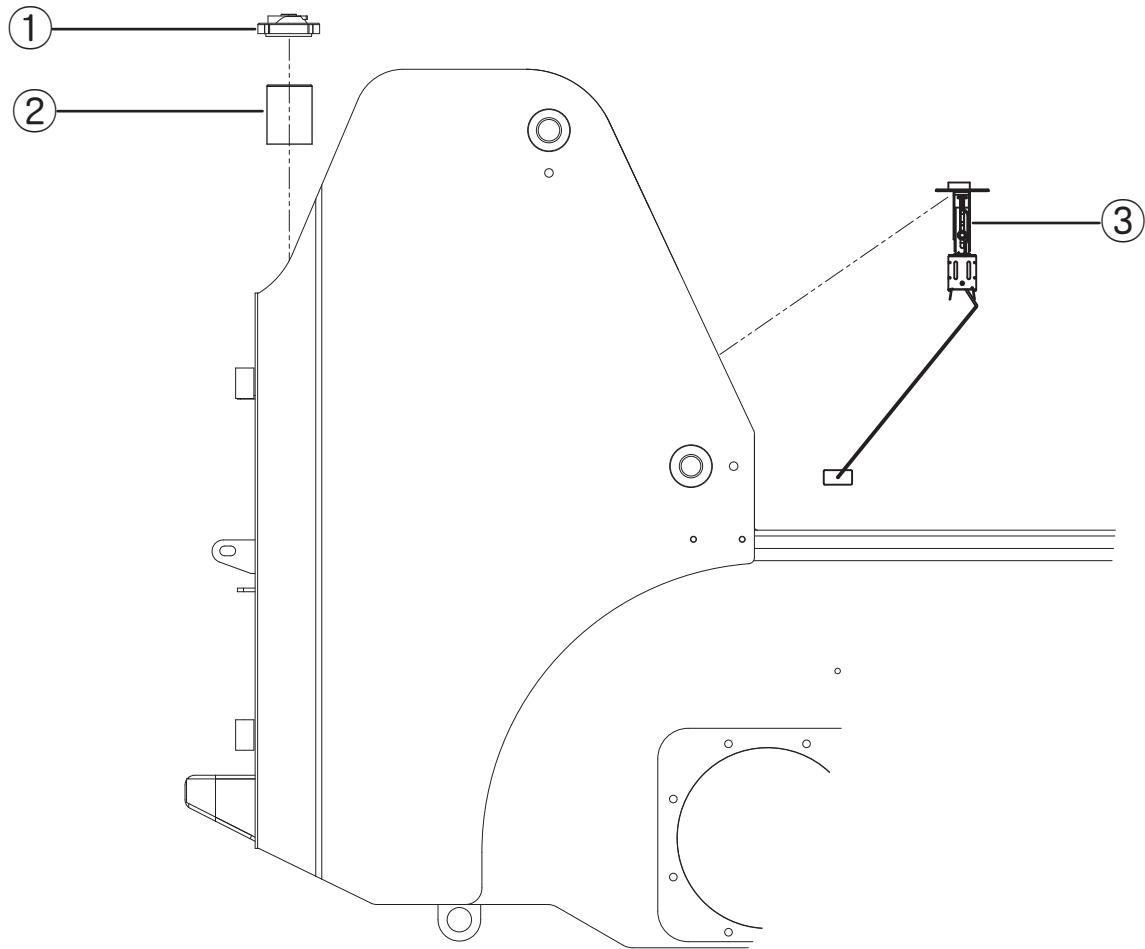
AIR INLET & EXHAUST SYSTEM

DL165 SKID STEER LOADER B SERIES

Muffler Assembly (B)

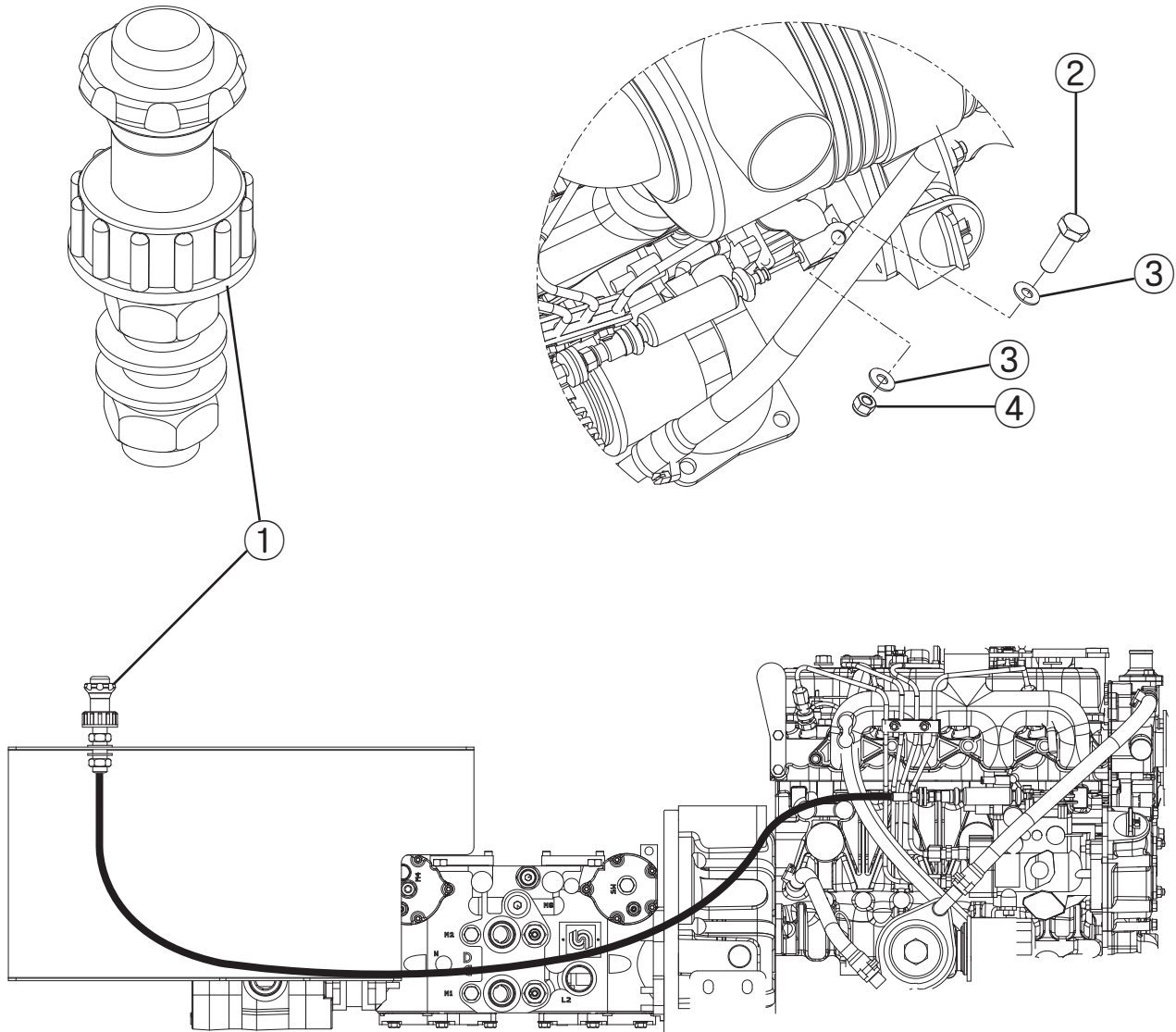


| NO | PART NO. | DESCRIPTION | SPECIFICATION | Q'TY |
|----|----------|-----------------|---------------|------|
| 1 | 1656500 | Muffler Ass'y | | 1 |
| 2 | 1651409 | Bracket , Mount | | 1 |



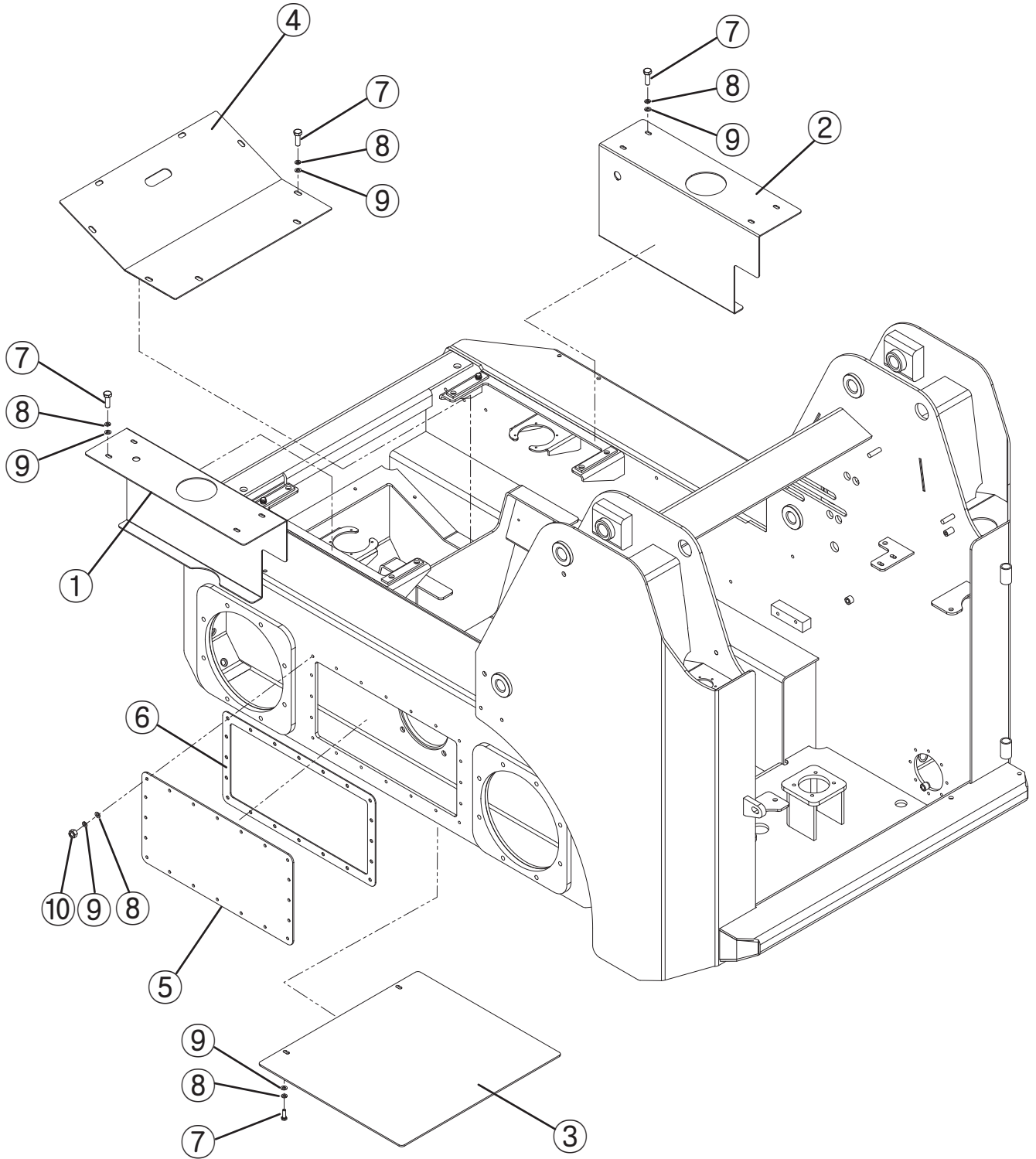
| NO | PART NO. | DESCRIPTION | SPECIFICATION | Q'TY |
|----|----------|--------------------|---------------|------|
| 1 | 1651707 | Neck Cap Ass'y | | 111 |
| 2 | 1651703 | Neck, Fuel | | |
| 3 | 1651608 | Sender, Fuel Level | | |

| NO | PART NO. | DESCRIPTION | SPECIFICATION | Q'TY |
|----|----------|---------------------|---------------------|------|
| 1 | 1651821 | Gasket | | 1 |
| 2 | 1651308 | Cover | | 1 |
| 3 | 6547 | Fitting | PT 1/4,PT 1/4 ELBOW | 2 |
| 4 | 6548 | Clamp | | 4 |
| 5 | 6549 | Valve | PT 1/4 | 1 |
| 6 | 5003 | Fitting | PT 1/4 ST | 1 |
| 7 | 5022 | Hose | ø 10 | 1 |
| 8 | 5021 | Hose | ø 10 | 1 |
| 9 | 1656712 | Oil Water Separator | | 1 |

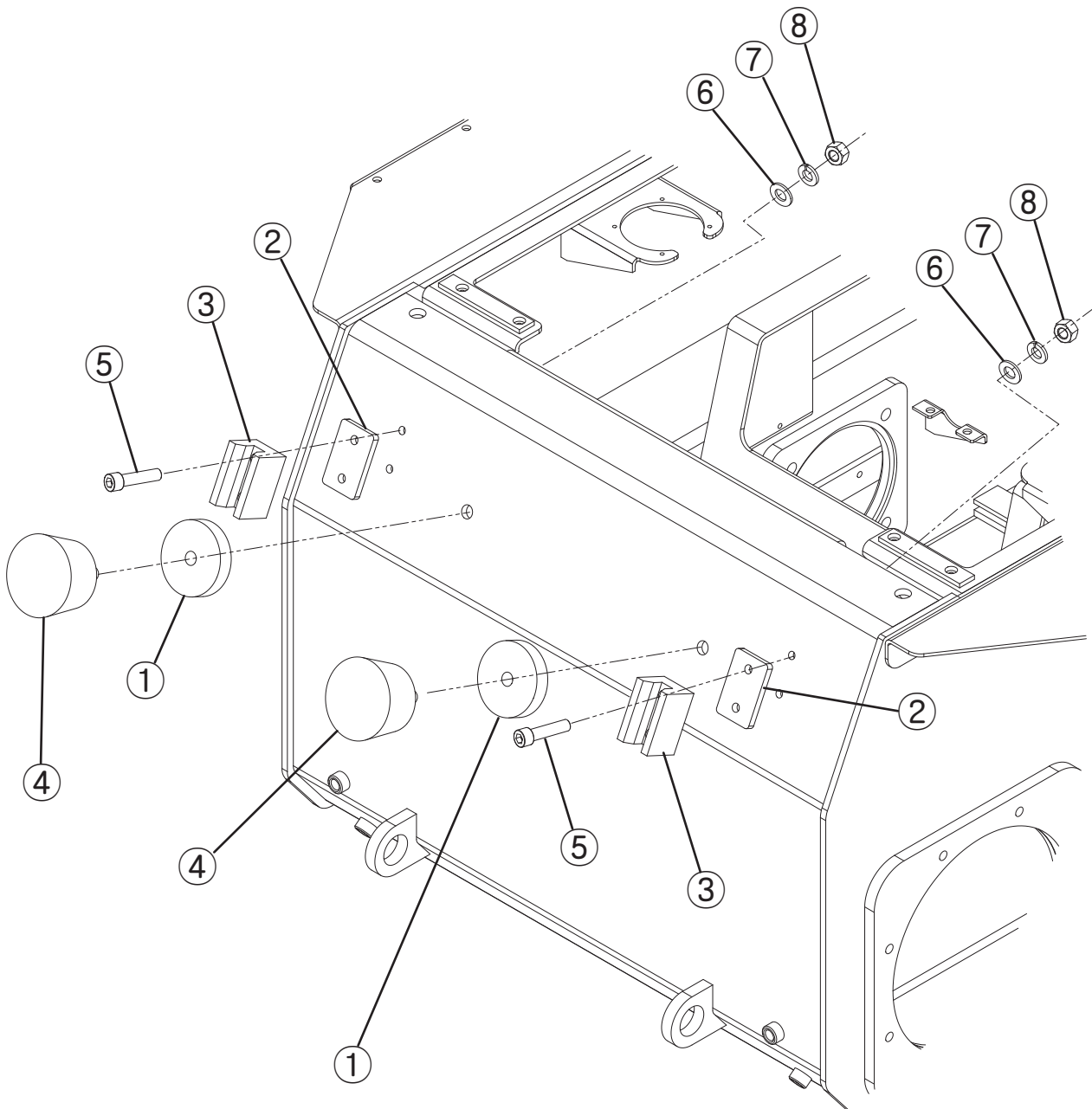


| NO | PART NO. | DESCRIPTION | SPECIFICATION | Q'TY |
|----|----------|----------------------|---------------|------|
| 1 | 1656714 | Accelerator Assembly | Push Pull | 1 |
| 2 | 911064 | Bolt, Hex | M8×P1.25×25L | 1 |
| 3 | 93006 | Washer, Flat | M8 | 2 |
| 4 | 1922061 | Nut, Nylon | M8×P1.25 | 1 |

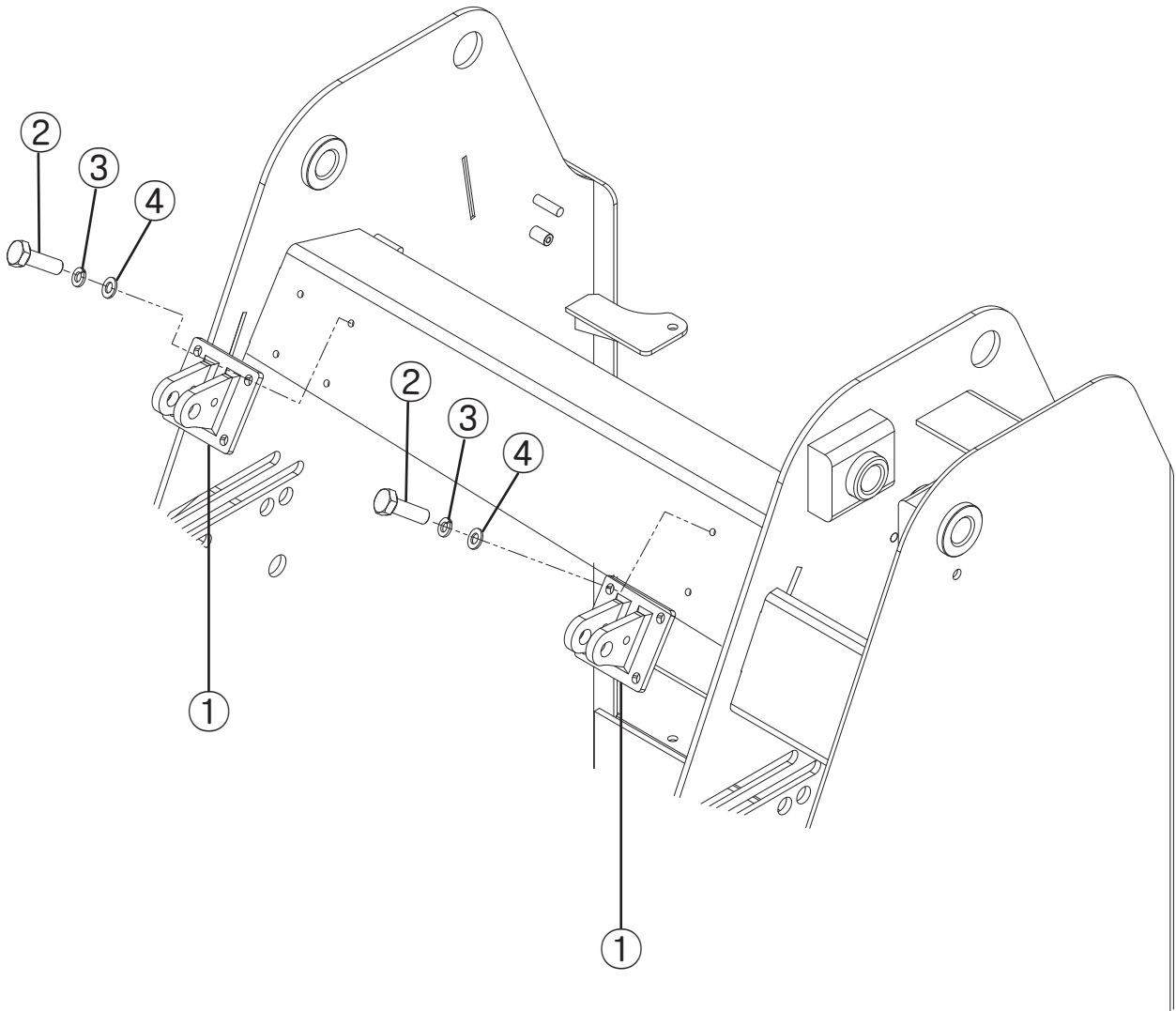
MAINFRAME



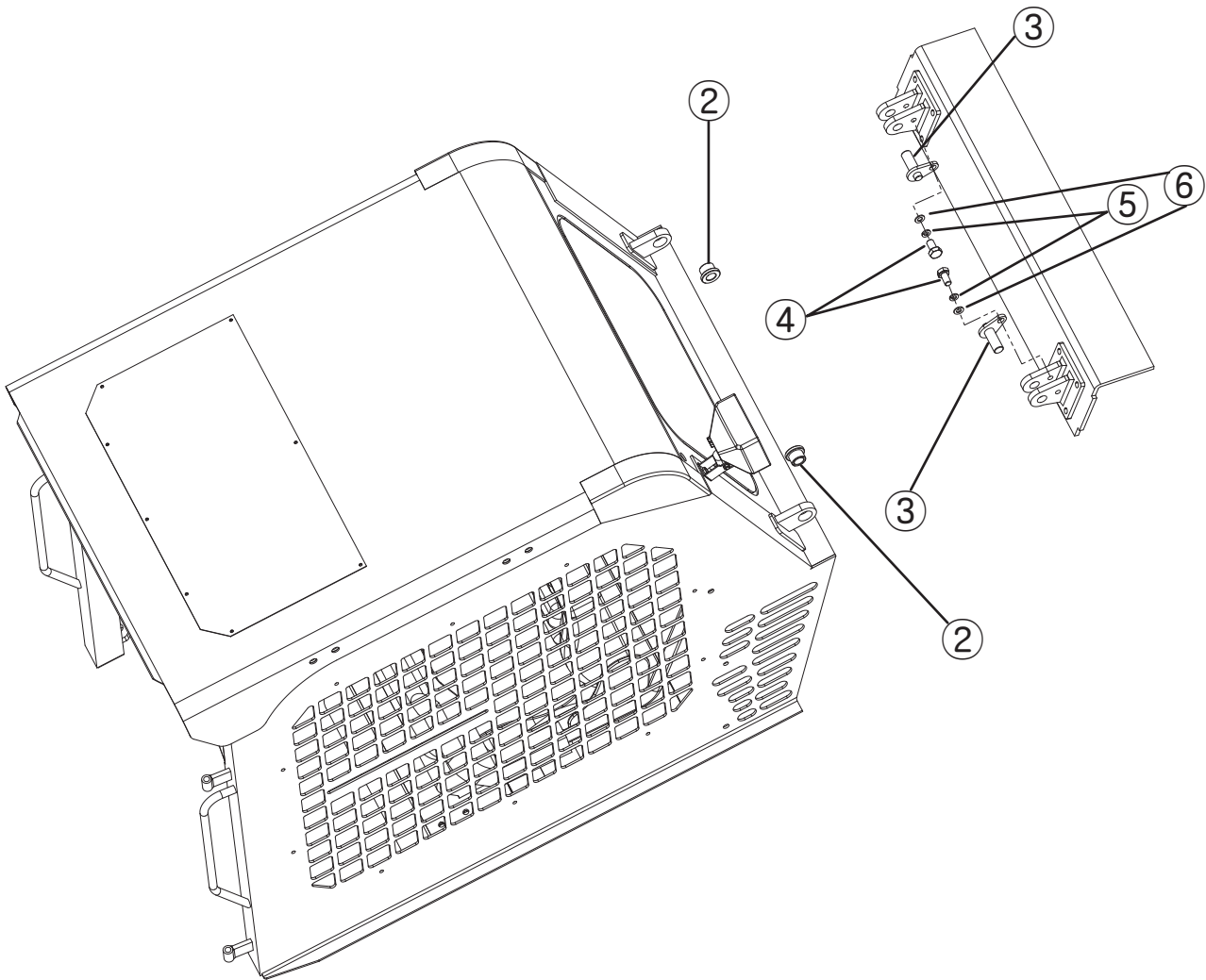
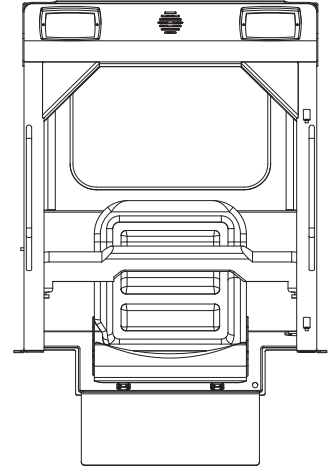
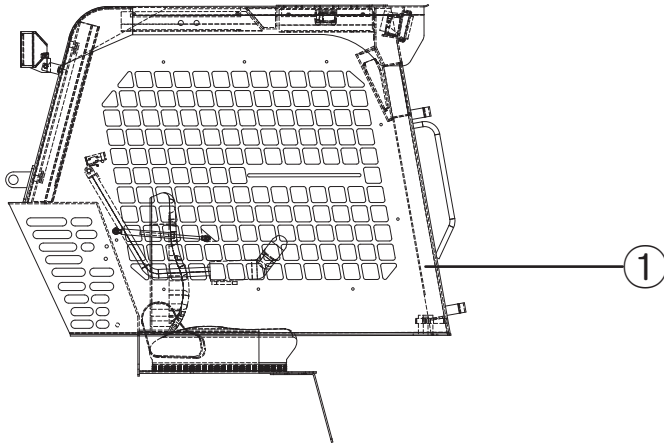
| NO | PART NO. | DESCRIPTION | SPECIFICATION | Q'TY |
|----|----------|--------------------------|---------------|------|
| 1 | 1651302 | Cover, Joystick, LH | | 1 |
| 2 | 1651303 | Cover, Joystick, RH | | 1 |
| 3 | 1651304 | Cover, Bottom Inspection | | 1 |
| 4 | 1651305 | Foothold | | 1 |
| 5 | 1651306 | Cover, Chain Inspection | | 2 |
| 6 | 1651820 | Gasket | | 2 |
| 7 | 911081 | Bolt, Hex | M8×P1.25×20L | 18 |
| 8 | 940081 | Washer, Lock | M8 | 58 |
| 9 | 930081 | Washer, Flat | M8 | 58 |
| 10 | 921081 | Nut, Hex | M8×P1.25 | 40 |



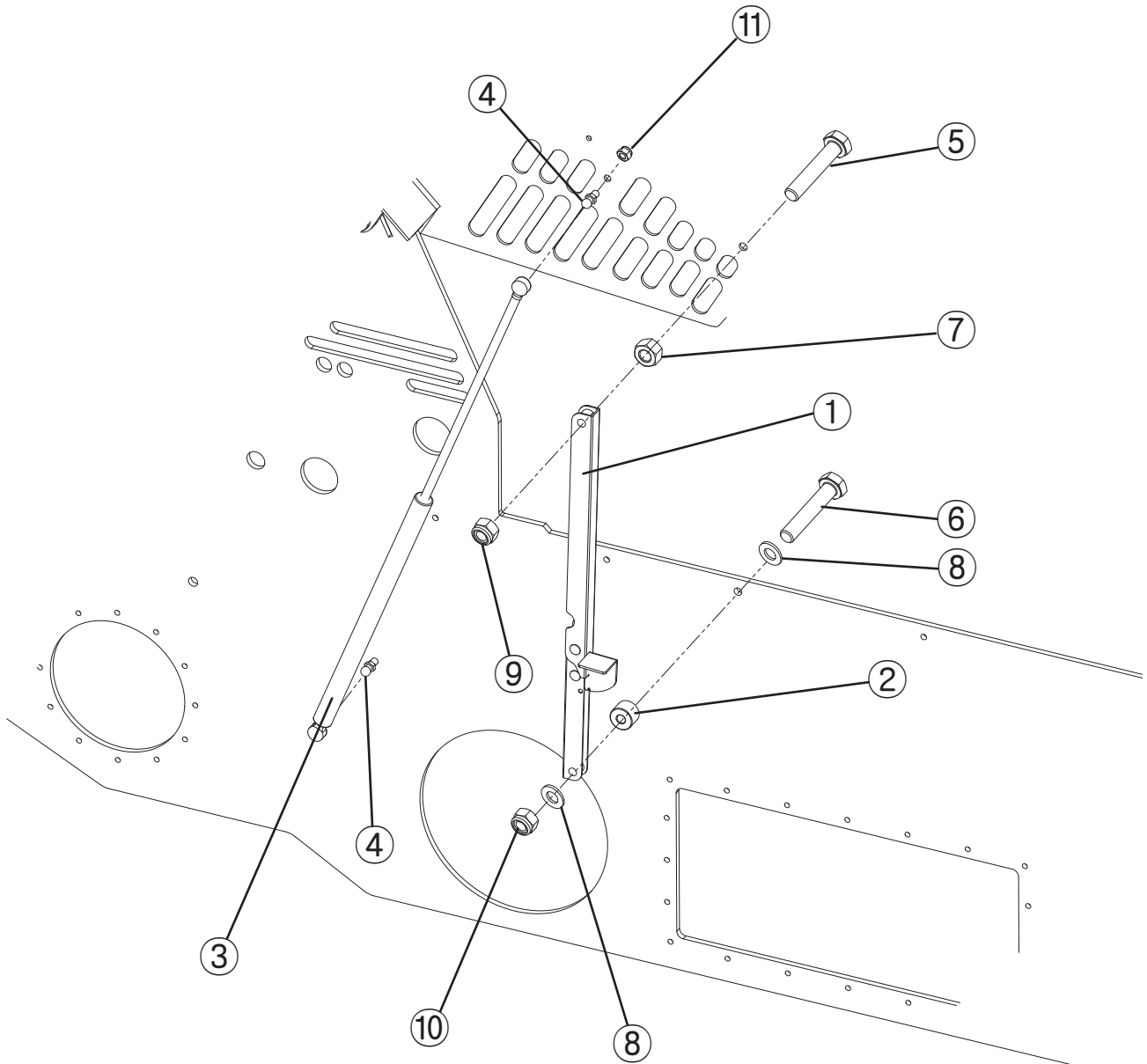
| NO | PART NO. | DESCRIPTION | SPECIFICATION | Q'TY |
|----|----------|--------------|---------------|------|
| 1 | 1651822 | Spacer | | 2 |
| 2 | 1651415 | Spacer | | 2 |
| 3 | 1651816 | Holder | | 2 |
| 4 | 1651701 | Bumper | | 2 |
| 5 | 913101 | Bolt, Socket | M10×P1.25×35L | 4 |
| 6 | 930101 | Washer, Flat | M10 | 4 |
| 7 | 940101 | Washer, Lock | M10 | 4 |
| 8 | 921101 | Nut, Hex | M10×P1.25 | 4 |



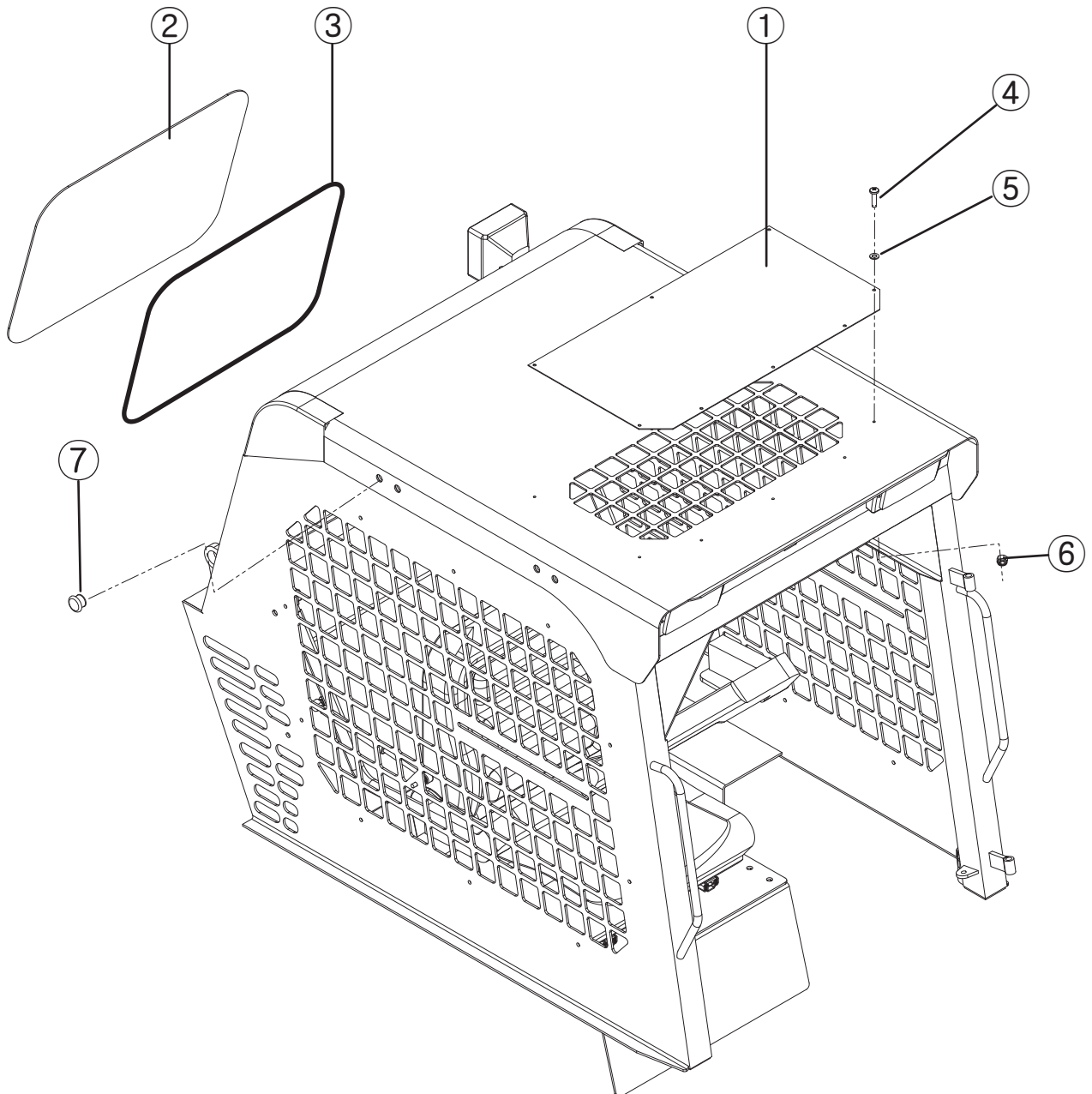
| NO | PART NO. | DESCRIPTION | SPECIFICATION | Q'TY |
|----|----------|-----------------|---------------|------|
| 1 | 1651405 | Bracket , Hinge | | 2 |
| 2 | 911102 | Bolt , Hex | M10×P1.25×20L | 8 |
| 3 | 940101 | Washer , Lock | M10 | 8 |
| 4 | 930101 | Washer , Flat | M10 | 8 |



| NO | PART NO. | DESCRIPTION | SPECIFICATION | Q'TY |
|----|----------|---------------|---------------|------|
| 1 | 1753000 | ROPS Complete | | 1 |
| 2 | 1653805 | Guard, Hinge | | 2 |
| 3 | 1653806 | Pin, Hinge | | 2 |
| 4 | 911121 | Bolt, Hex | M12×P1.25×30L | 2 |
| 5 | 940121 | Washer, Lock | M12 | 2 |
| 6 | 930121 | Washer, Flat | M12 | 2 |



| NO | PART NO. | DESCRIPTION | SPECIFICATION | Q'TY |
|----|----------|-----------------|---------------|------|
| 1 | 1653701 | Support Ass'y | | 1 |
| 2 | 1653804 | Spacer, Support | | 1 |
| 3 | 1651713 | Gas Spring | | 2 |
| 4 | 1651714 | Boll Stud | M10 | 4 |
| 5 | 911124 | Bolt, Hex | M12×P1.25×40L | 1 |
| 6 | 911125 | Bolt, Hex | M12×P1.5×65L | 1 |
| 7 | 921121 | Nut, Hex | M12×P1.25 | 1 |
| 8 | 930121 | Washer, Flat | M12 | 2 |
| 9 | 922121 | Nut, Nylon | M12×P1.25 | 1 |
| 10 | 922122 | Nut, Nylon | M12×P1.5 | 1 |
| 11 | 922081 | Nut, Nylon | M8×P1.25 | 2 |



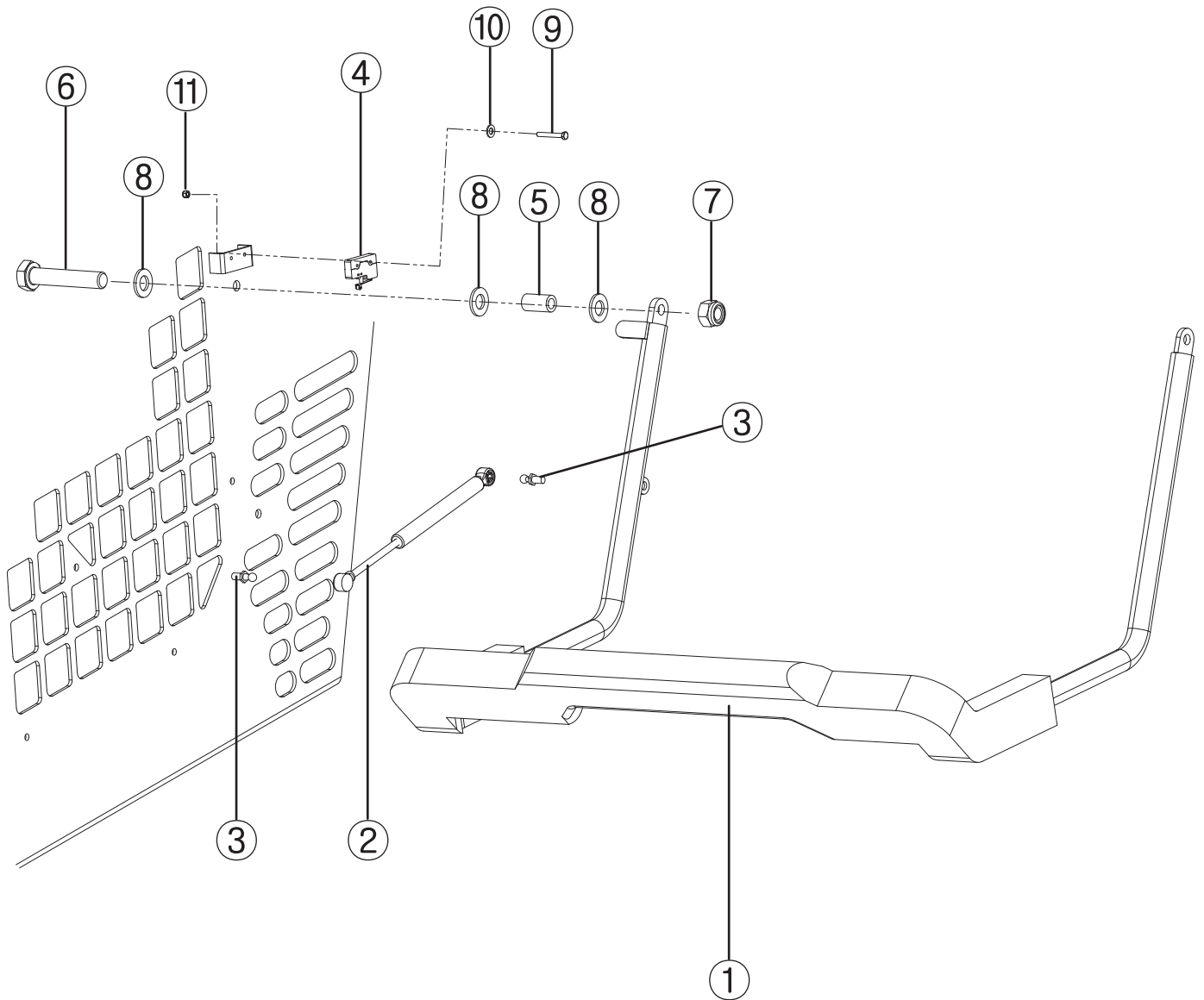
| NO | PART NO. | DESCRIPTION | SPECIFICATION | Q'TY |
|----|----------|--------------|---------------|------|
| 1 | 1653810 | Top Window | | 1 |
| 2 | 1653811 | Rear Window | | 1 |
| 3 | 1653704 | Weatherstrip | 1962L | 1 |
| 4 | 912051 | Screw | M5×P0.8×10L | 8 |
| 5 | 930051 | Washer, Flat | M5 | 8 |
| 6 | 922051 | Nut, Nylon | M5×P0.8 | 8 |



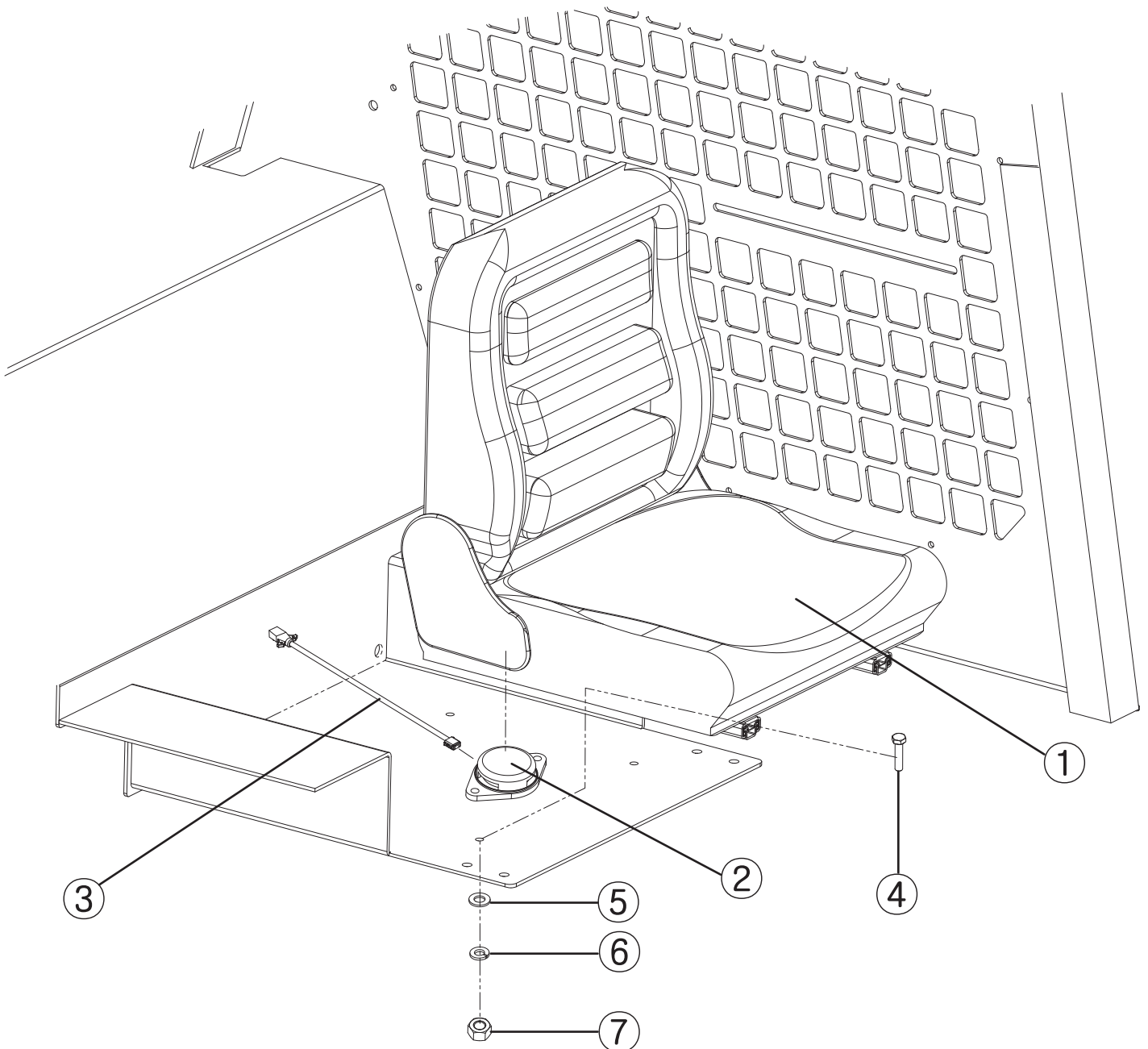
MAINFRAME

DL165 SKID STEER LOADER B SERIES

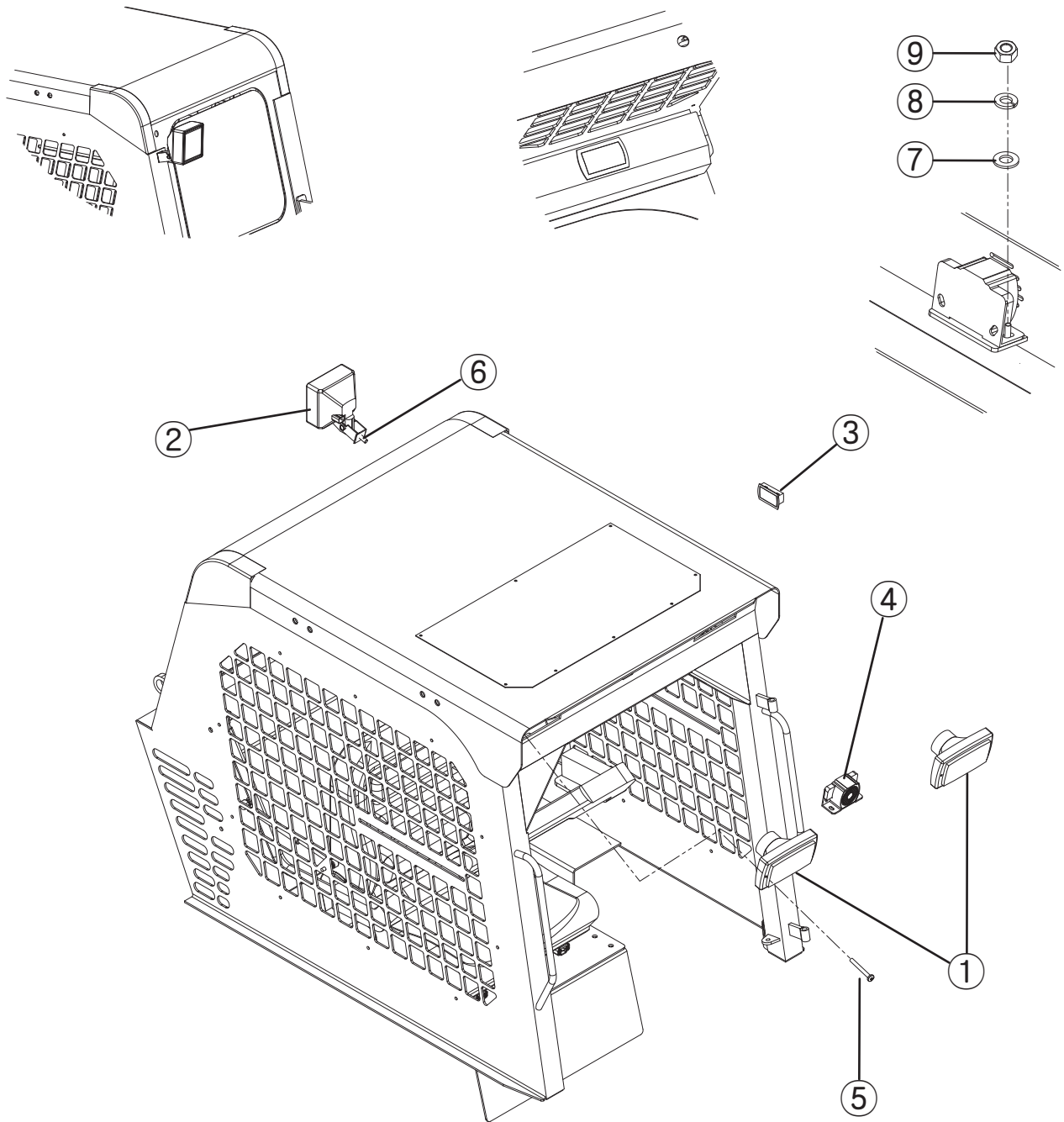
Restraint Bar



| NO | PART NO. | DESCRIPTION | SPECIFICATION | Q'TY |
|----|----------|---------------|---------------|------|
| 1 | 1563702 | Restraint Bar | | 1 |
| 2 | 1653705 | Gas Spring | | 1 |
| 3 | 1653706 | Ball Stud | | 2 |
| 4 | 1653601 | Limit Switch | | 1 |
| 5 | 1653804 | Spacer | | 2 |
| 6 | 911125 | Bolt, Hex | M12×P1.5×65L | 2 |
| 7 | 922122 | Nut, Nylon | M12×P1.5 | 2 |
| 8 | 930121 | Washer, Flat | M12 | 6 |
| 9 | 912032 | Screw | M3×P0.5×30L | 2 |
| 10 | 930031 | Washer, Flat | M3 | 2 |
| 11 | 922031 | Nut, Nylon | M3×P0.5 | 2 |



| NO | PART NO. | DESCRIPTION | SPECIFICATION | Q'TY |
|----|----------|----------------|---------------|------|
| 1 | 1653707 | Seat Ass'y | | 1 |
| 2 | 1653602 | Switch, Seat | | 1 |
| 3 | 1653616 | Harness, Sitch | | 1 |
| 4 | 911083 | Bolt Hex | M8×P1.25×30L | 4 |
| 5 | 930081 | Washer, Flat | M8 | 4 |
| 6 | 940081 | Washer, Lock | M8 | 4 |
| 7 | 921081 | Nut, Hex | M8×P1.25 | 4 |



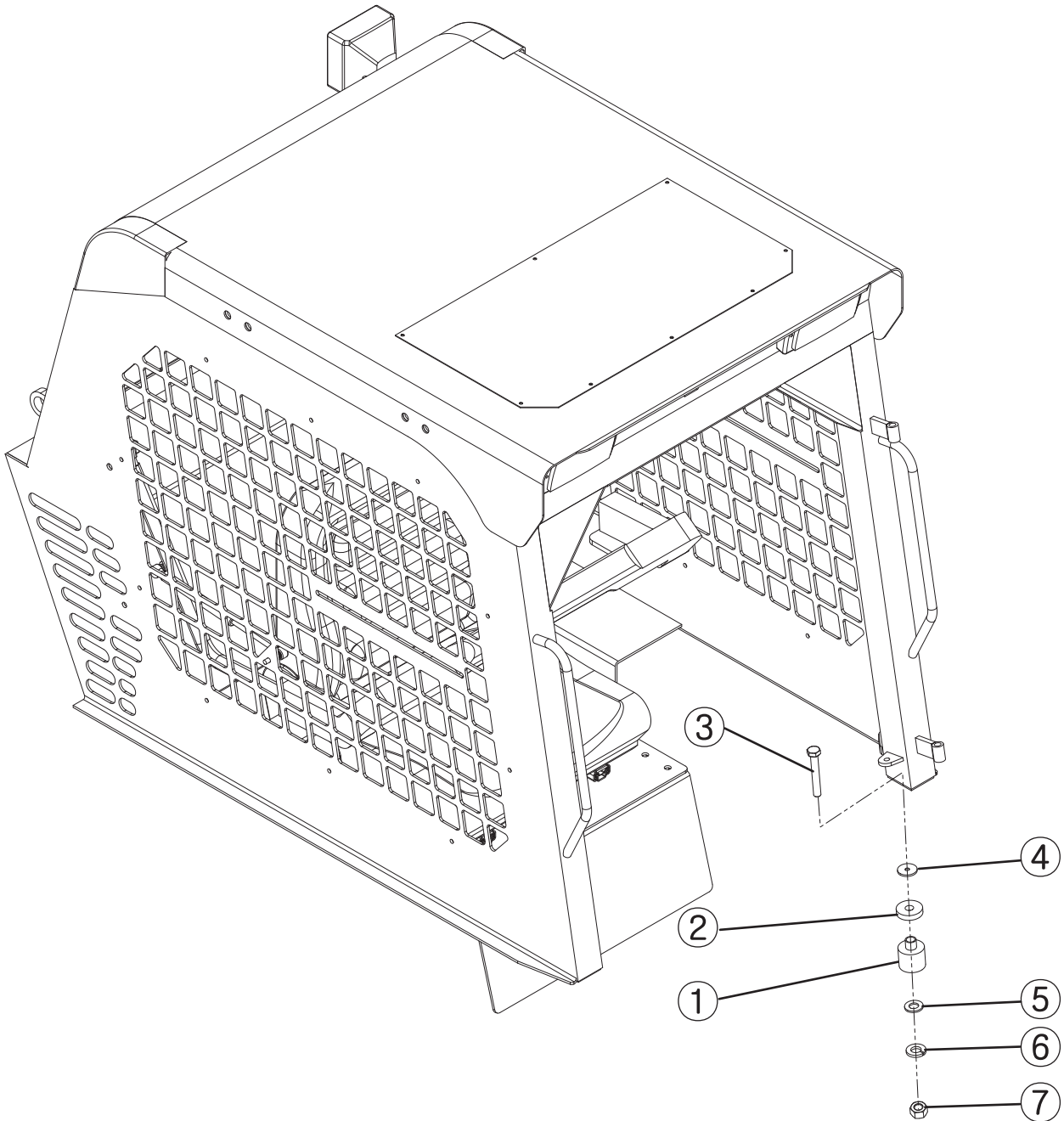
| NO | PART NO. | DESCRIPTION | SPECIFICATION | Q'TY |
|----|----------|----------------|---------------|------|
| 1 | 1653603 | Front-Light | | 2 |
| 2 | 1653604 | Rear-Light | | 1 |
| 3 | 1653605 | Internal Light | | 1 |
| 4 | 1653606 | Front Horn | | 1 |
| 5 | 912053 | Screw | M5×P0.8×30L | 2 |
| 6 | 911103 | Bolt, Hex | M10×P1.5×20L | 1 |
| 7 | 930081 | Washer, Flat | M8 | 2 |
| 8 | 940081 | Washer, Lock | M8 | 2 |
| 9 | 921081 | Nut, Hex | M8×P1.25 | 2 |



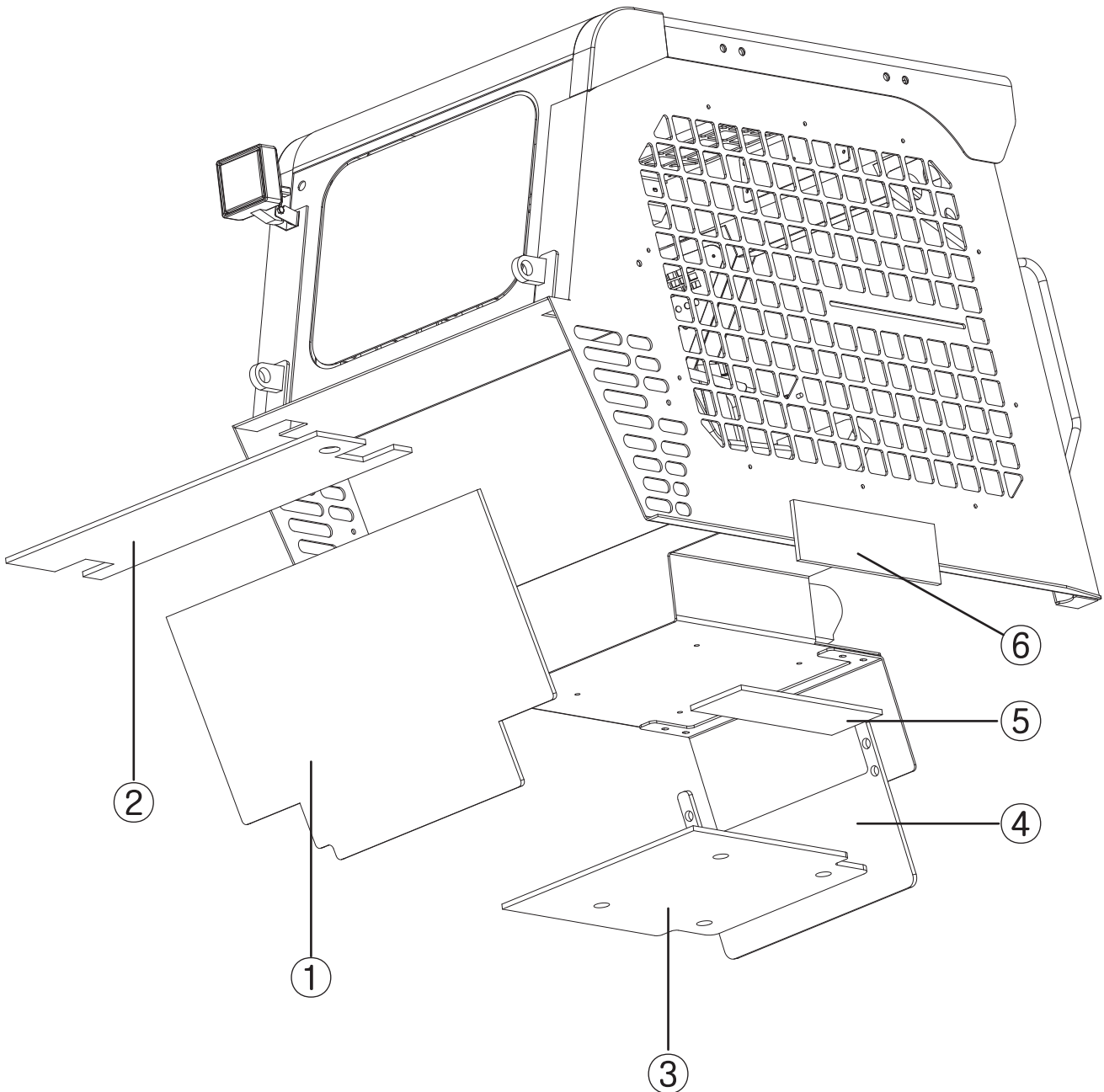
MAINFRAME

DL165 SKID STEER LOADER B SERIES

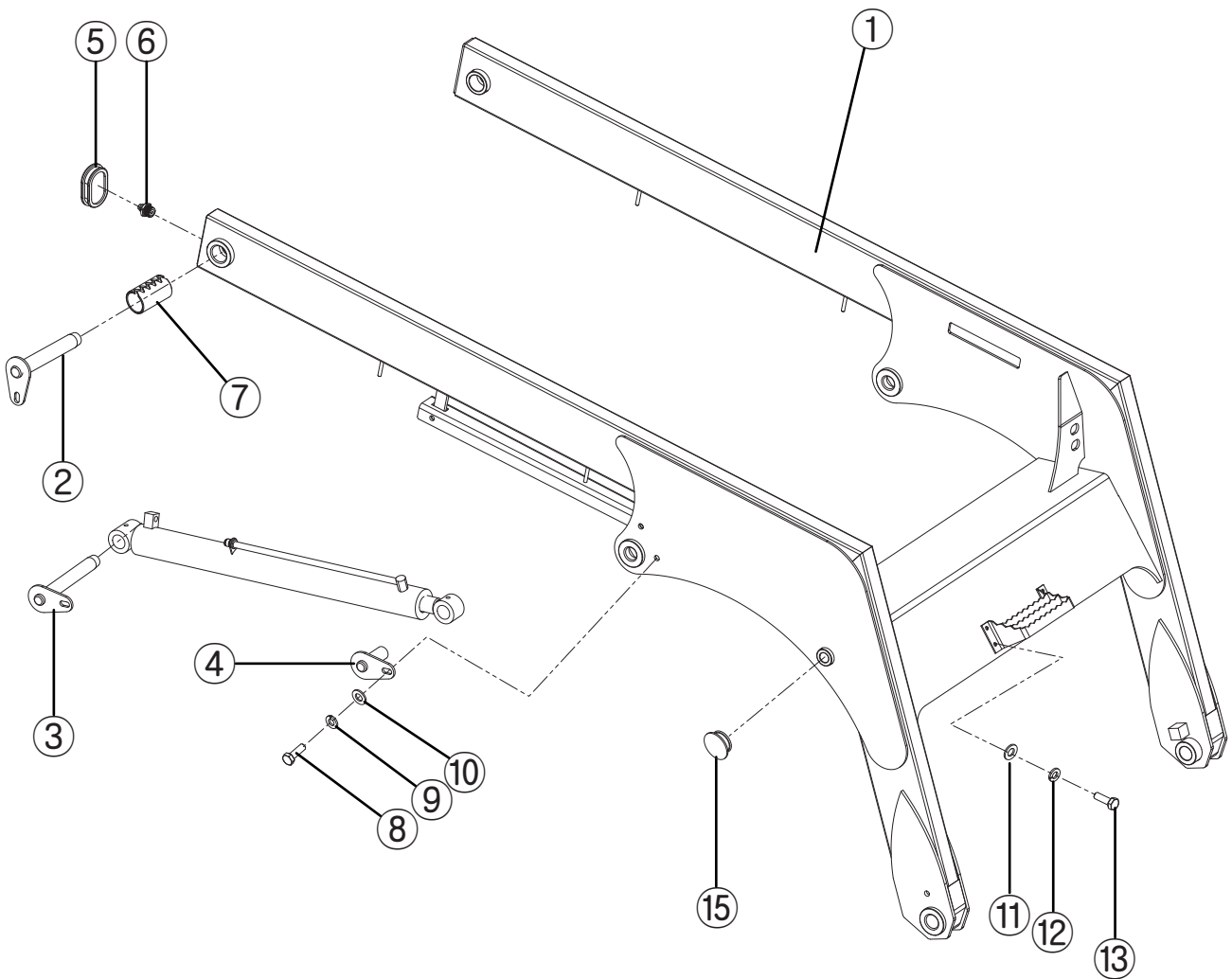
Mount



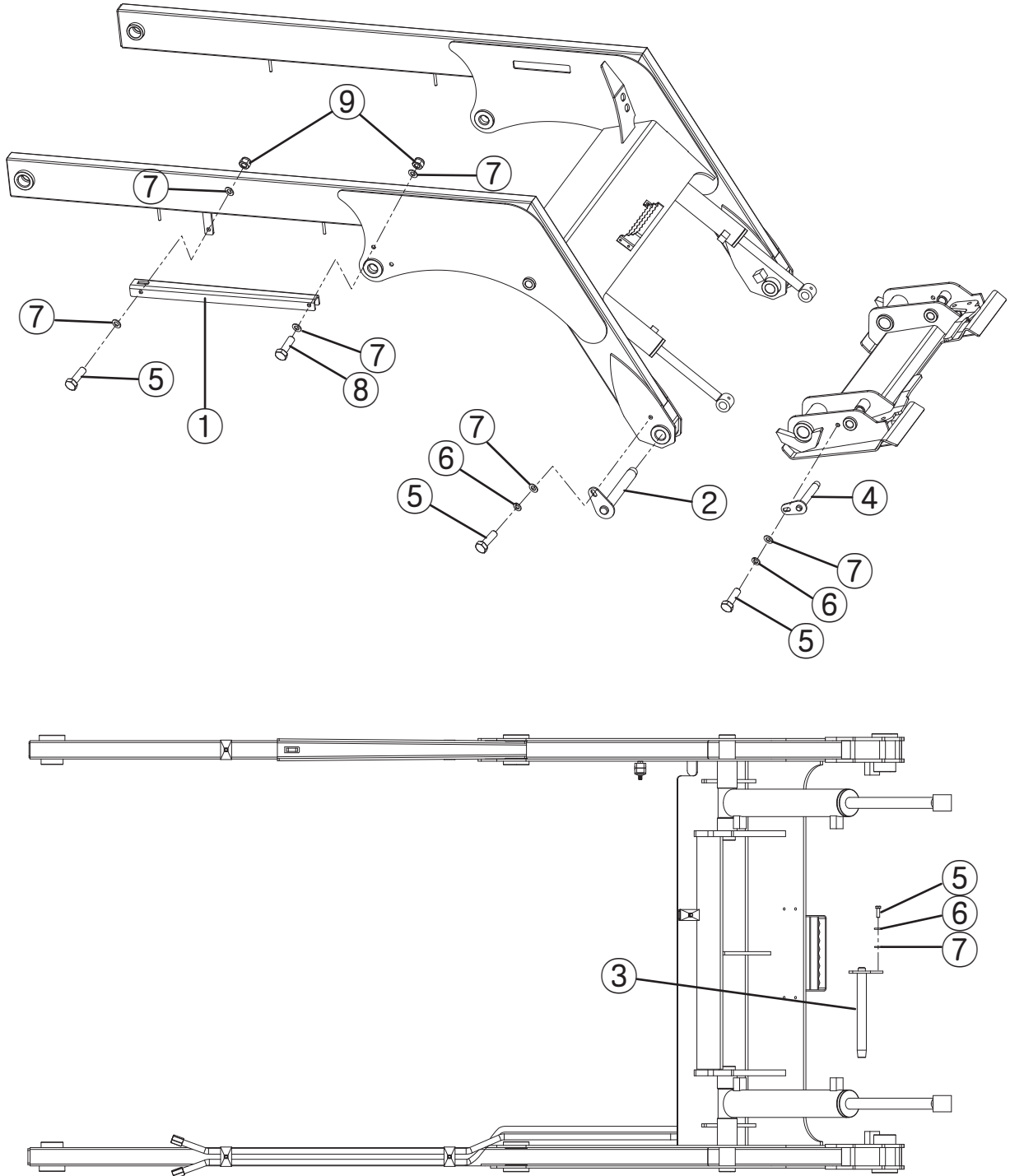
| NO | PART NO. | DESCRIPTION | SPECIFICATION | Q'TY |
|----|----------|--------------|---------------|------|
| 1 | 1653807 | Isolator | | 2 |
| 2 | 1653808 | Isolator | | 2 |
| 3 | 911143 | Bolt, Hex | M14×P1.5×100L | 2 |
| 4 | 950162 | Washer, Flat | M14(50×15×3T) | 2 |
| 5 | 930141 | Washer, Flat | M14 | 2 |
| 6 | 940141 | Washer, Lock | M14 | 2 |
| 7 | 921141 | Nut, Hex | M14×P1.5 | 2 |



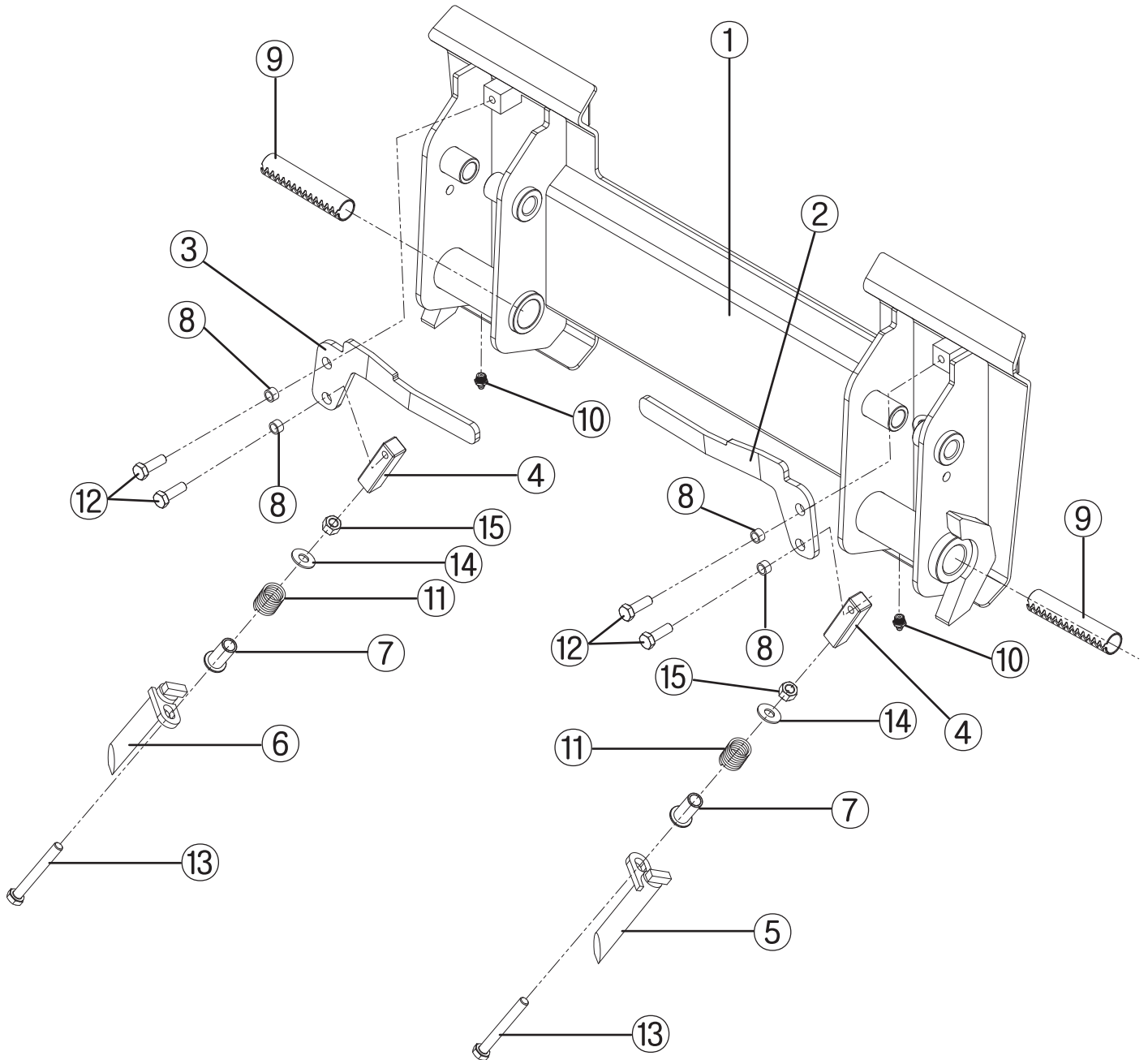
| NO | PART NO. | DESCRIPTION | SPECIFICATION | Q'TY |
|----|----------|----------------------------|---------------|------|
| 1 | 1653301 | Insulation, Rear | | 1 |
| 2 | 1653302 | Insulation, Center | | 1 |
| 3 | 1653303 | Insulation, Front | | 1 |
| 4 | 1653304 | Insulation, Inside | | 1 |
| 5 | 1653305 | Insulation, Outside | | 2 |
| 6 | 1653305 | Insulation, Bulkhead Cover | | 2 |



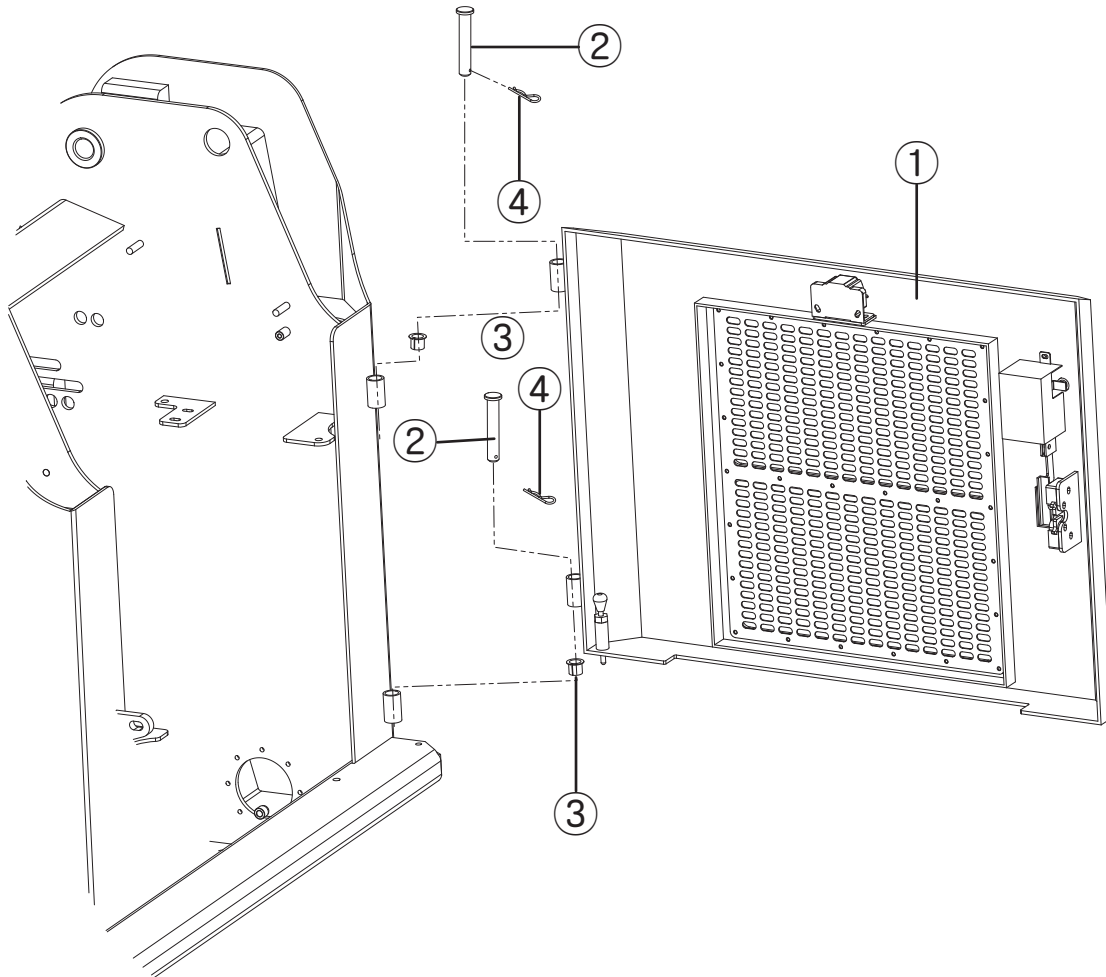
| NO | PART NO. | DESCRIPTION | SPECIFICATION | Q'TY |
|----|----------|--------------------------|---------------|------|
| 1 | 17652000 | Lift Arm Welded Assembly | | 1 |
| 2 | 1651817 | Pivot Pin, Hardened | | 2 |
| 3 | 1651818 | Pivot Pin, Hardened | | 2 |
| 4 | 1652809 | Pivot Pin, Hardened | | 2 |
| 5 | 1652812 | Rubber Plug | | 2 |
| 6 | 5012 | Grease Nipple | | 2 |
| 7 | 1652814 | Hardened Bushing | | 2 |
| 8 | 911121 | Bolt, Hex | M12×P1.25×30L | 2 |
| 9 | 940121 | Washer, Lock | M12 | 2 |
| 10 | 930121 | Washer, Flat | M12 | 2 |
| 11 | 930081 | Washer, Flat | M8 | 4 |
| 12 | 940081 | Washer, Lock | M8 | 4 |
| 13 | 911081 | Bolt, Hex | M8×P1.25×20L | 4 |



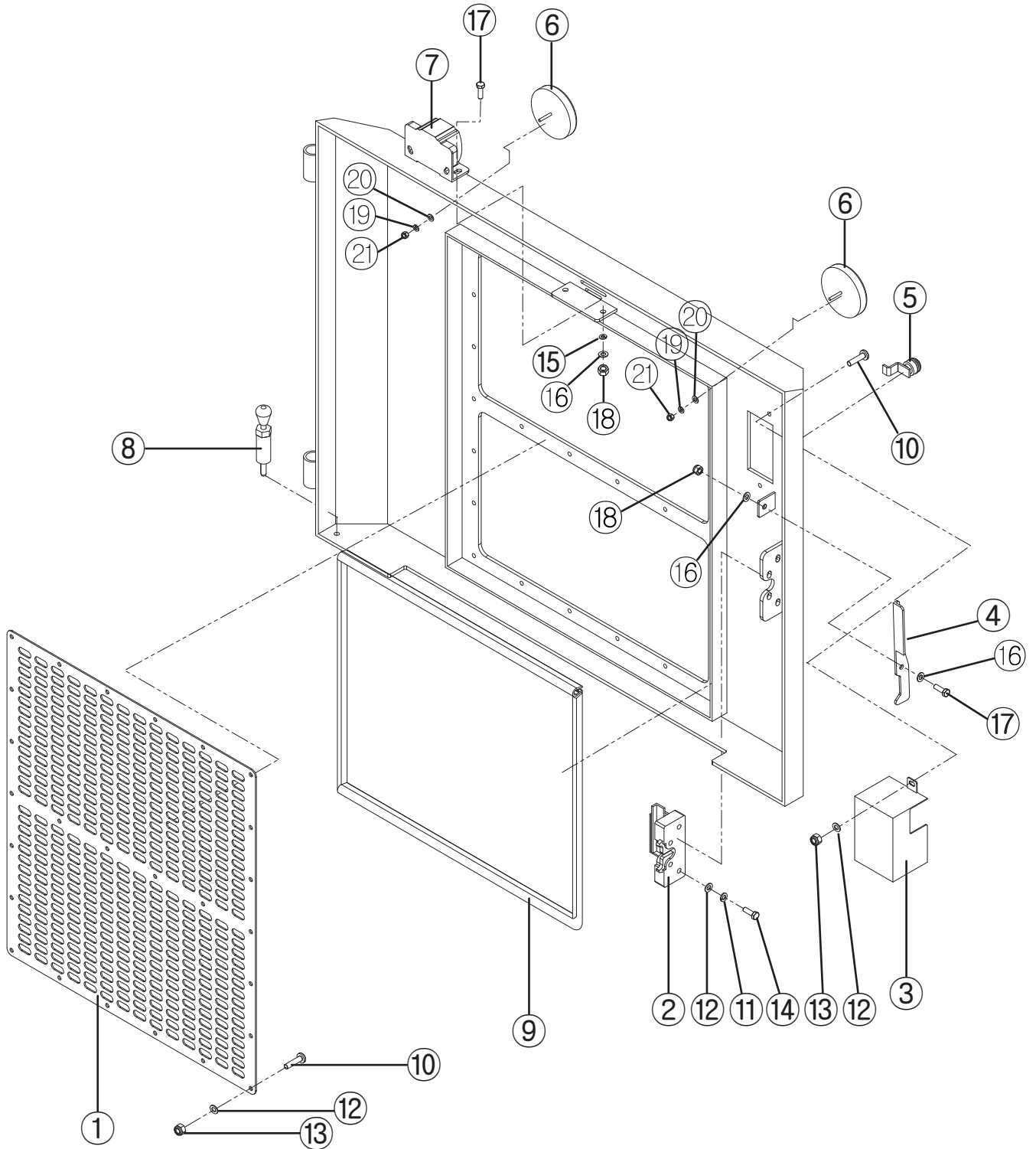
| NO | PART NO. | DESCRIPTION | SPECIFICATION | Q'TY |
|----|----------|---------------------|---------------|------|
| 1 | 1652015 | Support, Lift Arm | | 1 |
| 2 | 1652811 | Pivot Pin, Hardened | | 2 |
| 3 | 1652810 | Pivot Pin, Hardened | | 2 |
| 4 | 1654812 | Pivot Pin, Hardened | | 2 |
| 5 | 911121 | Bolt, Hex | M12×P1.25×30L | 1 |
| 6 | 940121 | Washer, Lock | M12 | 6 |
| 7 | 930121 | Washer, Flat | M12 | 9 |
| 8 | 911126 | Bolt, Hex | M12×P1.25×80L | 1 |
| 9 | 922121 | Nut, Nylon | M12×P1.25 | 2 |



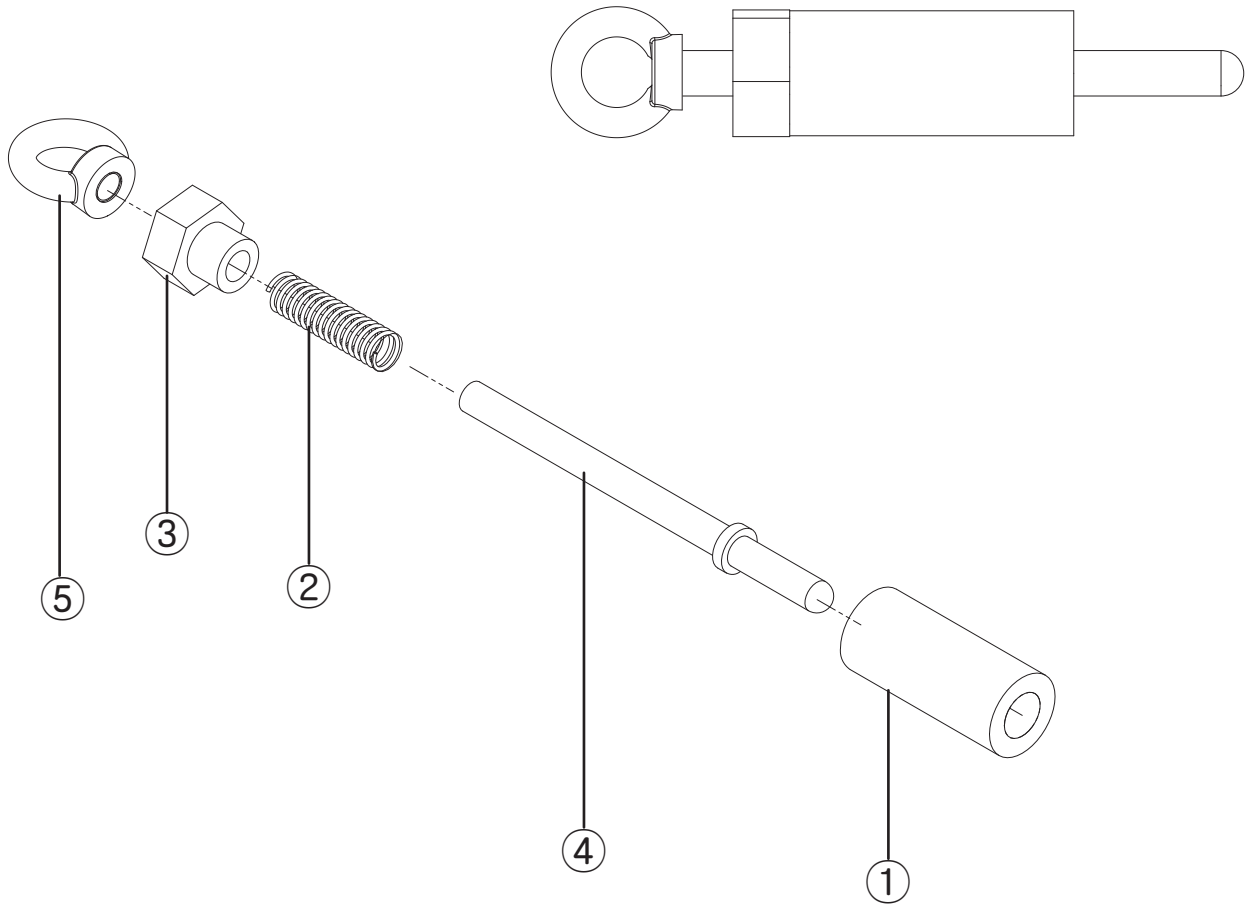
| NO | PART NO. | DESCRIPTION | SPECIFICATION | Q'TY |
|----|----------|-------------------------|---------------|------|
| 1 | 1754000 | Welded Ass'y | | 1 |
| 2 | 1654007 | Lock Handle, RH | | 1 |
| 3 | 1654008 | Lock Handle, LH | | 1 |
| 4 | 1654805 | Linkage Block | | 2 |
| 5 | 1654806 | Lock Pin, RH | | 1 |
| 6 | 1654807 | Lock Pin, LH | | 1 |
| 7 | 1654808 | Bushing | | 2 |
| 8 | 1654811 | Bushing, Stabilizer Bar | | 2 |
| 9 | 1654813 | Hardened Bushing | | 2 |
| 10 | 5012 | Grease Fitting | PT 1/8" | 2 |
| 11 | 5028 | Spring | | 2 |
| 12 | 911121 | Bolt, Hex | M12×P1.25×30L | 4 |
| 13 | 911144 | Bolt, Hex | M14×P1.5×130L | 2 |
| 14 | 930181 | Washer, Flat | M18 | 2 |
| 15 | 921141 | Nut, Hex | M14×P1.5 | 2 |



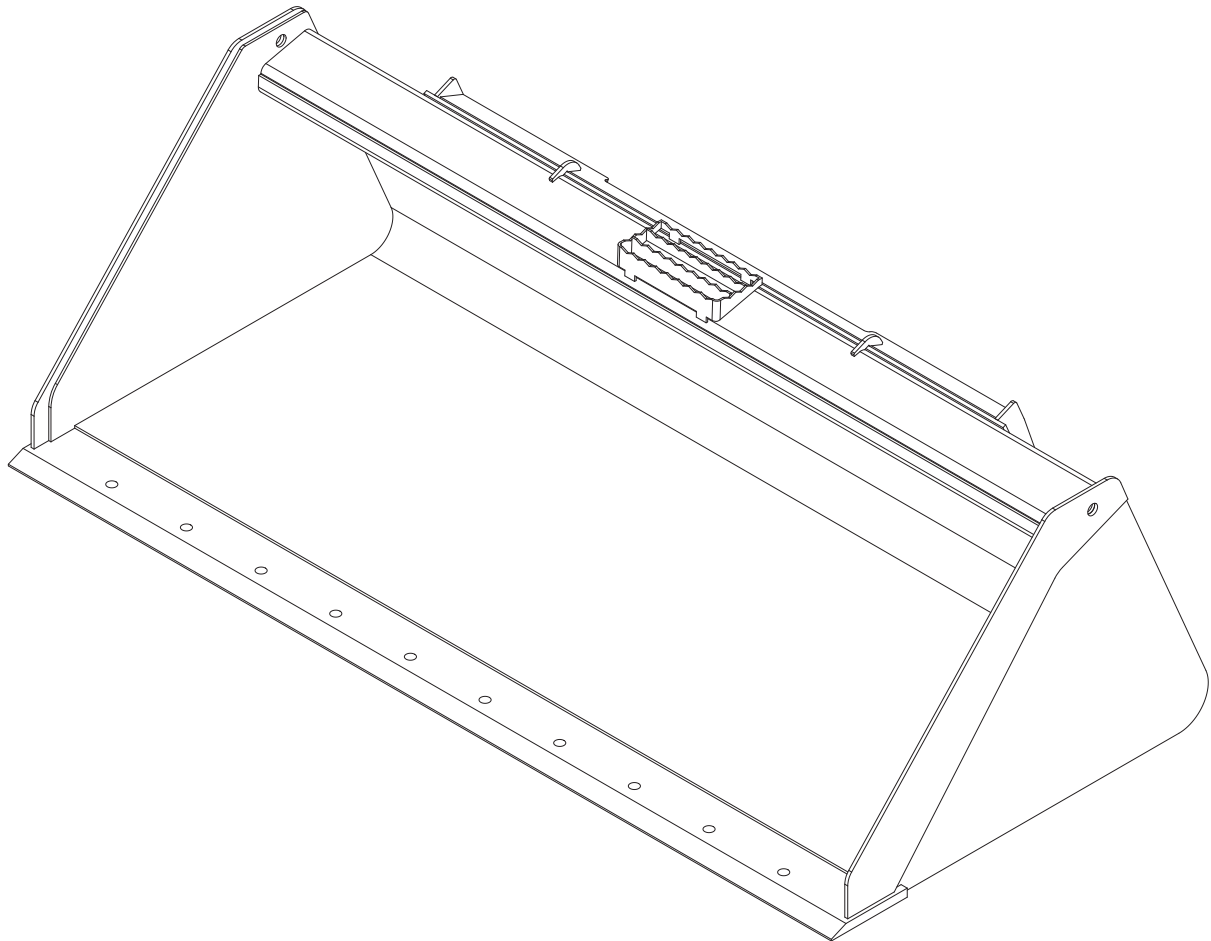
| NO | PART NO. | DESCRIPTION | SPECIFICATION | Q'TY |
|----|----------|-----------------|---------------|------|
| 1 | 1758000 | Welded Assembly | | 1 |
| 2 | 1658802 | Pivot Pin | | 2 |
| 3 | 5013 | DU Bush | Ø20 | 2 |
| 4 | 5014 | Cotter Pin | Ø5 | 2 |



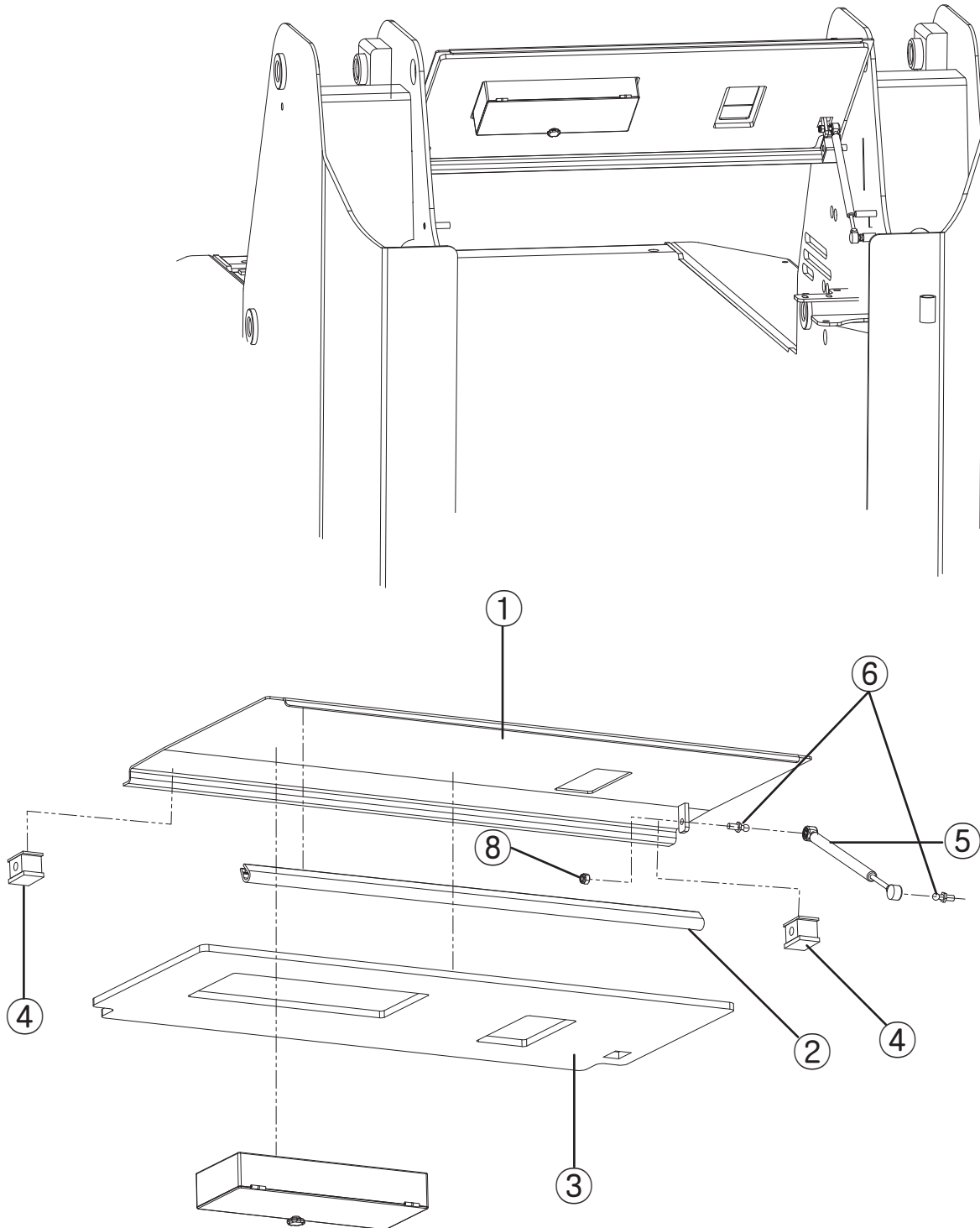
| NO | PART NO. | DESCRIPTION | SPECIFICATION | Q'TY |
|----|----------|-------------------|---------------|------|
| 1 | 1658002 | Ventilation Cover | | 1 |
| 2 | 1658701 | Latch Ass'y | | 1 |
| 3 | 1658006 | Catch Cover | | 1 |
| 4 | 1658007 | Catch | | 1 |
| 5 | 1658702 | Key Lock Ass'y | | 1 |
| 6 | 1658704 | Reflector Ass'y | | 2 |
| 7 | 1651606 | Back Horn | | 1 |
| 8 | 1655200 | Stopper Ass'y | | 1 |
| 9 | 5008 | Trim, Seal | | 1 |
| 10 | 912061 | Screw | M6×P1.0×15L | 28 |
| 11 | 930061 | Washer, Lock | M6 | 4 |
| 12 | 940061 | Washer, Flat | M6 | 34 |
| 13 | 922061 | Nut, Nylon | M6×P1.0 | 28 |
| 14 | 911062 | Bolt, Hex | M6×P1.0×20L | 4 |
| 15 | 930081 | Washer, Flat | M8 | 4 |
| 16 | 940081 | Washer, Flat | M8 | 2 |
| 17 | 911083 | Blot, Hex | M8×P1.25×30L | 3 |
| 18 | 922081 | Nut, Nylon | M8×P1.25 | 3 |
| 19 | 930041 | Washer, Lock | M4 | 2 |
| 20 | 940041 | Washer, Flat | M4 | 2 |
| 21 | 922041 | Nut, Nylon | M4×P0.7 | 2 |



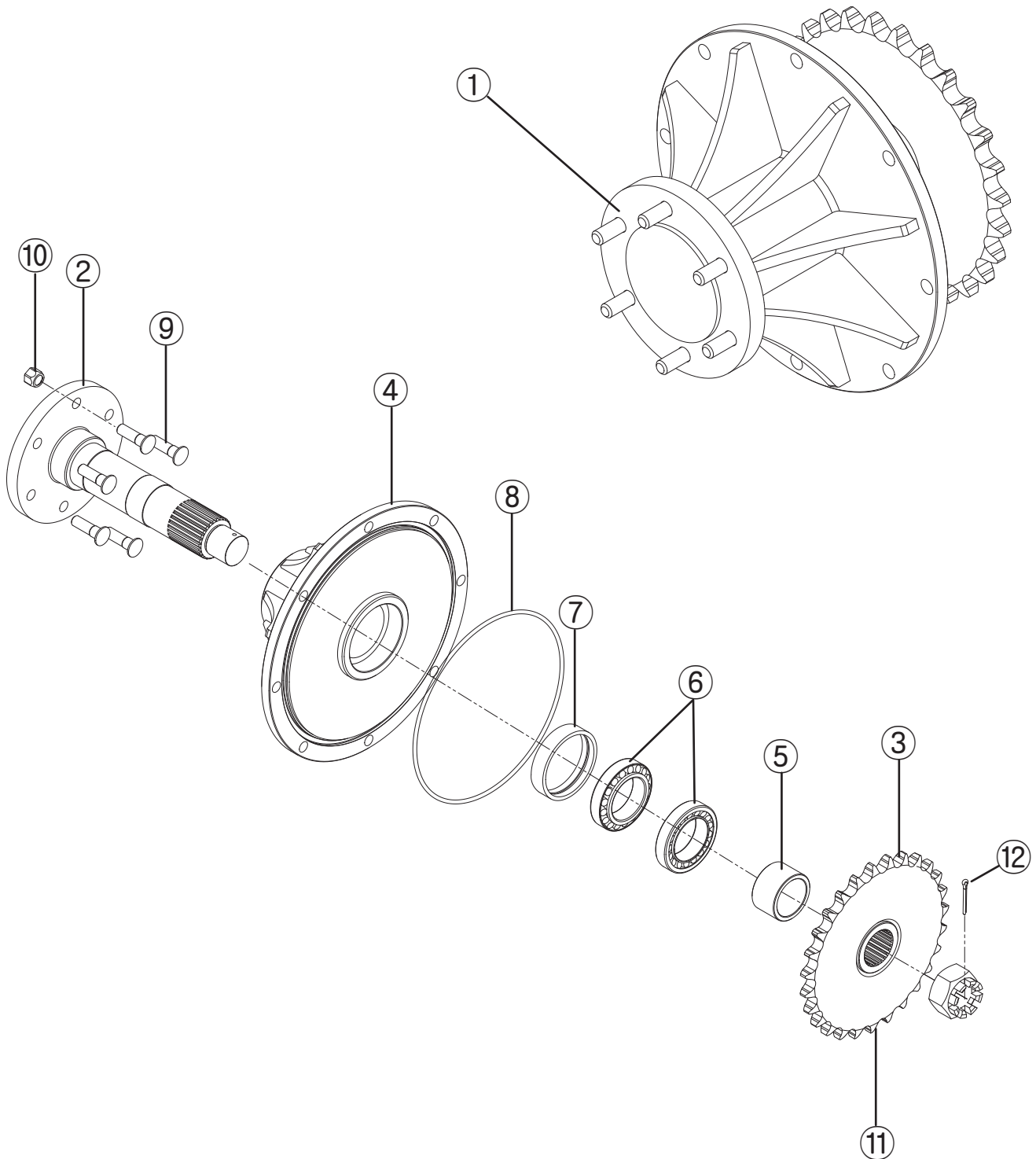
| NO | PART NO. | DESCRIPTION | SPECIFICATION | Q'TY |
|----|----------|-------------|---------------|------|
| 1 | 1655201 | Housing | | 1 |
| 2 | 1655202 | Cap, Nut | | 1 |
| 3 | 1655203 | Saft | | 1 |
| 4 | 5029 | Spring | | 1 |
| 5 | 960050 | Eye Nut | M8 | 1 |



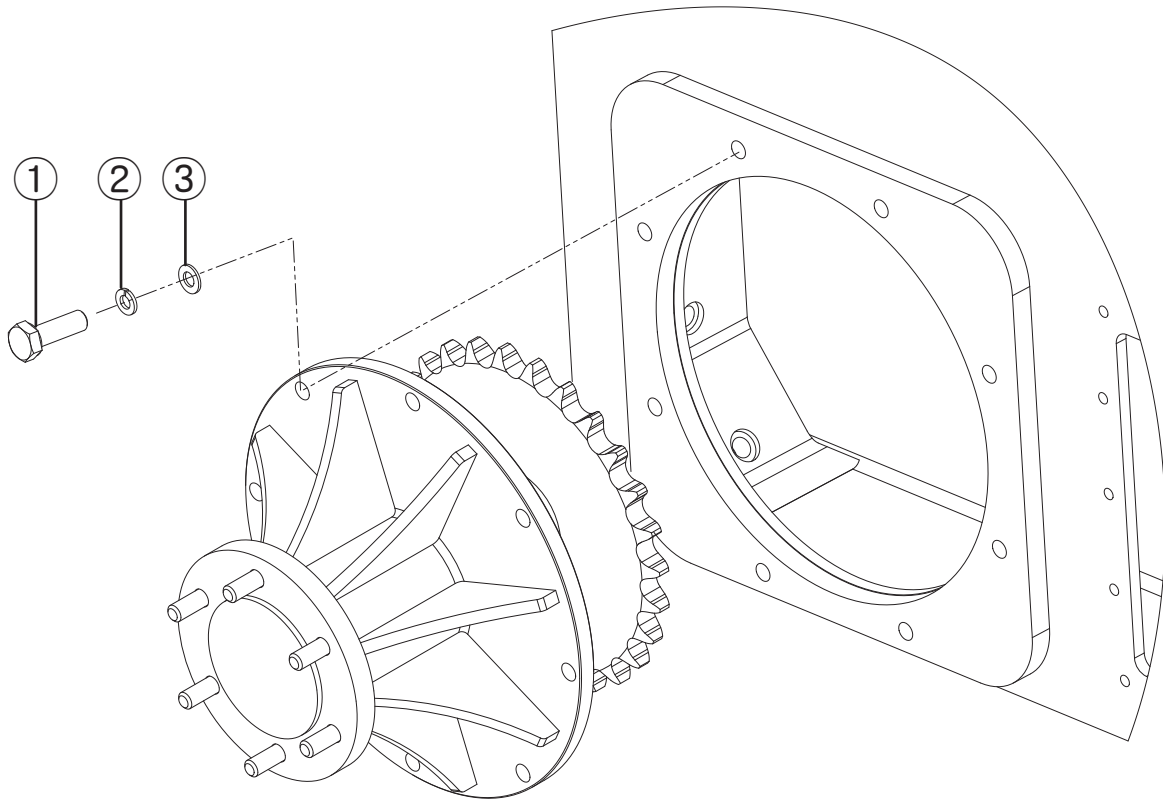
| NO | PART NO. | DESCRIPTION | SPECIFICATION | Q'TY |
|----|----------|--------------|---------------|------|
| 1 | 1655100 | Bucket Ass'y | | |



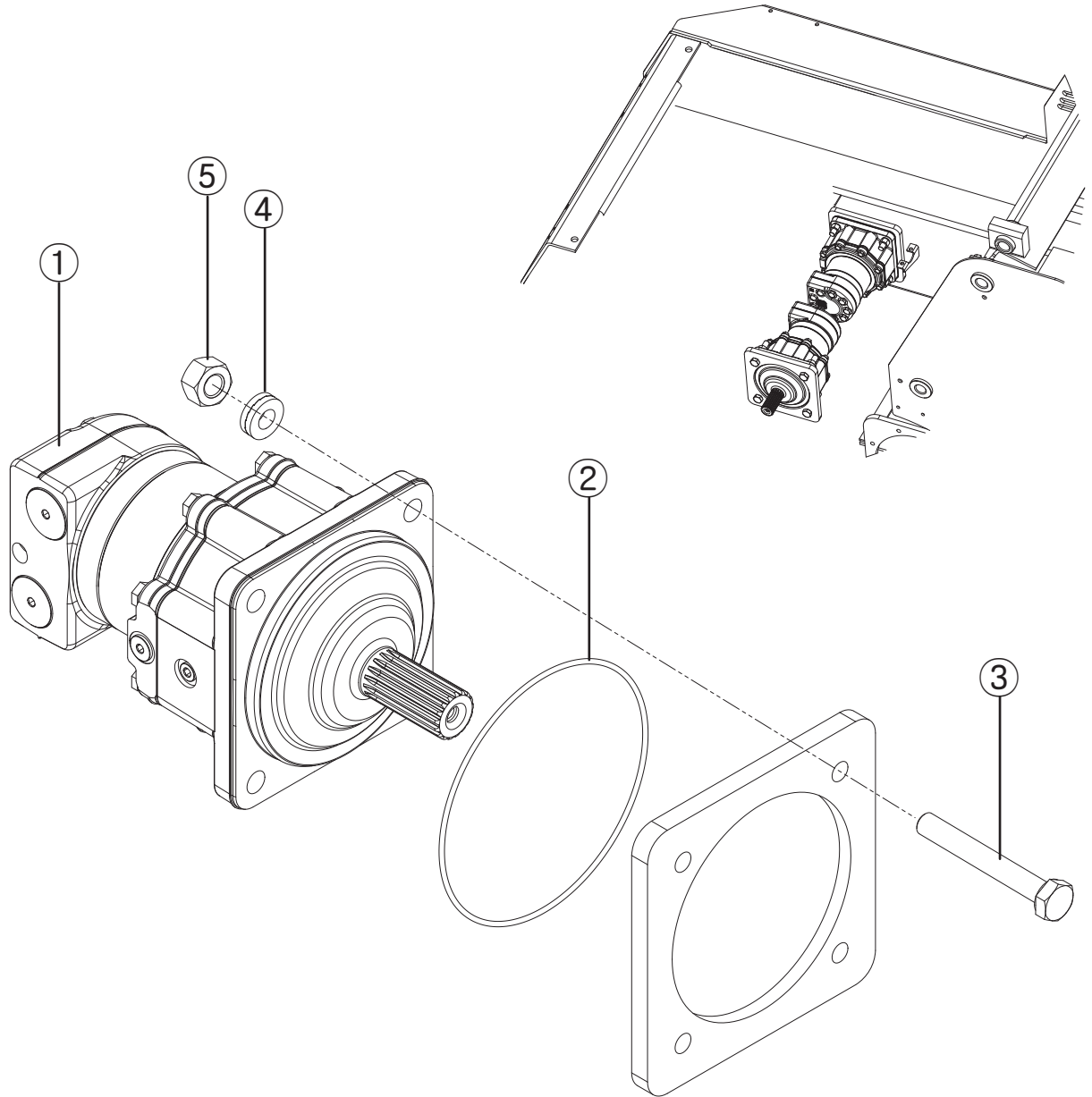
| NO | PART NO. | DESCRIPTION | SPECIFICATION | Q'TY |
|----|----------|-----------------------|---------------|------|
| 1 | 1651306 | Hood, Welded Assembly | | 1 |
| 2 | 5007 | Trim Seal | | 1 |
| 3 | 1651808 | Insulation | | 1 |
| 4 | 5015 | Clamp | Ø 12, 1PORT | 2 |
| 5 | 1653707 | Gas Spring | 30kg | 1 |
| 6 | 1653708 | Ball Stud | M8 | 2 |
| 7 | 922081 | Nut, Nylon | M8 | 1 |



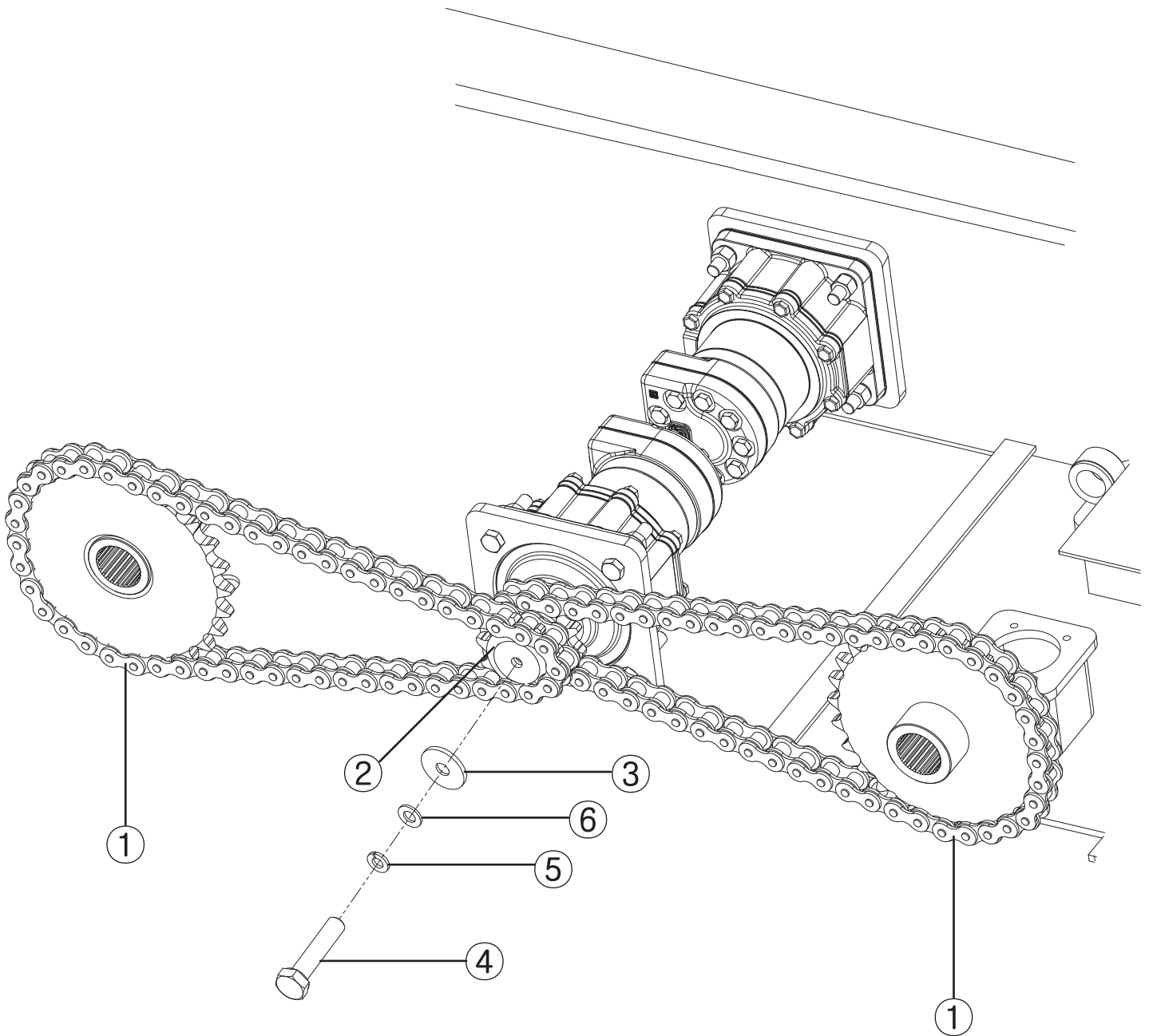
| NO | PART NO. | DESCRIPTION | SPECIFICATION | Q'TY |
|----|----------|----------------------|-----------------|------|
| 1 | 1756700 | Axle Assembly | | 1 |
| 2 | 1656002 | Saft | | 1 |
| 3 | 1656003 | Sprocket | | 1 |
| 4 | 1656001 | Transmission Housing | | 1 |
| 5 | 1656004 | Spacer | | 1 |
| 6 | 5035 | Bearing | 32012 | 2 |
| 7 | 5038 | Seal | Ø 100× Ø 75× 13 | 1 |
| 8 | 5017 | O-ring | G300 | 1 |
| 9 | 1656726 | Wheel Stud | UNF-9/16"×55L | 6 |
| 10 | 1656725 | Wheel Nut | 9/16" TAPER | 6 |
| 11 | 5036 | Castle Nut | M42×P1.5 | 1 |
| 12 | 5037 | Cotter Pin | Ø5 | 1 |



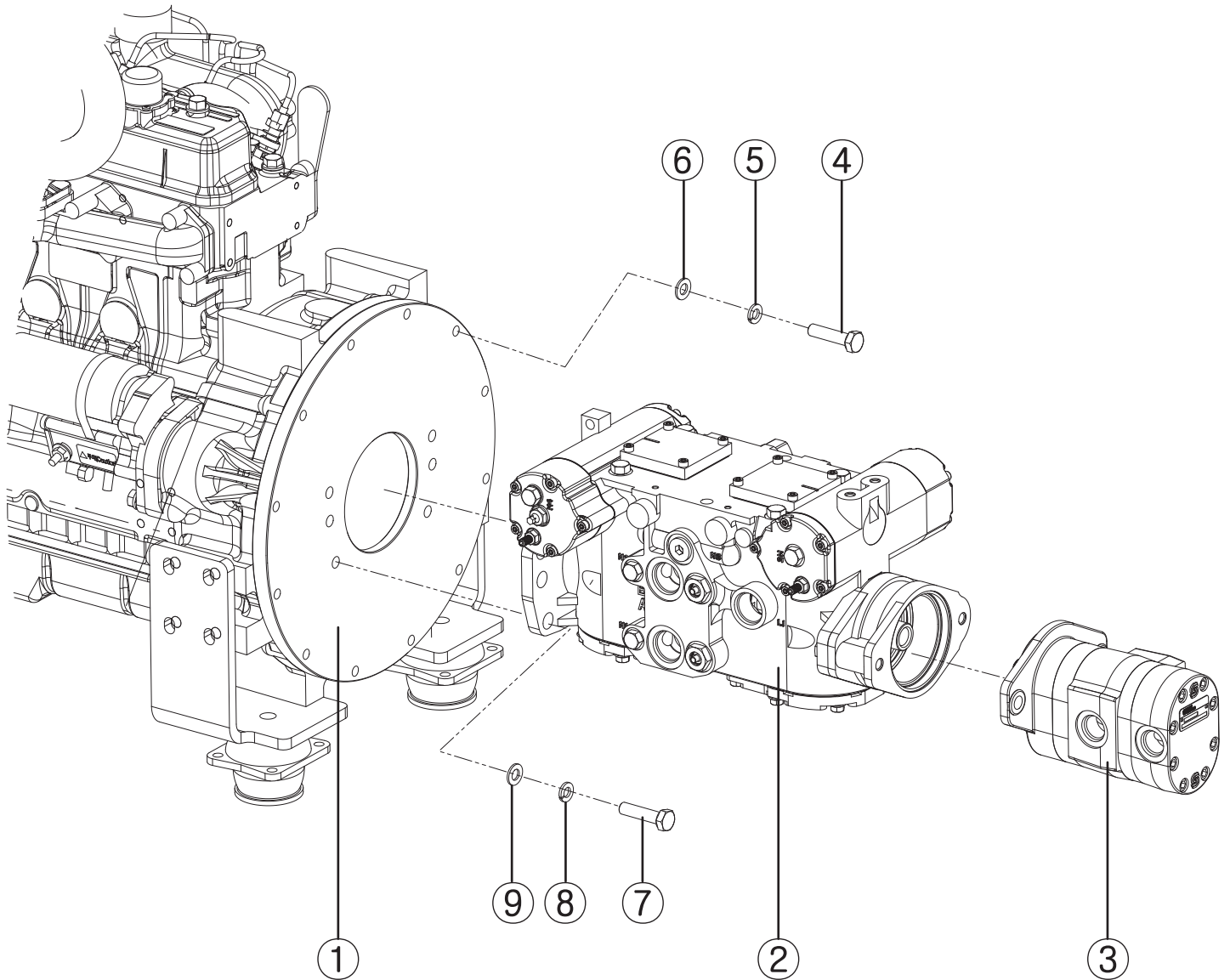
| NO | PART NO. | DESCRIPTION | SPECIFICATION | Q'TY |
|----|----------|--------------|---------------|------|
| 1 | 911142 | Bolt, Hex | M14×P1.5×35L | 8 |
| 2 | 940161 | Washer, Lock | M14 | 8 |
| 3 | 930141 | Washer, Flat | M14 | 8 |



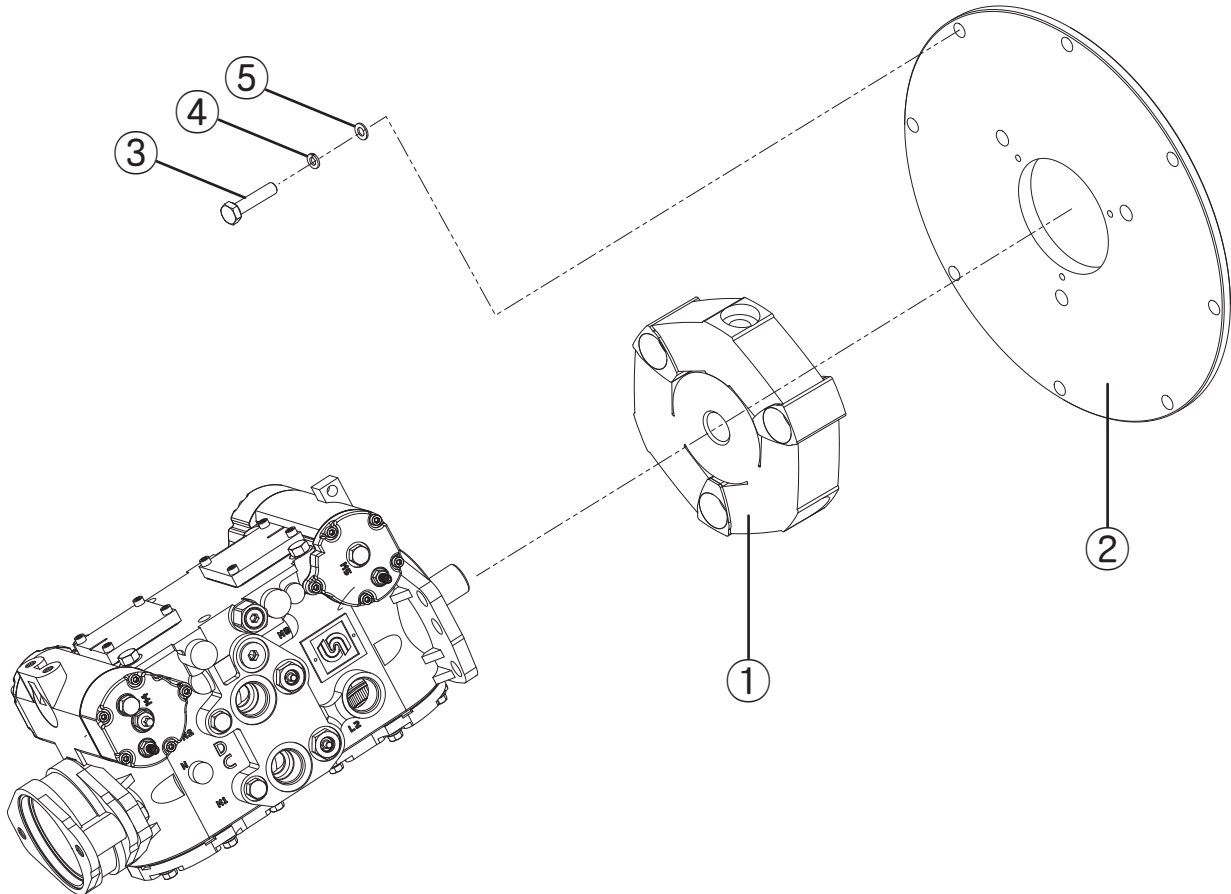
| NO | PART NO. | DESCRIPTION | SPECIFICATION | Q'TY |
|----|----------|-------------|---------------|------|
| 1 | 1656701 | Torque | | 1 |
| 2 | 5018 | O-ring | G185 | 1 |
| 3 | 911161-S | Bolt, Hex | M16×P1.5×70L | 4 |
| 4 | 950161 | Nordlock | M16 | 4 |
| 5 | 921161 | Nut, Hex | M16×P1.5 | 4 |



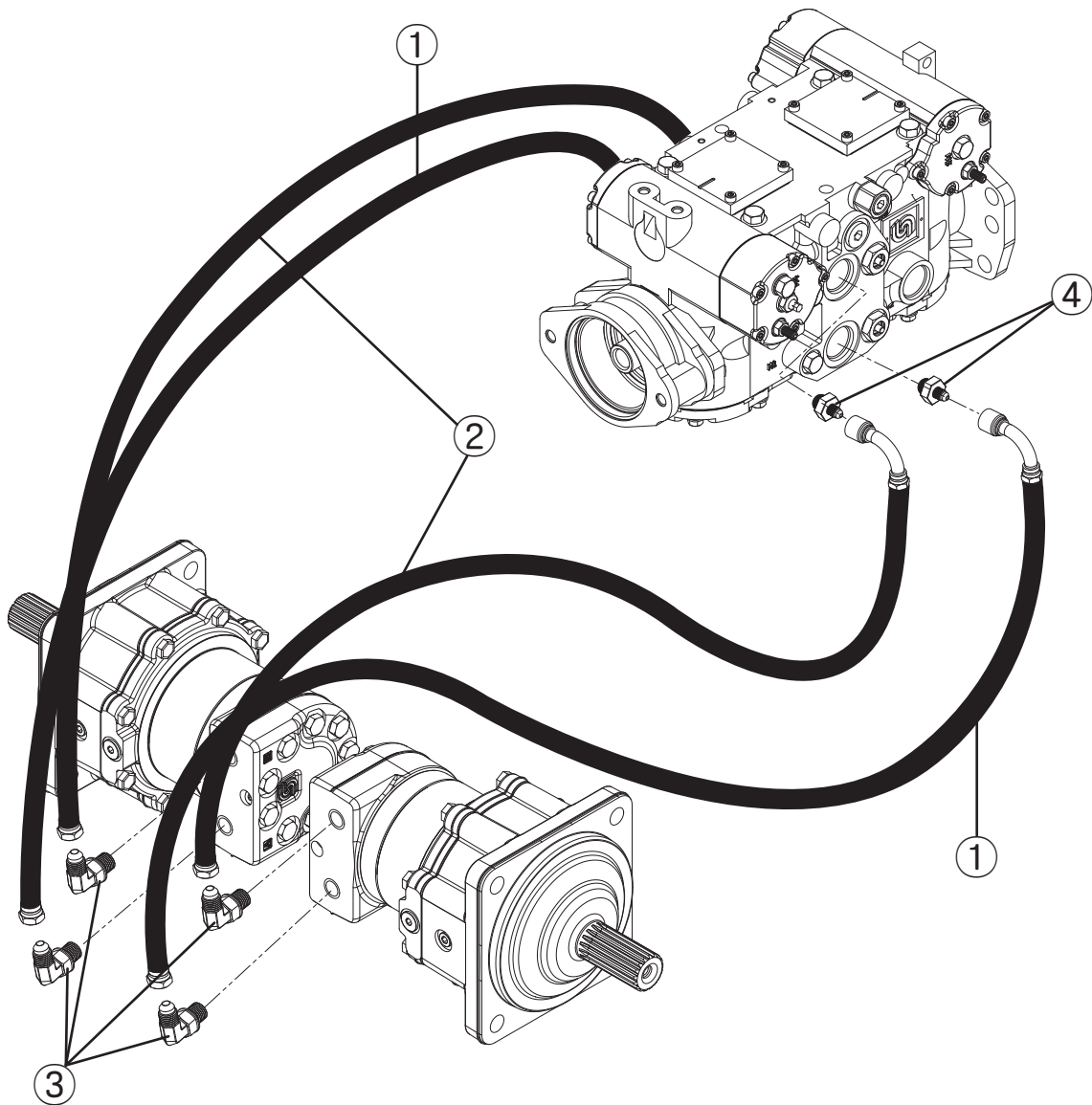
| NO | PART NO. | DESCRIPTION | SPECIFICATION | Q'TY |
|----|----------|-----------------|---------------|------|
| 1 | 1656717 | Chain Assembly | | 2 |
| 2 | 1656606 | Double Sprocket | | 1 |
| 3 | 1651309 | End Plate | | 1 |
| 4 | 911123 | Bolt, Hex | M12×P1.75×35L | 1 |
| 5 | 940121 | Washer, Lock | M12 | 1 |
| 6 | 930121 | Washer, Flat | M12 | 1 |



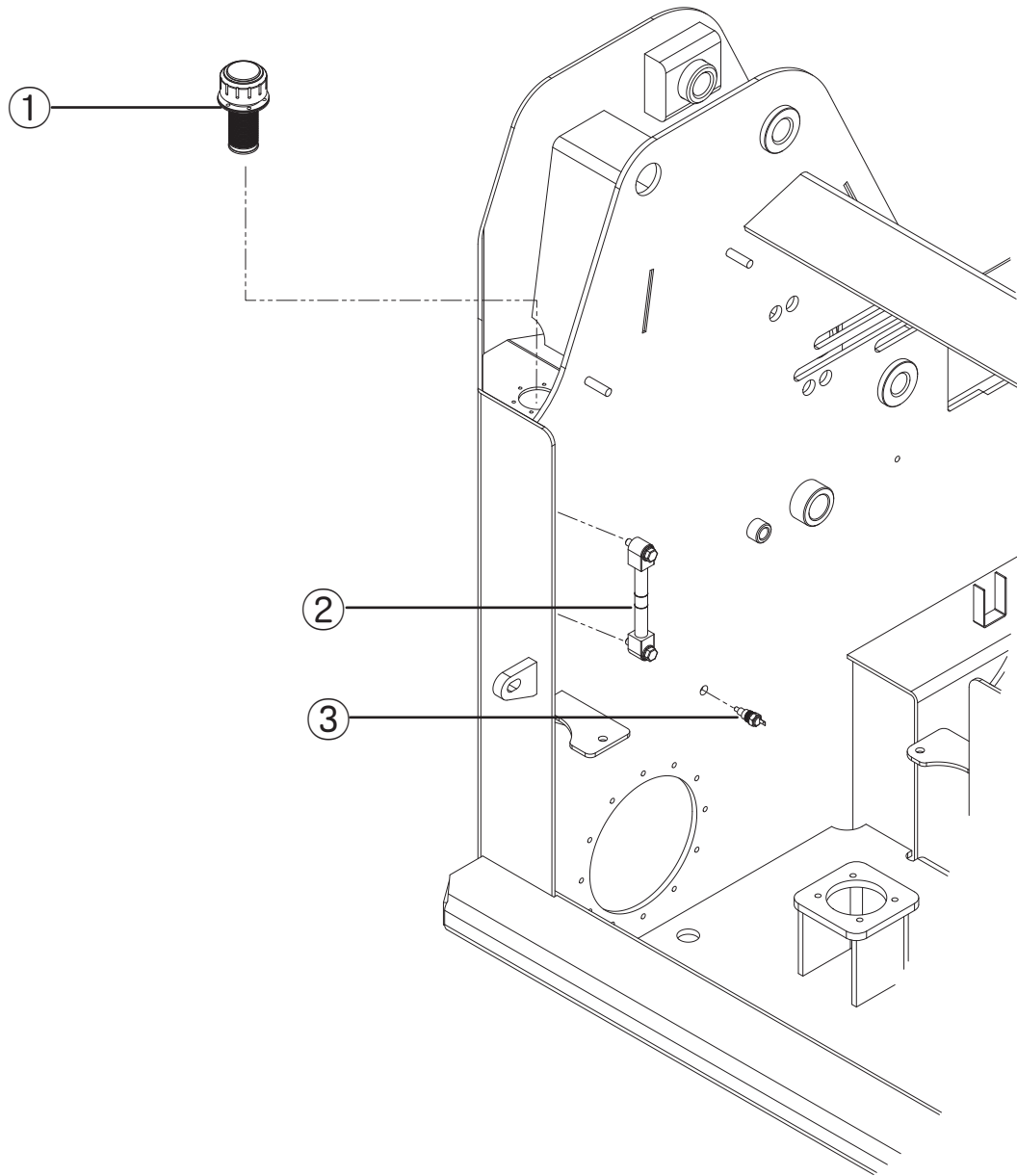
| NO | PART NO. | DESCRIPTION | SPECIFICATION | Q'TY |
|----|----------|--------------|---------------|------|
| 1 | 1656011 | Cover | | 1 |
| 2 | 1656703 | HST | | 1 |
| 3 | 1656704 | Pump | | 1 |
| 4 | 911106 | Bolt, Hex | M10×P1.5×45L | 12 |
| 5 | 940101 | Washer, Lock | M10 | 12 |
| 6 | 930101 | Washer, Flat | M10 | 12 |
| 7 | 911141 | Bolt, Hex | M14×P1.5×30L | 6 |
| 8 | 930141 | Washer, Flat | M14 | 6 |
| 9 | 940141 | Washer, Lock | M14 | 6 |



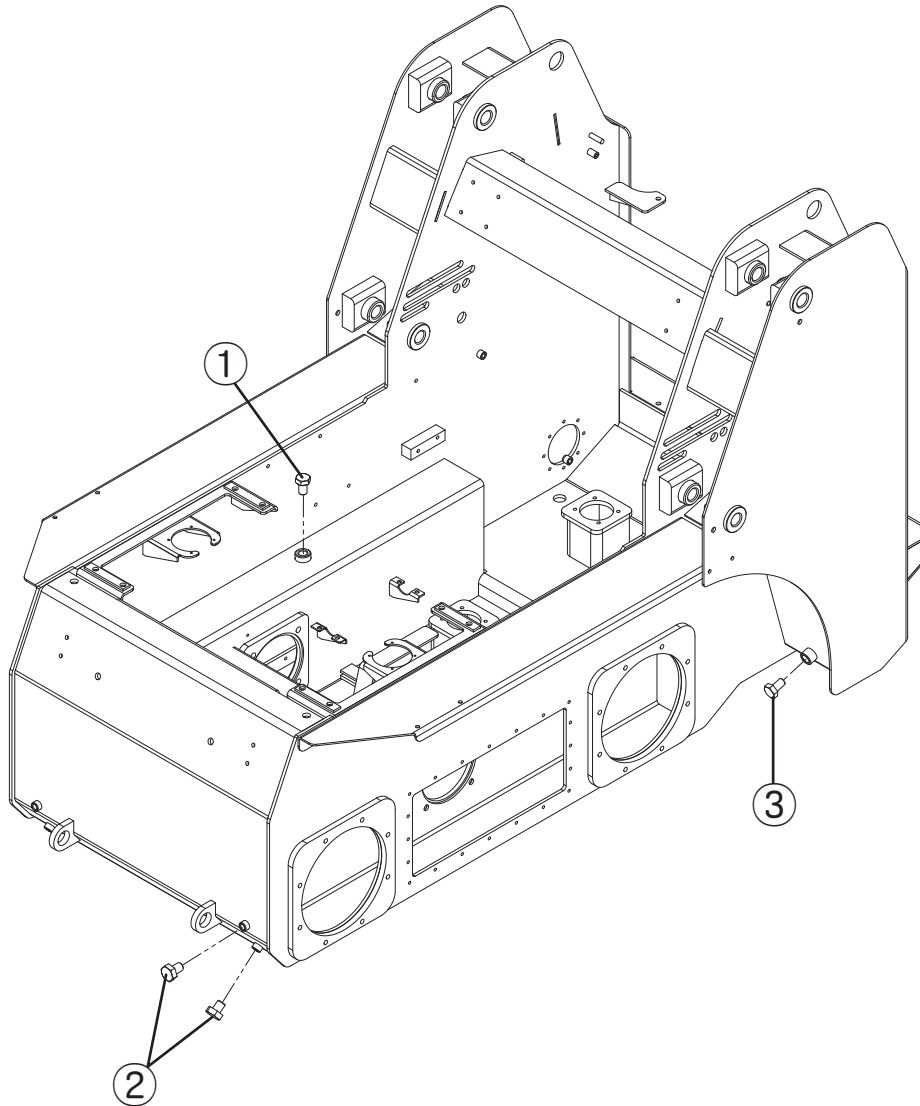
| NO | PART NO. | DESCRIPTION | SPECIFICATION | Q'TY |
|----|----------|--------------|---------------|------|
| 1 | 1656705 | Coupling | | 1 |
| 2 | 1656012 | Cover | | 1 |
| 3 | 911107 | Bolt, Hex | M10×P1.5×30L | 8 |
| 4 | 940101 | Washer, Lock | M10 | 8 |
| 5 | 930101 | Washer, Flat | M10 | 8 |



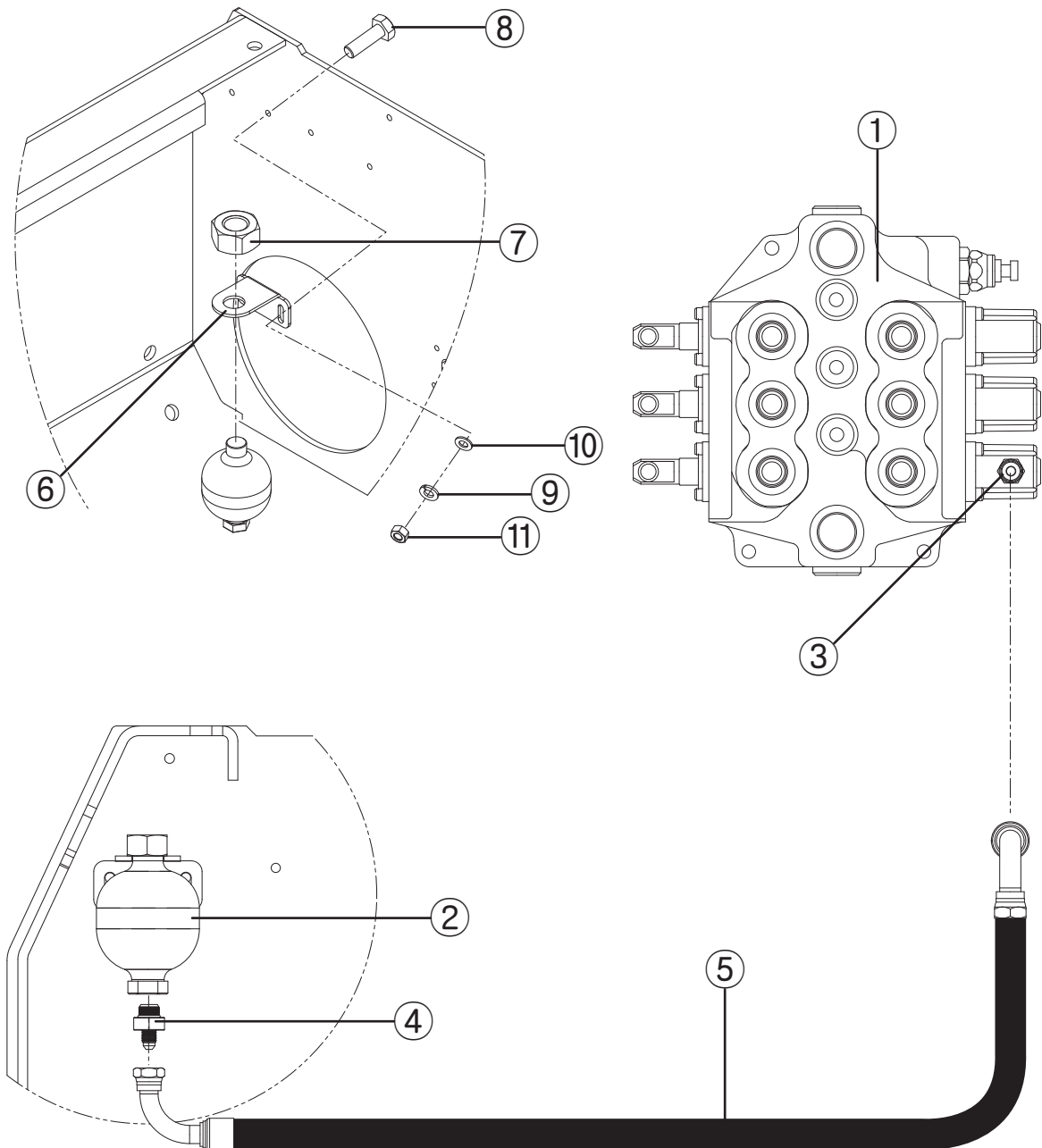
| NO | PART NO. | DESCRIPTION | SPECIFICATION | Q'TY |
|----|----------|-------------|---------------|------|
| 1 | 6002 | Hose Ass'y | | 2 |
| 2 | 6020 | Hose Ass'y | | 2 |
| 3 | 6505 | Fitting | | 4 |
| 4 | 6504 | Fitting | | 4 |



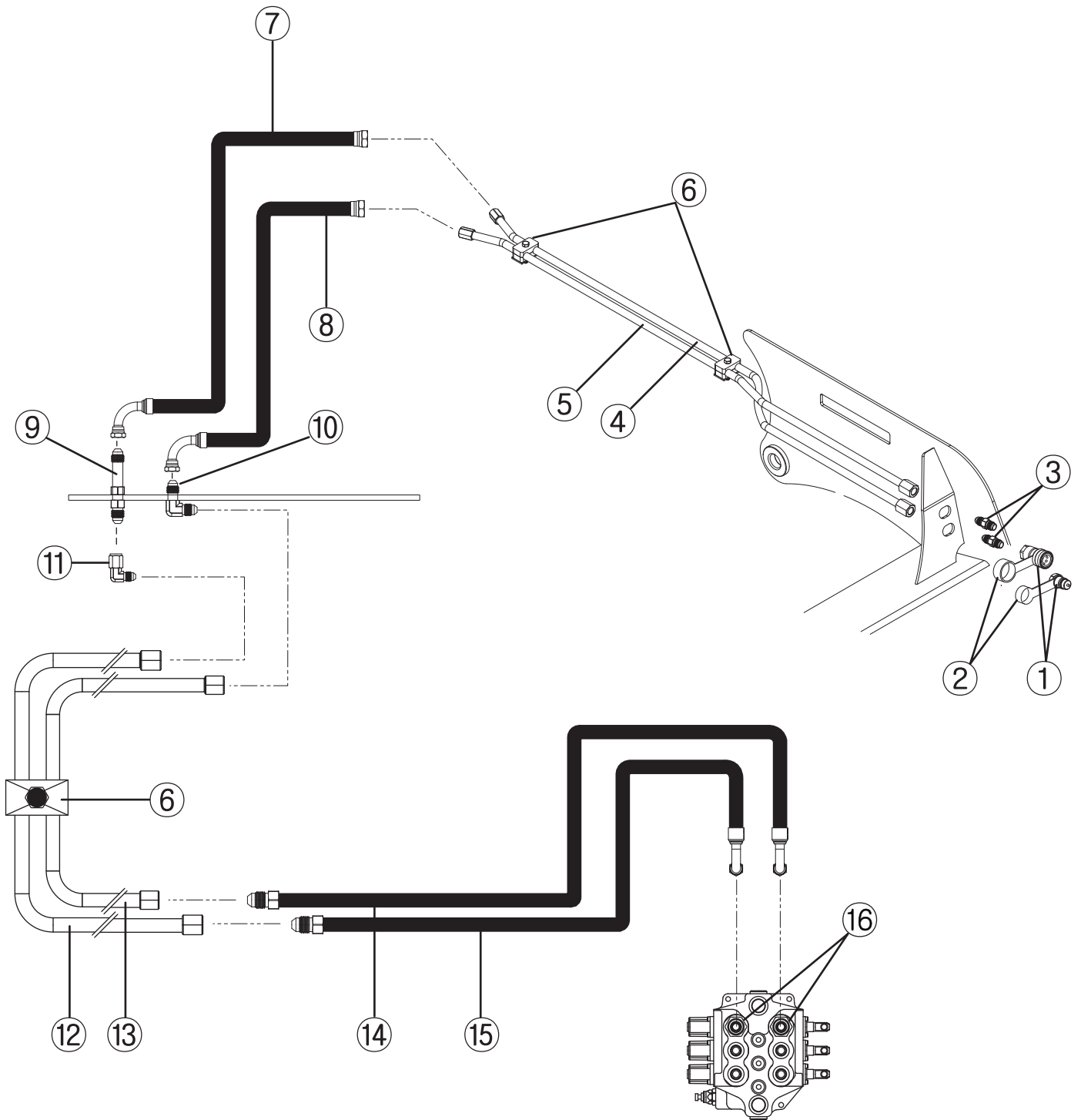
| NO | PART NO. | DESCRIPTION | SPECIFICATION | Q'TY |
|----|----------|----------------------|---------------|------|
| 1 | 1651713 | Breather, Oil Filler | | 1 |
| 2 | 1651706 | Level Gauge Ass'y | | 1 |
| 3 | 1651601 | Temperature Sender | | 1 |



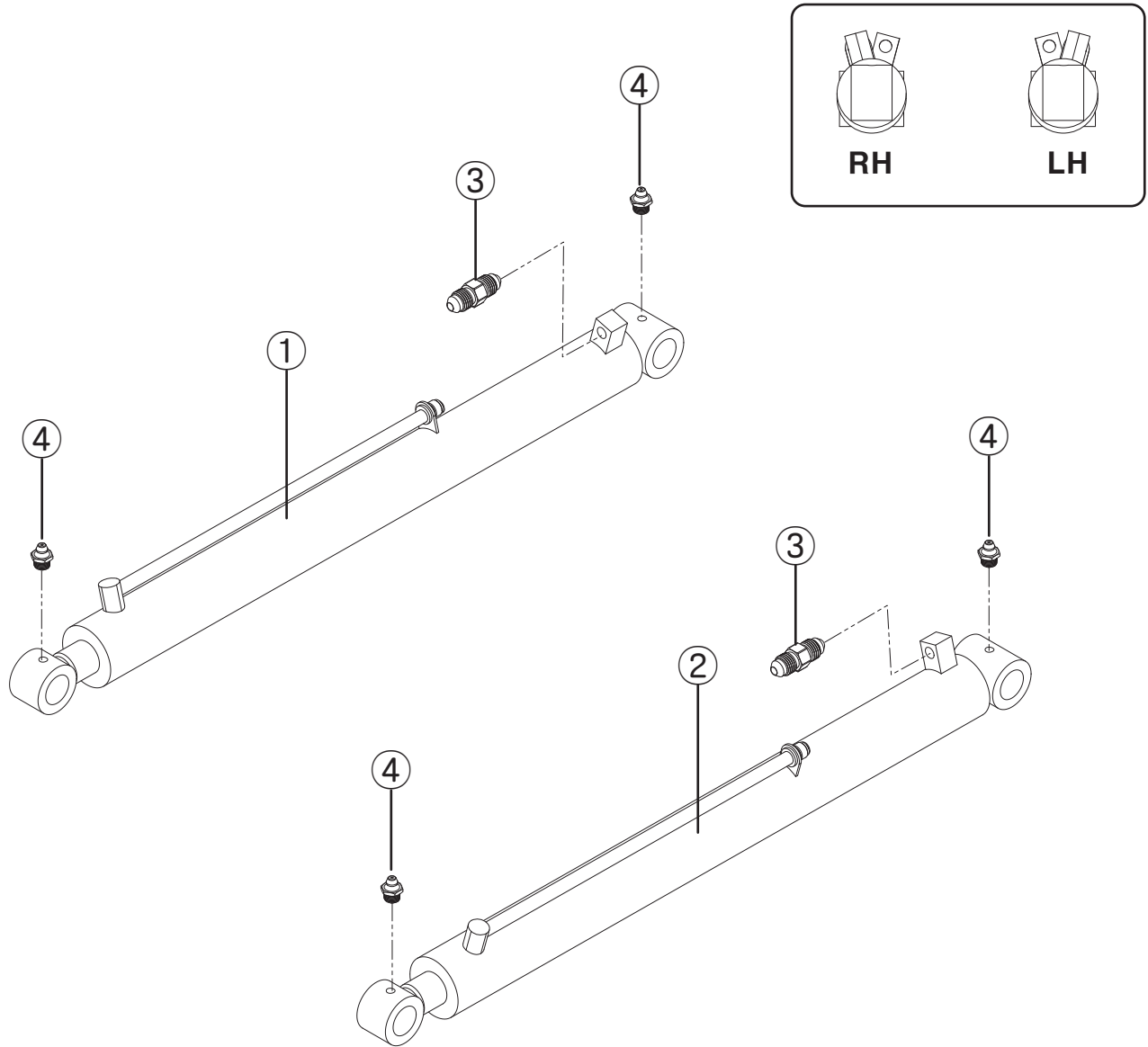
| NO | PART NO. | DESCRIPTION | SPECIFICATION | Q'TY |
|----|----------|-------------|---------------|------|
| 1 | 6506 | Plug, Oil | UNF 1 5/16 | 2 |
| 2 | 6523 | Plug, Oil | UNF 9/16 | 4 |
| 3 | 6512 | Plug, Oil | UNF 1 1/16 | 2 |
| 4 | | | | |



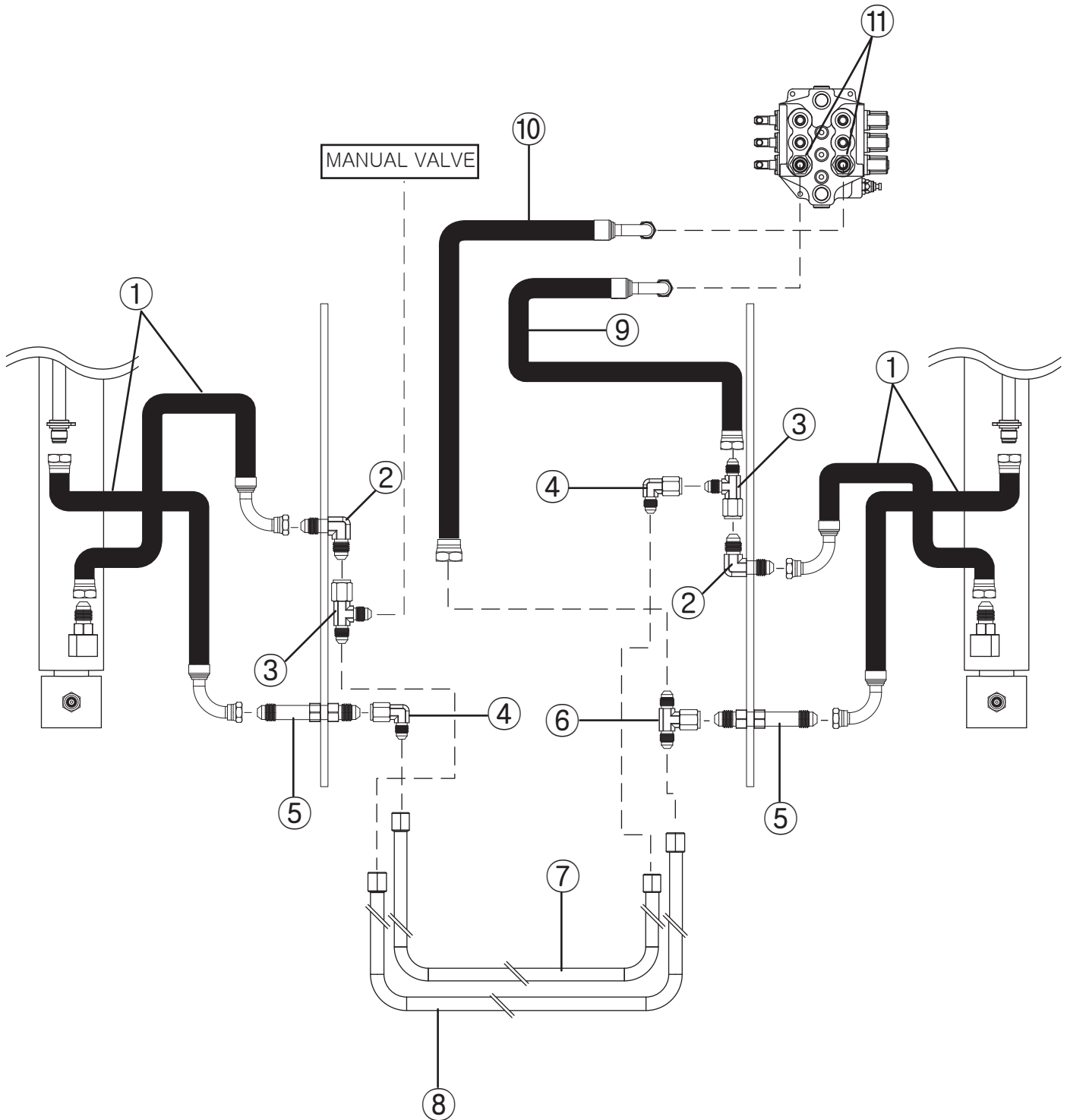
| NO | PART NO. | DESCRIPTION | SPECIFICATION | Q'TY |
|----|----------|----------------------|---------------|------|
| 1 | 1657501 | Control Valve | | 1 |
| 2 | 1657502 | Accumulator | | 1 |
| 3 | 6539 | Fitting | | 1 |
| 4 | 6517 | Fitting | | 1 |
| 5 | 6043 | Hose Ass'y | | 1 |
| 6 | 1651407 | Bracket, Accumulator | | 1 |
| 7 | 1651823 | Nut, Accumulator | M28×P1.5 | 1 |
| 8 | 911083 | Bolt, Hex | M8×P1.25×30L | 1 |
| 9 | 940081 | Washer, Lock | M8 | 2 |
| 10 | 930081 | Washer, Flat | M8 | 2 |
| 11 | 921081 | Nut, Hex | M8×P1.25 | 2 |



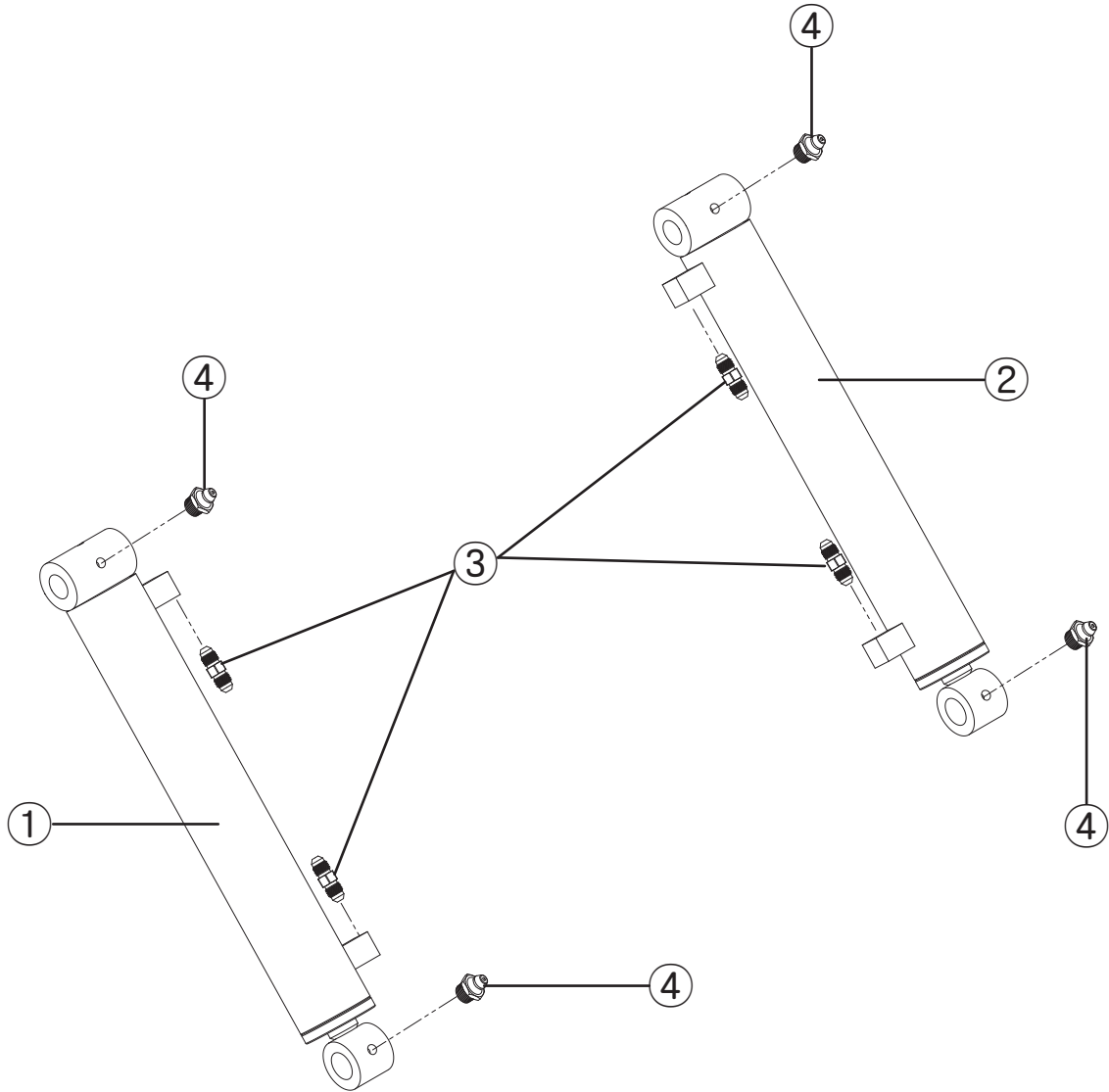
| NO | PART NO. | DESCRIPTION | SPECIFICATION | Q'TY |
|----|----------|---------------|---------------|-------|
| 1 | 6525 | Quick-Coupler | | 1 kit |
| 2 | 5024 | Plug, Dust | | 1 kit |
| 3 | 6530 | Fitting | | 1 |
| 4 | 6904 | Pipe | | 1 |
| 5 | 6903 | Pipe | | 1 |
| 6 | 5025 | Clamp | | 3 |
| 7 | 6032 | Hose Ass'y | | 1 |
| 8 | 6033 | Hose Ass'y | | 1 |
| 9 | 6528 | Fitting | | 1 |
| 10 | 6529 | Fitting | | 1 |
| 11 | 6526 | Fitting | | 1 |
| 12 | 6905 | Pipe | | 1 |
| 13 | 6906 | Pipe | | 1 |
| 14 | 6030 | Hose Ass'y | | 1 |
| 15 | 6031 | Hose Ass'y | | 1 |
| 16 | 6526 | Fitting | | 2 |



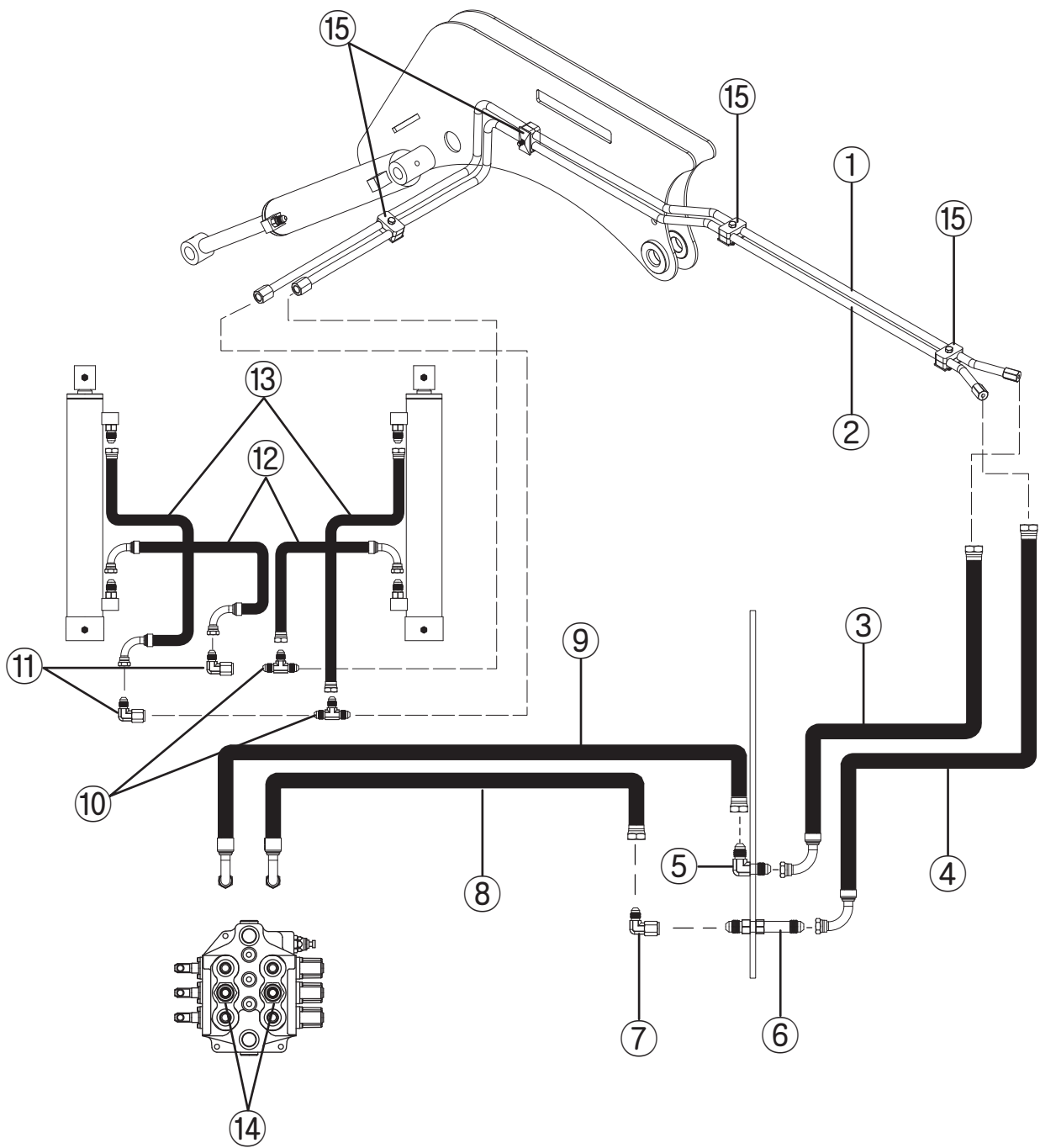
| NO | PART NO. | DESCRIPTION | SPECIFICATION | Q'TY |
|----|----------|-------------------|---------------|------|
| 1 | 1651503 | Lift Cylinder, RH | | 1 |
| 2 | 1651504 | Lift Cylinder, LH | | 1 |
| 3 | 6555 | Fitting | | 2 |
| 4 | 5012 | Grease Fitting | | 4 |



| NO | PART NO. | DESCRIPTION | SPECIFICATION | Q'TY |
|----|----------|-------------|---------------|------|
| 1 | 6034 | Hose Ass'y | | 4 |
| 2 | 5609 | Fitting | | 2 |
| 3 | 6527 | Fitting | | 2 |
| 4 | 6526 | Fitting | | 2 |
| 5 | 6528 | Fitting | | 2 |
| 6 | 6527 | Fitting | | 1 |
| 7 | 6907 | Pipe | | 1 |
| 8 | 6908 | Pipe | | 1 |
| 9 | 6026 | Hose Ass'y | | 1 |
| 10 | 6027 | Hose Ass'y | | 1 |
| 11 | 6526 | Fitting | | 2 |



| NO | PART NO. | DESCRIPTION | SPECIFICATION | Q'TY |
|----|----------|-------------------|---------------|------|
| 1 | 1651705 | Tilt Cylinder, RH | | 1 |
| 2 | 1651706 | Tilt Cylinder, LH | | 1 |
| 3 | 6555 | Fitting | | 2 |
| 4 | 5012 | Grease Fitting | | 2 |



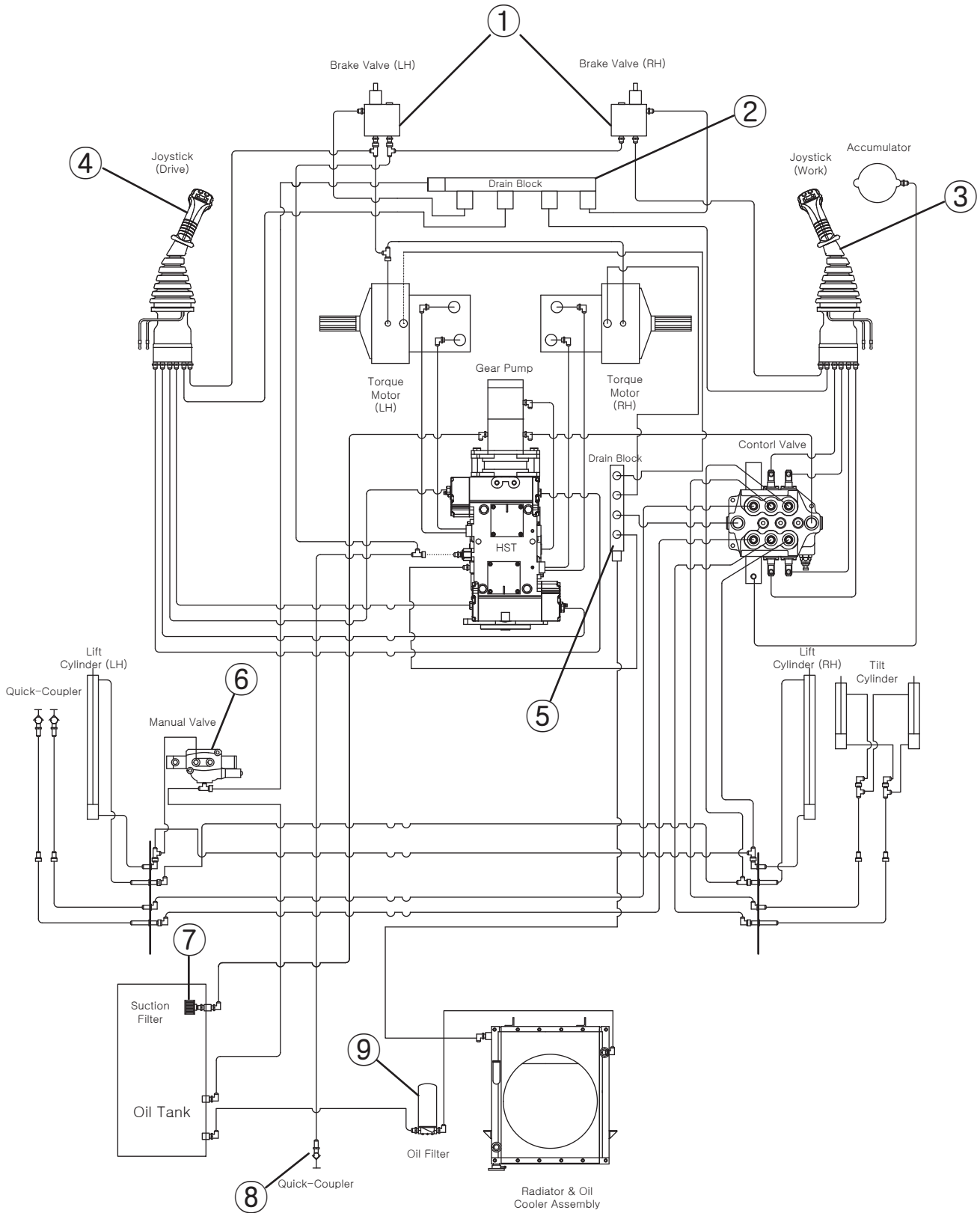
| NO | PART NO. | DESCRIPTION | SPECIFICATION | Q'TY |
|----|----------|-------------|---------------|------|
| 1 | 6902 | Pipe | | 1 |
| 2 | 6901 | Pipe | | 1 |
| 3 | 6033 | Hose Ass'y | | 1 |
| 4 | 6032 | Hose Ass'y | | 1 |
| 5 | 6529 | Fitting | | 1 |
| 6 | 6528 | Fitting | | 1 |
| 7 | 6526 | Fitting | | 1 |
| 8 | 6028 | Hose Ass'y | | 1 |
| 9 | 6029 | Hose Ass'y | | 1 |
| 10 | 6533 | Fitting | | 2 |
| 11 | 6526 | Fitting | | 2 |
| 12 | 6035 | Hose Ass'y | | 2 |
| 13 | 6036 | Hose Ass'y | | 2 |
| 14 | 6526 | Fitting | | 2 |
| 15 | 5025 | Clamp | | 3 |



HYDRAULIC SYSTEM

DL165 SKID STEER LOADER B SERIES

Hydraulic Circuit



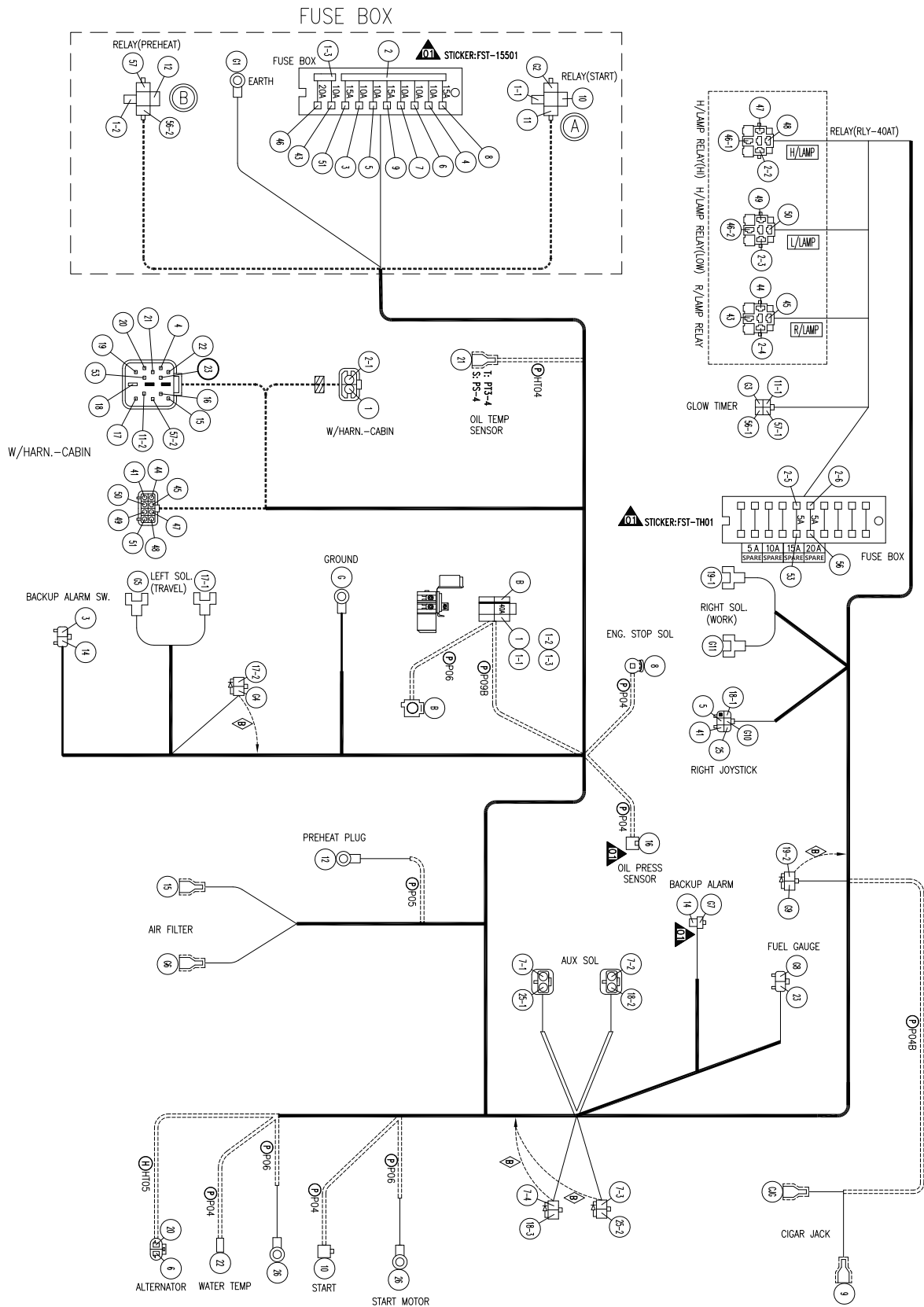
| NO | PART NO. | DESCRIPTION | SPECIFICATION | Q'TY |
|----|----------|---------------------|---------------|------|
| 1 | 1657508 | Brake Vale | | 2 |
| 2 | 1755700 | Drain Block | | 1 |
| 3 | 1657510 | Joy Stick Ass'y, RH | | 1 |
| 4 | 1657509 | Joy Stick Ass'y, LH | | 1 |
| 5 | 1755600 | Drain Block | | 1 |
| 6 | 1657507 | Manual Valve | | 1 |
| 7 | 1651718 | Suction Filter | | 1 |
| 8 | 6520 | Quick- Coupler | | 1 |
| 9 | 1651708 | Oil Filter | | 1 |



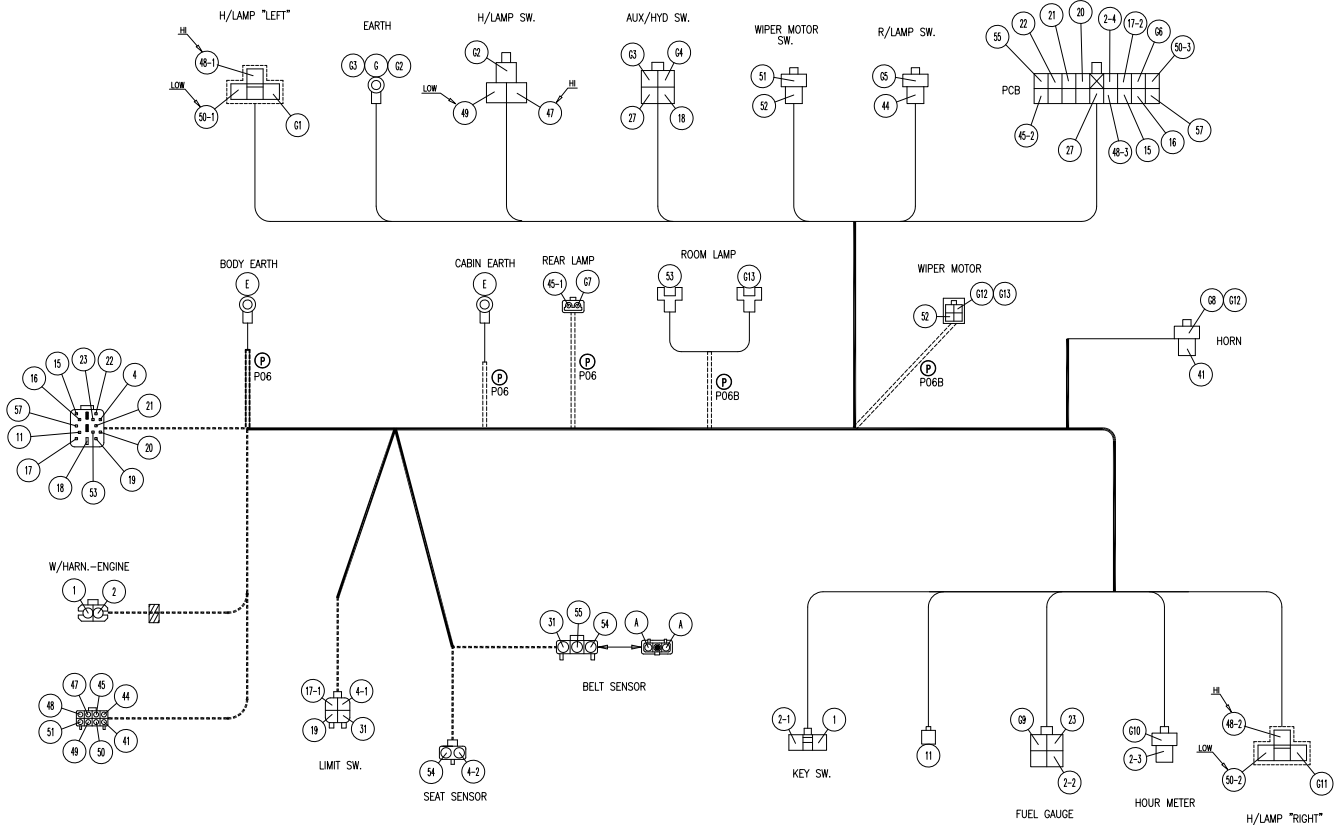
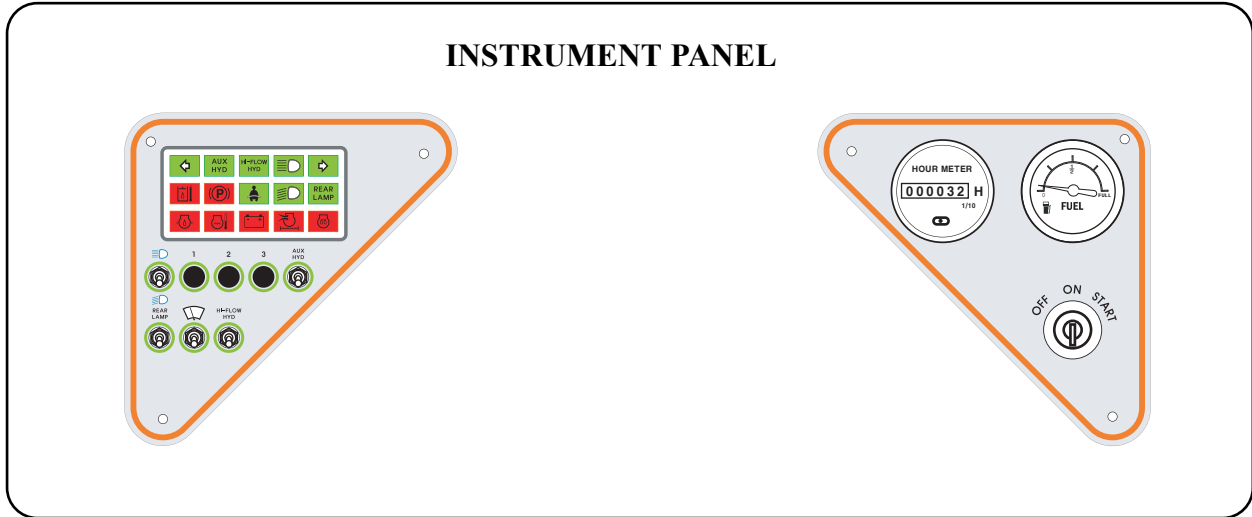
ELECTRICAL SYSTEM

DL165 SKID STEER LOADER B SERIES

Electrical Wiring, Engine



| NO | PART NO. | DESCRIPTION | SPECIFICATION | Q'TY |
|----|----------|-----------------------------|---------------|------|
| 1 | 1651601 | Wiring Harness | ENGINE | 1 |
| 2 | 1651602 | Harness | BATTERY (+) | 1 |
| 3 | 1651603 | Harness | BATTERY (-) | 1 |
| 4 | 1651604 | Harness | GROUND | 1 |
| 5 | 1651605 | Battery | DF80L | 1 |
| 6 | 1651607 | Limit Switch, Back Up Alarm | | 1 |
| 7 | 1651609 | Lighter-Cigar Ass'y | | 1 |
| 8 | 1651610 | Socket-12V | | 1 |
| 9 | 1651611 | Fuse 5A | | |
| 10 | 1651612 | Fuse 10A | | |
| 11 | 1651613 | Fuse 15A | | |
| 12 | 1651614 | Fuse 20A | | |
| 13 | 1651615 | Slow Blow Fuse 40A | | 1 |
| 14 | 1651616 | Start Relay | | 1 |
| 15 | 1651617 | Pre-Heater Relay | | 1 |
| 16 | 1651618 | Relay, Front-Light High | | 1 |
| 17 | 1651619 | Relay, Front-Light Low | | 1 |
| 18 | 1651620 | Relay, Rear-Light | | 1 |
| 19 | 1651621 | Harness | Back Up Alarm | 1 |
| 20 | 1651622 | Sensor, Water Temperature | 2/1" 110° ON | 1 |
| 21 | 1651623 | Switch, Oil Pressure | 90° | 1 |



| NO | PART NO. | DESCRIPTION | SPECIFICATION | Q'TY |
|----|----------|----------------------|---------------|------|
| 1 | 1653607 | Dash Panel Ass'y, LH | | 1 |
| 2 | 1653608 | Dash Panel Ass'y, RH | | 1 |
| 3 | 1653609 | 1P, Toggle Switch | Panel (LH) | 1 |
| 4 | 1653610 | 2P, Toggle Switch | Panel (LH) | 4 |
| 5 | 1653611 | Hour Meter | Panel (RH) | 1 |
| 6 | 1653612 | Fuel Gauge | Panel (RH) | 1 |
| 7 | 1653613 | Ignition Ass'y | Panel (RH) | 1 |
| 8 | 1653614 | Ignition Key | | 1 |
| 9 | 1653615 | Wiring Harness | Cabin | 1 |
| 10 | 1653616 | Harness | Seat Sensor | 1 |
| 11 | 1653617 | Harness | Ignition | 1 |

